



Shot Chart

CAN 57 vs 60 ESP

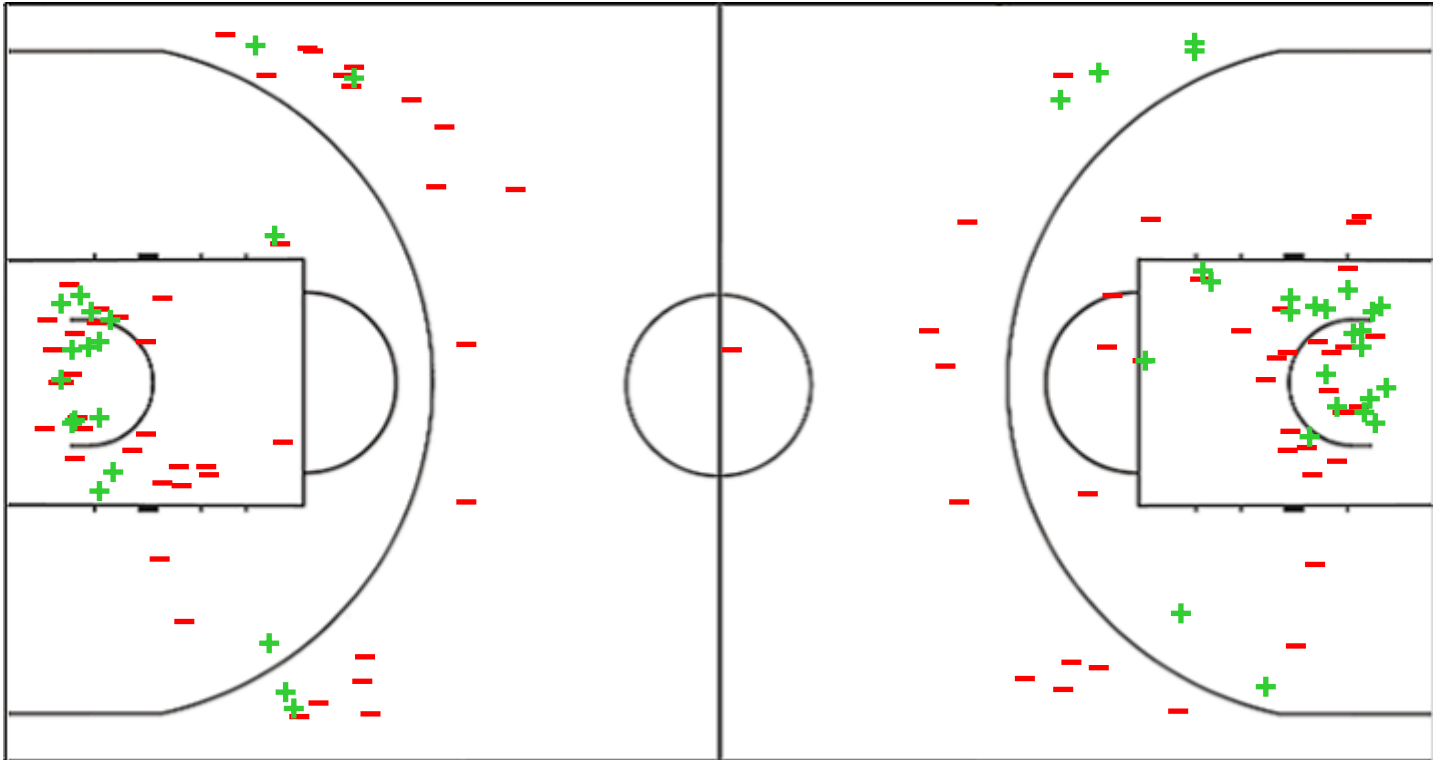
(15-17, 16-18, 11-16, 15-9)

Scoring by 5 min intervals:

| | Q1 | | Q2 | | Q3 | | Q4 | |
|-----|----|----|----|----|----|----|----|----|
| CAN | 11 | 15 | 22 | 31 | 40 | 42 | 50 | 57 |
| ESP | 13 | 17 | 23 | 35 | 46 | 51 | 53 | 60 |

CAN - Canada

ESP - Spain



| CAN | M / A | % |
|-------------|---------|----|
| Fied Goals | 19 / 64 | 30 |
| 2 Points | 15 / 42 | 36 |
| 3 Points | 4 / 22 | 18 |
| Free Throws | 15 / 20 | 75 |

| % | M / A | ESP |
|----|---------|-------------|
| 39 | 26 / 66 | Fied Goals |
| 43 | 22 / 51 | 2 Points |
| 27 | 4 / 15 | 3 Points |
| 44 | 4 / 9 | Free Throws |

GLOBAL PARTNERS





Shot Chart

CAN 57 vs 60 ESP

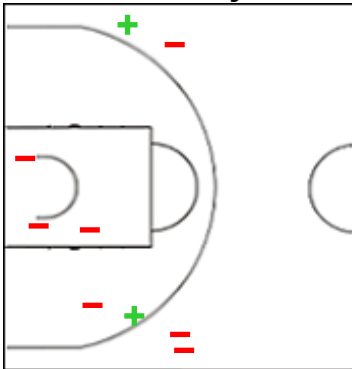
(15-17, 16-18, 11-16, 15-9)

Scoring by 5 min intervals:

| | Q1 | | Q2 | | Q3 | | Q4 | |
|-----|----|----|----|----|----|----|----|----|
| CAN | 11 | 15 | 22 | 31 | 40 | 42 | 50 | 57 |
| ESP | 13 | 17 | 23 | 35 | 46 | 51 | 53 | 60 |

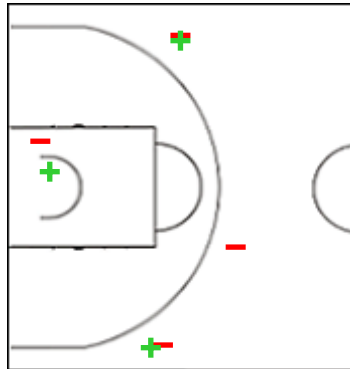
CAN - Canada

6 GIBB Delaney



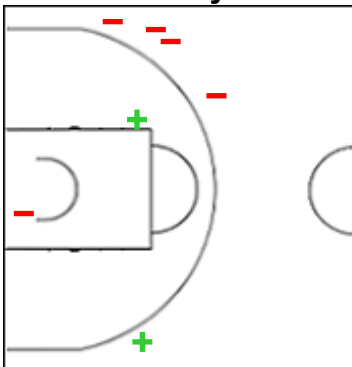
| | M / A | % |
|-------------|-------|----|
| Fied Goals | 2 / 9 | 22 |
| 2 Points | 1 / 5 | 20 |
| 3 Points | 1 / 4 | 25 |
| Free Throws | 3 / 4 | 75 |

7 ROBINSON Bree



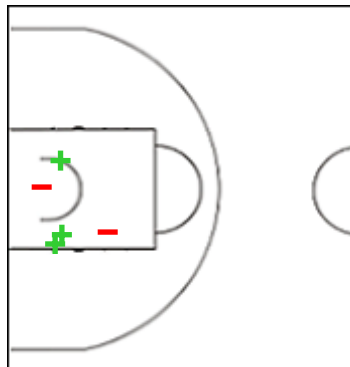
| | M / A | % |
|-------------|-------|----|
| Fied Goals | 3 / 7 | 43 |
| 2 Points | 1 / 2 | 50 |
| 3 Points | 2 / 5 | 40 |
| Free Throws | 2 / 3 | 67 |

8 SWORDS Sylva



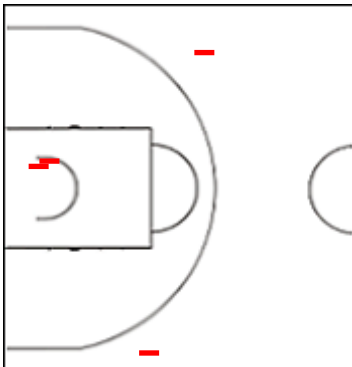
| | M / A | % |
|-------------|-------|----|
| Fied Goals | 2 / 7 | 29 |
| 2 Points | 1 / 2 | 50 |
| 3 Points | 1 / 5 | 20 |
| Free Throws | 0 / 0 | 0 |

9 LEE Sumer



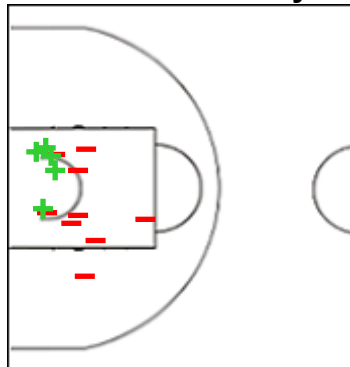
| | M / A | % |
|-------------|-------|-----|
| Fied Goals | 3 / 5 | 60 |
| 2 Points | 3 / 5 | 60 |
| 3 Points | 0 / 0 | 0 |
| Free Throws | 1 / 1 | 100 |

10 BOSTOCK Summer



| | M / A | % |
|-------------|-------|---|
| Fied Goals | 0 / 4 | 0 |
| 2 Points | 0 / 2 | 0 |
| 3 Points | 0 / 2 | 0 |
| Free Throws | 0 / 0 | 0 |

13 FOURNIER Toby Lee



| | M / A | % |
|-------------|--------|----|
| Fied Goals | 5 / 14 | 36 |
| 2 Points | 5 / 14 | 36 |
| 3 Points | 0 / 0 | 0 |
| Free Throws | 1 / 2 | 50 |

GLOBAL PARTNERS





Shot Chart

CAN 57 vs 60 ESP

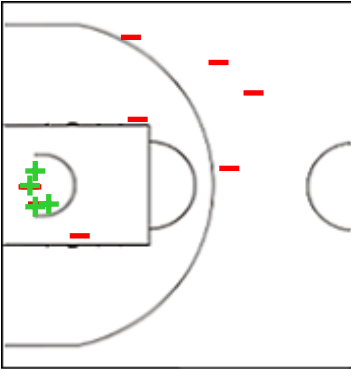
(15-17, 16-18, 11-16, 15-9)

Scoring by 5 min intervals:

| | Q1 | | Q2 | | Q3 | | Q4 | |
|-----|----|----|----|----|----|----|----|----|
| CAN | 11 | 15 | 22 | 31 | 40 | 42 | 50 | 57 |
| ESP | 13 | 17 | 23 | 35 | 46 | 51 | 53 | 60 |

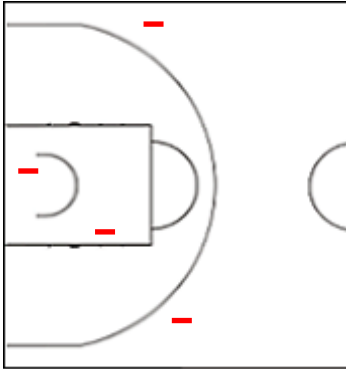
CAN - Canada

14 PROSPER Cassandre



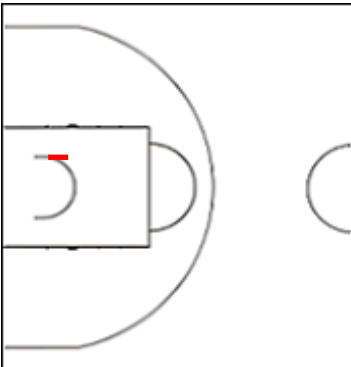
| | M / A | % |
|-------------|--------|----|
| Fied Goals | 4 / 13 | 31 |
| 2 Points | 4 / 9 | 44 |
| 3 Points | 0 / 4 | 0 |
| Free Throws | 6 / 8 | 75 |

15 MADOL Ajok Deng Obed



| | M / A | % |
|-------------|-------|---|
| Fied Goals | 0 / 4 | 0 |
| 2 Points | 0 / 2 | 0 |
| 3 Points | 0 / 2 | 0 |
| Free Throws | 0 / 0 | 0 |

21 BEDIAKO Jada



| | M / A | % |
|-------------|-------|-----|
| Fied Goals | 0 / 1 | 0 |
| 2 Points | 0 / 1 | 0 |
| 3 Points | 0 / 0 | 0 |
| Free Throws | 2 / 2 | 100 |

GLOBAL PARTNERS





Shot Chart

CAN 57 vs 60 ESP

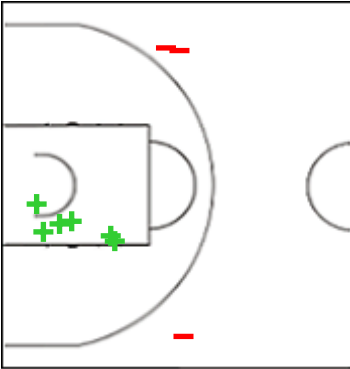
(15-17, 16-18, 11-16, 15-9)

Scoring by 5 min intervals:

| | Q1 | | Q2 | | Q3 | | Q4 | |
|-----|----|----|----|----|----|----|----|----|
| CAN | 11 | 15 | 22 | 31 | 40 | 42 | 50 | 57 |
| ESP | 13 | 17 | 23 | 35 | 46 | 51 | 53 | 60 |

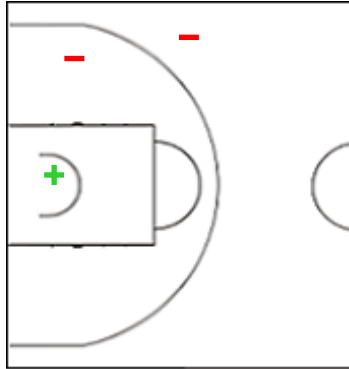
ESP - Spain

4 MARTIN CARRION Iyana



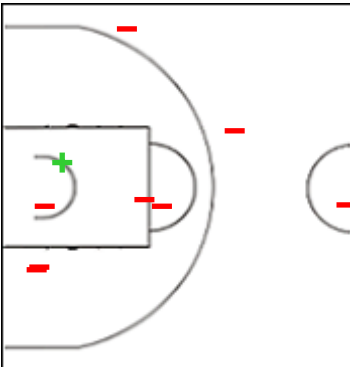
| | M / A | % |
|-------------|-------|-----|
| Fied Goals | 6 / 9 | 67 |
| 2 Points | 6 / 6 | 100 |
| 3 Points | 0 / 3 | 0 |
| Free Throws | 0 / 1 | 0 |

6 ALONSO HIDALGO Sofia



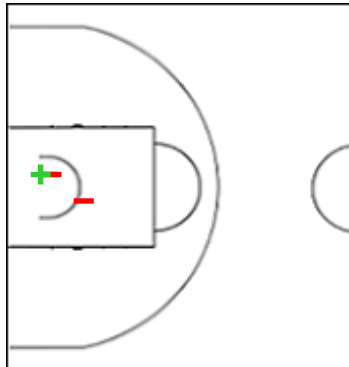
| | M / A | % |
|-------------|-------|----|
| Fied Goals | 1 / 3 | 33 |
| 2 Points | 1 / 2 | 50 |
| 3 Points | 0 / 1 | 0 |
| Free Throws | 0 / 0 | 0 |

7 CONESA CALVET Laia



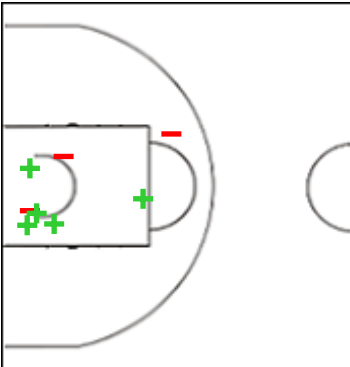
| | M / A | % |
|-------------|-------|----|
| Fied Goals | 1 / 9 | 11 |
| 2 Points | 1 / 6 | 17 |
| 3 Points | 0 / 3 | 0 |
| Free Throws | 0 / 0 | 0 |

8 TOR CABEZAS Blau



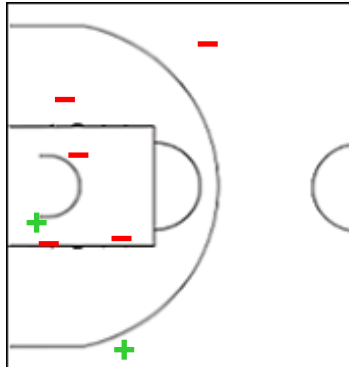
| | M / A | % |
|-------------|-------|----|
| Fied Goals | 1 / 4 | 25 |
| 2 Points | 1 / 4 | 25 |
| 3 Points | 0 / 0 | 0 |
| Free Throws | 0 / 0 | 0 |

10 FAM THIAM Awa



| | M / A | % |
|-------------|-------|----|
| Fied Goals | 5 / 8 | 63 |
| 2 Points | 5 / 8 | 63 |
| 3 Points | 0 / 0 | 0 |
| Free Throws | 0 / 0 | 0 |

11 VALERO RODRIGUEZ Judit



| | M / A | % |
|-------------|-------|----|
| Fied Goals | 2 / 7 | 29 |
| 2 Points | 1 / 5 | 20 |
| 3 Points | 1 / 2 | 50 |
| Free Throws | 1 / 2 | 50 |

GLOBAL PARTNERS





Shot Chart

CAN 57 vs 60 ESP

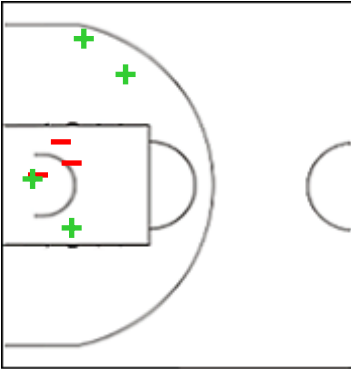
(15-17, 16-18, 11-16, 15-9)

Scoring by 5 min intervals:

| | Q1 | | Q2 | | Q3 | | Q4 | |
|-----|----|----|----|----|----|----|----|----|
| CAN | 11 | 15 | 22 | 31 | 40 | 42 | 50 | 57 |
| ESP | 13 | 17 | 23 | 35 | 46 | 51 | 53 | 60 |

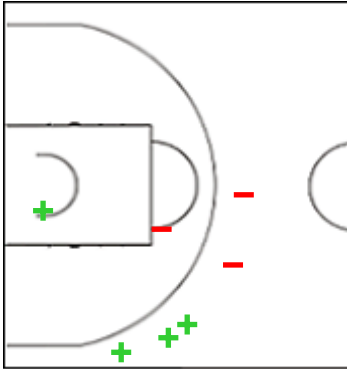
ESP - Spain

12 CALVO SALVE Habtenesh



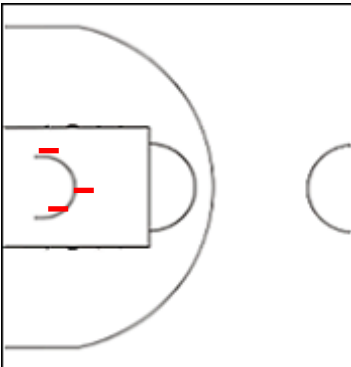
| | M / A | % |
|-------------|-------|----|
| Fied Goals | 4 / 7 | 57 |
| 2 Points | 4 / 7 | 57 |
| 3 Points | 0 / 0 | 0 |
| Free Throws | 3 / 6 | 50 |

13 VIEGAS SEGURA Carla



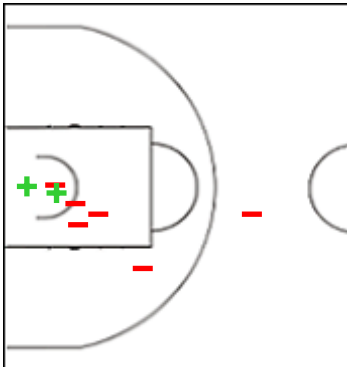
| | M / A | % |
|-------------|-------|----|
| Fied Goals | 4 / 7 | 57 |
| 2 Points | 1 / 2 | 50 |
| 3 Points | 3 / 5 | 60 |
| Free Throws | 0 / 0 | 0 |

16 IKHIUWU SHOBAKIN Queen



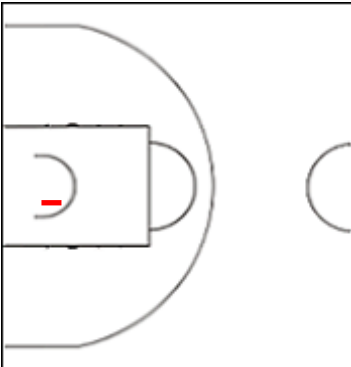
| | M / A | % |
|-------------|-------|---|
| Fied Goals | 0 / 3 | 0 |
| 2 Points | 0 / 3 | 0 |
| 3 Points | 0 / 0 | 0 |
| Free Throws | 0 / 0 | 0 |

17 TERMIS CASAS Ariadna



| | M / A | % |
|-------------|-------|----|
| Fied Goals | 2 / 8 | 25 |
| 2 Points | 2 / 7 | 29 |
| 3 Points | 0 / 1 | 0 |
| Free Throws | 0 / 0 | 0 |

18 MATA GALINDO Marina



| | M / A | % |
|-------------|-------|---|
| Fied Goals | 0 / 1 | 0 |
| 2 Points | 0 / 1 | 0 |
| 3 Points | 0 / 0 | 0 |
| Free Throws | 0 / 0 | 0 |

GLOBAL PARTNERS





Shot Chart

CAN 57 vs 60 ESP

(15-17, 16-18, 11-16, 15-9)

Scoring by 5 min intervals:

| | Q1 | | Q2 | | Q3 | | Q4 | |
|-----|----|----|----|----|----|----|----|----|
| CAN | 11 | 15 | 22 | 31 | 40 | 42 | 50 | 57 |
| ESP | 13 | 17 | 23 | 35 | 46 | 51 | 53 | 60 |

CAN - Canada

ESP - Spain



| | M / A | % |
|-------------|---------|----|
| Fied Goals | 19 / 64 | 30 |
| 2 Points | 15 / 42 | 36 |
| 3 Points | 4 / 22 | 18 |
| Free Throws | 15 / 20 | 75 |

| % | M / A | |
|----|---------|-------------|
| 39 | 26 / 66 | Fied Goals |
| 43 | 22 / 51 | 2 Points |
| 27 | 4 / 15 | 3 Points |
| 44 | 4 / 9 | Free Throws |

GLOBAL PARTNERS

