

TOURNAMENT SUMMARY

Group Phase - Group A

Phase	Game No	Teams	Date	Start Time	Location	Attendance	Final	Q1	Q2	Q3	Q4
Group Phase	1	MEX vs JPN	Sat 09 Jul	19:30	Olah Gabor Sports Hall	35	40-77	14-25	5-20	7-16	14-16
	2	HUN vs BEL	Sat 09 Jul	17:30	Fönix Hall	150	55-39	13-7	15-12	12-8	15-12

Group A					Games			Points		Diff.	Bonus / Penalty	Class. Points
Rank		JPN	HUN	BEL	MEX	Played	Won	Lost	For			
1	JPN		10 Jul	12 Jul	77-40	1	1	0	77	40	+37	2
2	HUN	10 Jul		55-39	12 Jul	1	1	0	55	39	+16	2
3	BEL	12 Jul	39-55		10 Jul	1	0	1	39	55	-16	1
4	MEX	40-77	12 Jul	10 Jul		1	0	1	40	77	-37	1

Group Phase - Group B

Phase	Game No	Teams	Date	Start Time	Location	Attendance	Final	Q1	Q2	Q3	Q4	OT1
Group Phase	1	AUS vs SLO	Sat 09 Jul	12:00	Olah Gabor Sports Hall	40	81-87	21-19	20-15	16-16	17-24	7-13
	2	FRA vs ARG	Sat 09 Jul	14:30	Olah Gabor Sports Hall	50	98-35	26-9	27-9	23-12	22-5	

Group B					Games			Points		Diff.	Bonus / Penalty	Class. Points
Rank		FRA	SLO	AUS	ARG	Played	Won	Lost	For			
1	FRA		10 Jul	12 Jul	98-35	1	1	0	98	35	+63	2
2	SLO	10 Jul		87-81	12 Jul	1	1	0	87	81	+6	2
3	AUS	12 Jul	81-87		10 Jul	1	0	1	81	87	-6	1
4	ARG	35-98	12 Jul	10 Jul		1	0	1	35	98	-63	1

Group Phase - Group C

Phase	Game No	Teams	Date	Start Time	Location	Attendance	Final	Q1	Q2	Q3	Q4
Group Phase	1	EGY vs KOR	Sat 09 Jul	12:30	Fönix Hall	10	75-73	17-12	9-21	28-18	21-22
	2	CAN vs ESP	Sat 09 Jul	15:00	Fönix Hall	50	57-60	15-17	16-18	11-16	15-9

Group C					Games			Points		Diff.	Bonus / Penalty	Class. Points
Rank		ESP	EGY	KOR	CAN	Played	Won	Lost	For			
1	ESP		10 Jul	12 Jul	60-57	1	1	0	60	57	+3	2
2	EGY	10 Jul		75-73	12 Jul	1	1	0	75	73	+2	2
3	KOR	12 Jul	73-75		10 Jul	1	0	1	73	75	-2	1
4	CAN	57-60	12 Jul	10 Jul		1	0	1	57	60	-3	1

Group Phase - Group D

Phase	Game No	Teams	Date	Start Time	Location	Attendance	Final	Q1	Q2	Q3	Q4
Group Phase	1	GER vs NZL	Sat 09 Jul	17:00	Olah Gabor Sports Hall	38	68-35	12-4	13-10	20-10	23-11
	2	USA vs MLI	Sat 09 Jul	20:00	Fönix Hall	80	78-49	25-13	25-15	10-10	18-11

Group D					Games			Points		Diff.	Bonus / Penalty	Class. Points
Rank		GER	USA	MLI	NZL	Played	Won	Lost	For			
1	GER		12 Jul	10 Jul	68-35	1	1	0	68	35	+33	2
2	USA	12 Jul		78-49	10 Jul	1	1	0	78	49	+29	2
3	MLI	10 Jul	49-78		12 Jul	1	0	1	49	78	-29	1
4	NZL	35-68	10 Jul	12 Jul		1	0	1	35	68	-33	1

GLOBAL PARTNERS



TOURNAMENT SUMMARY

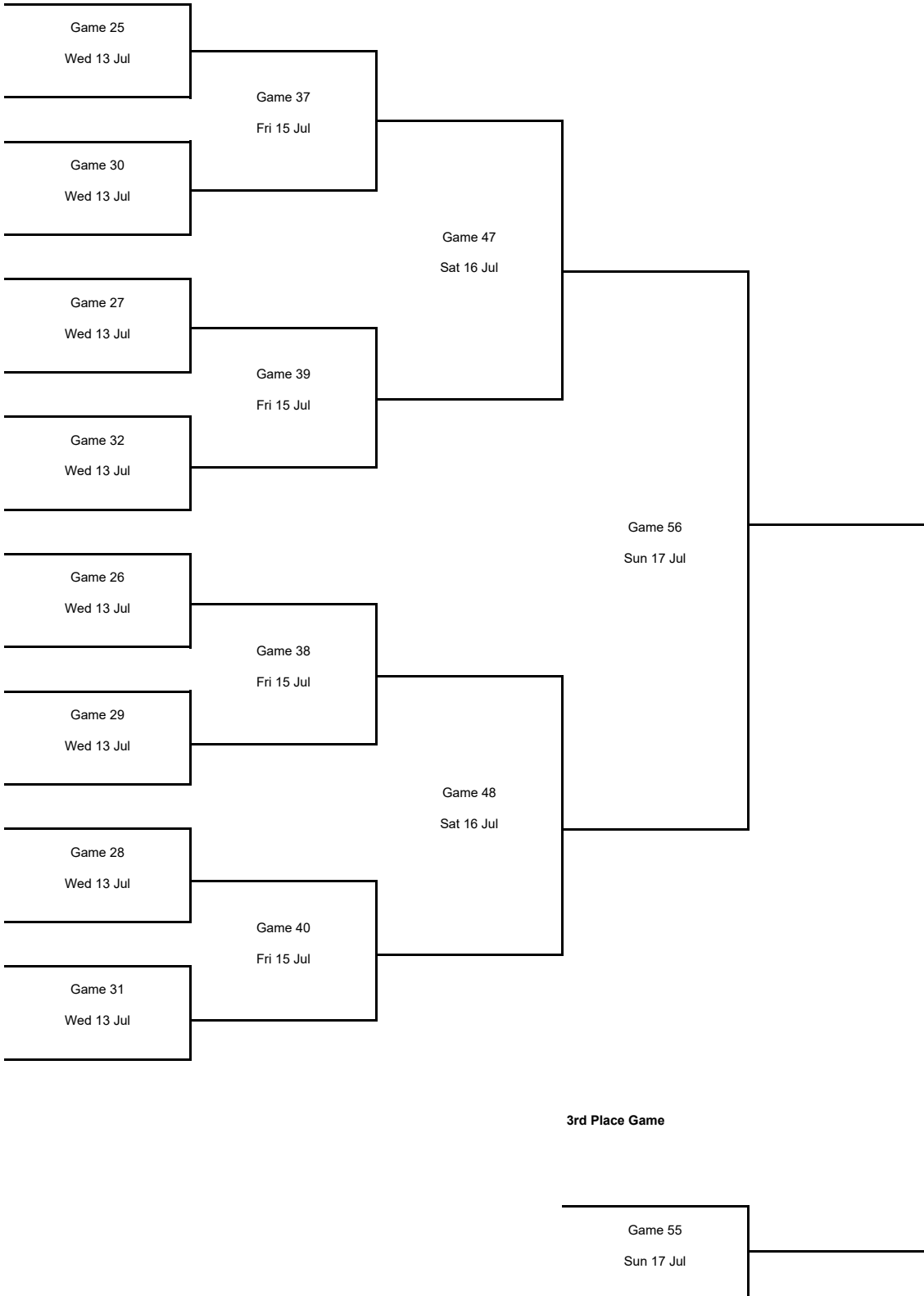
Legend :							
Class.	Classification	Diff.	Difference	DSQ	Disqualified	GP	Games played
OTx	Overtime	Qx	Quarter Time	W/L	Win/Loss		

GLOBAL PARTNERS



TOURNAMENT SUMMARY

Round of 16 Quarter-Finals Semi-Finals Final



Rank	Team	GP	W/L
1	F/56/[POS]/1		
2	F/56/[POS]/2		
3	3PG/55/[POS]/1		
4	3PG/55/[POS]/2		
5	CL 5-6/54/[POS]/1		
6	CL 5-6/54/[POS]/2		
7	CL 7-8/53/[POS]/1		
8	CL 7-8/53/[POS]/2		
9	CL 9-10/52/[POS]/1		
10	CL 9-10/52/[POS]/2		
15	CL 15-16/49/[POS]/1		
14	CL 13-14/50/[POS]/2		
13	CL 13-14/50/[POS]/1		
12	CL 11-12/51/[POS]/2		
16	CL 15-16/49/[POS]/2		
11	CL 11-12/51/[POS]/1		

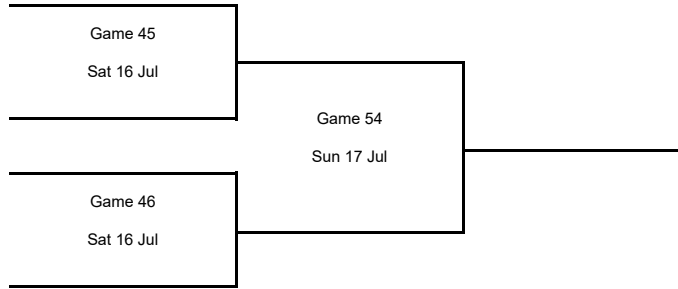
GLOBAL PARTNERS



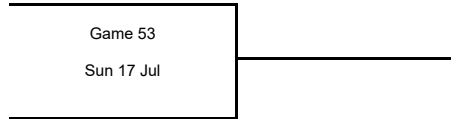
TOURNAMENT SUMMARY

Class 5-8

Class 5-6



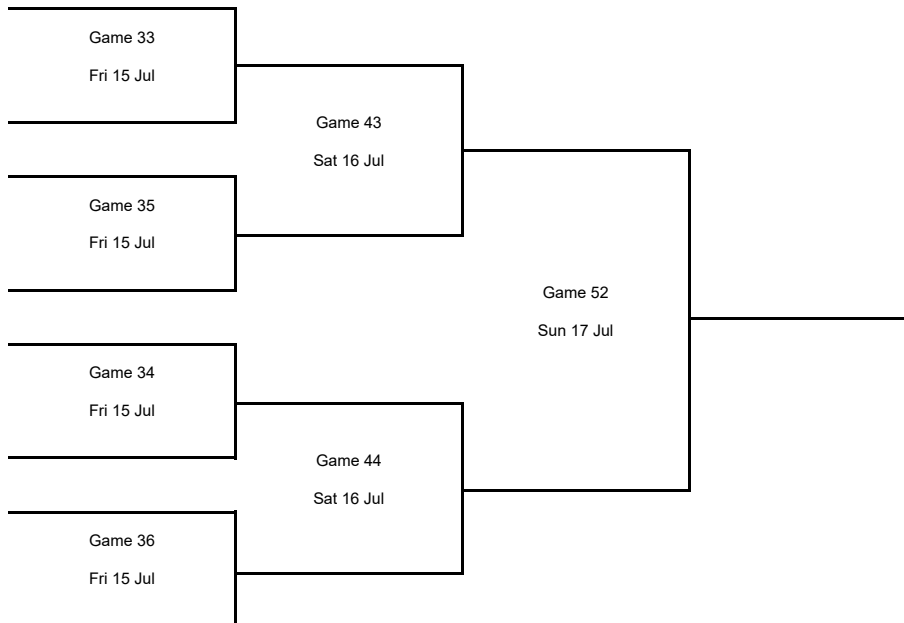
Class 7-8



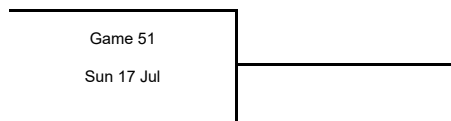
Class 9-16

Class 9-12

Class 9-10



Class 11-12



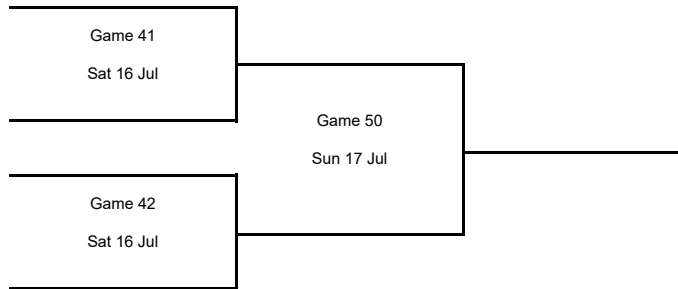
GLOBAL PARTNERS



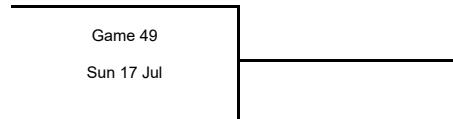
TOURNAMENT SUMMARY

Class 13-16

Class 13-14



Class 15-16



GLOBAL PARTNERS

