

Shot Chart

MEX 75 vs 83 CAN

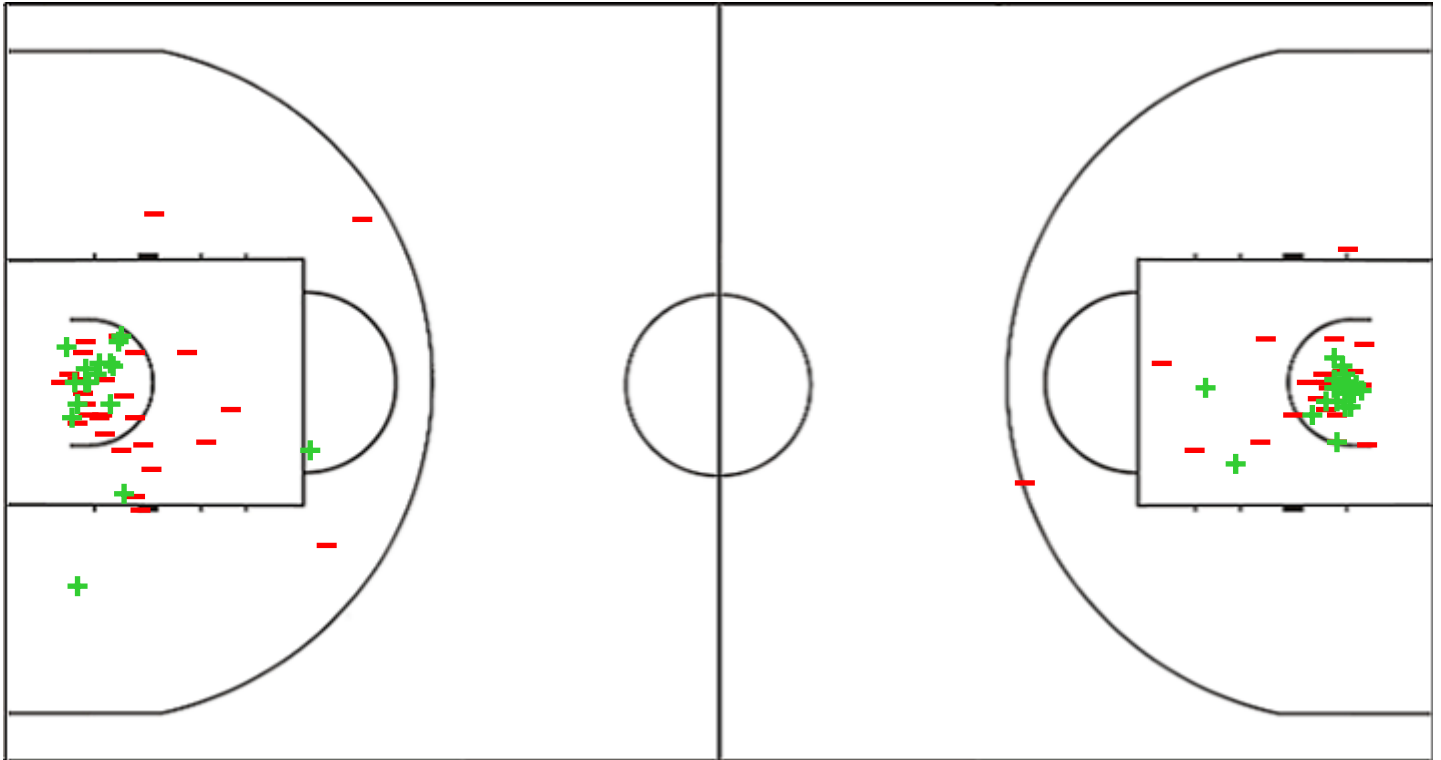
(14-15, 11-20, 24-26, 26-22)

Scoring by 5 min intervals:

	Q1		Q2		Q3		Q4	
MEX	6	14	20	25	34	49	64	75
CAN	7	15	26	35	49	61	69	83

MEX - Mexico

CAN - Canada



MEX	M / A	%
Fied Goals	26 / 77	34
2 Points	17 / 46	37
3 Points	9 / 31	29
Free Throws	14 / 28	50

%	M / A	CAN
39	29 / 74	Fied Goals
48	23 / 48	2 Points
23	6 / 26	3 Points
58	19 / 33	Free Throws

Shot Chart

MEX 75 vs 83 CAN

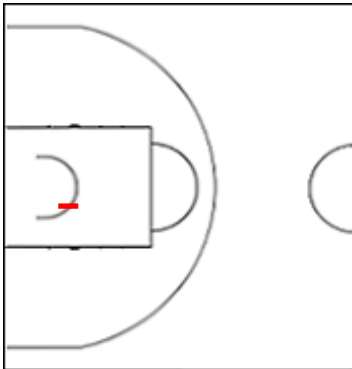
(14-15, 11-20, 24-26, 26-22)

Scoring by 5 min intervals:

	Q1		Q2		Q3		Q4	
MEX	6	14	20	25	34	49	64	75
CAN	7	15	26	35	49	61	69	83

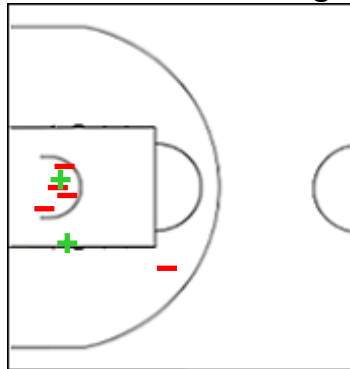
MEX - Mexico

3 LOPEZ Osmark



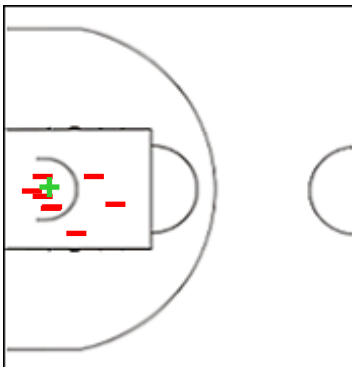
	M / A	%
Fied Goals	0 / 3	0
2 Points	0 / 1	0
3 Points	0 / 2	0
Free Throws	2 / 2	100

7 CAMACHO Santiago



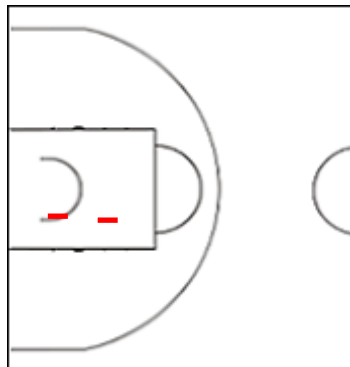
	M / A	%
Fied Goals	4 / 13	31
2 Points	2 / 7	29
3 Points	2 / 6	33
Free Throws	6 / 8	75

8 OCHOA Jesus



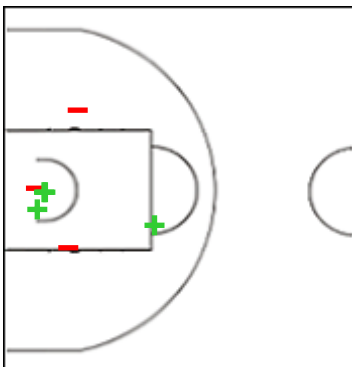
	M / A	%
Fied Goals	3 / 18	17
2 Points	1 / 9	11
3 Points	2 / 9	22
Free Throws	1 / 2	50

10 SOQUI Aram



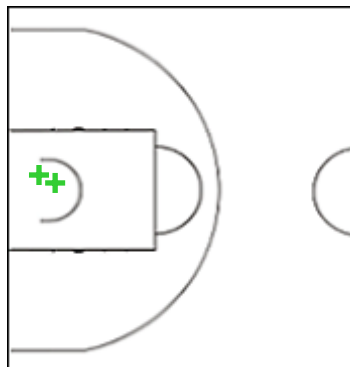
	M / A	%
Fied Goals	0 / 4	0
2 Points	0 / 2	0
3 Points	0 / 2	0
Free Throws	0 / 0	0

11 VALDES Victor



	M / A	%
Fied Goals	6 / 14	43
2 Points	4 / 7	57
3 Points	2 / 7	29
Free Throws	2 / 6	33

12 OCAMPO Josue



	M / A	%
Fied Goals	5 / 6	83
2 Points	2 / 2	100
3 Points	3 / 4	75
Free Throws	0 / 0	0

Shot Chart

MEX 75 vs 83 CAN

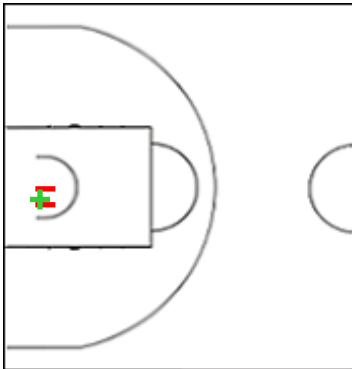
(14-15, 11-20, 24-26, 26-22)

Scoring by 5 min intervals:

	Q1		Q2		Q3		Q4	
MEX	6	14	20	25	34	49	64	75
CAN	7	15	26	35	49	61	69	83

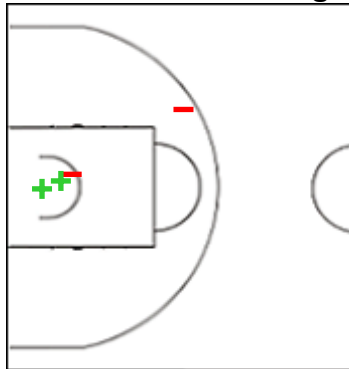
MEX - Mexico

13 TREJO Juan



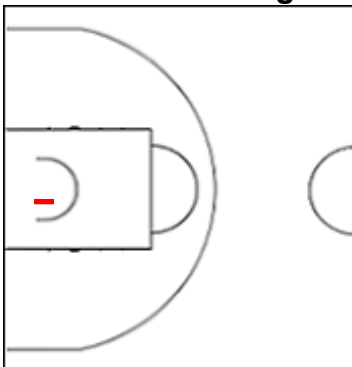
	M / A	%
Fied Goals	1 / 3	33
2 Points	1 / 3	33
3 Points	0 / 0	0
Free Throws	2 / 7	29

15 DOMINGUEZ Jorge



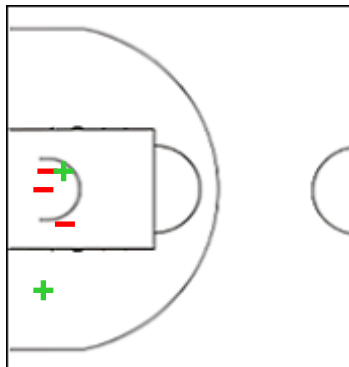
	M / A	%
Fied Goals	2 / 4	50
2 Points	2 / 4	50
3 Points	0 / 0	0
Free Throws	0 / 0	0

17 REDONDO Diego



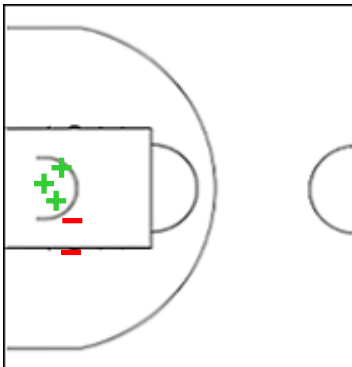
	M / A	%
Fied Goals	0 / 2	0
2 Points	0 / 1	0
3 Points	0 / 1	0
Free Throws	1 / 2	50

24 TOVAR Andrei



	M / A	%
Fied Goals	2 / 5	40
2 Points	2 / 5	40
3 Points	0 / 0	0
Free Throws	0 / 0	0

34 ESPEJEL Eduardo



	M / A	%
Fied Goals	3 / 5	60
2 Points	3 / 5	60
3 Points	0 / 0	0
Free Throws	0 / 1	0

Shot Chart

MEX 75 vs 83 CAN

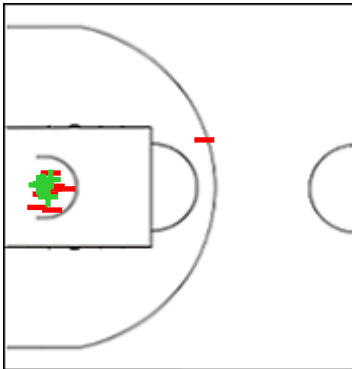
(14-15, 11-20, 24-26, 26-22)

Scoring by 5 min intervals:

	Q1		Q2		Q3		Q4	
MEX	6	14	20	25	34	49	64	75
CAN	7	15	26	35	49	61	69	83

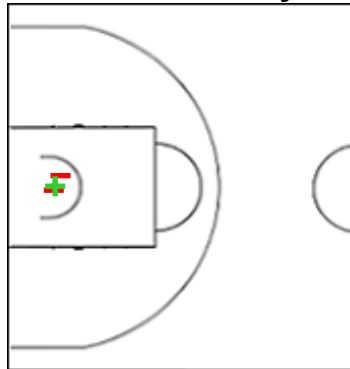
CAN - Canada

0 ALLETTE Vasean



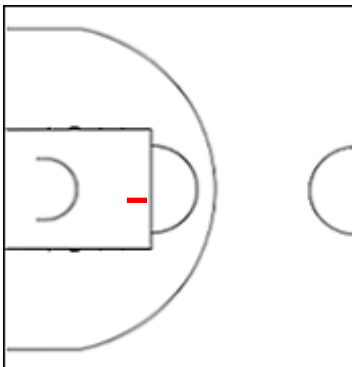
	M / A	%
Fied Goals	5 / 19	26
2 Points	5 / 14	36
3 Points	0 / 5	0
Free Throws	9 / 10	90

2 BRENDAN Amoyaw



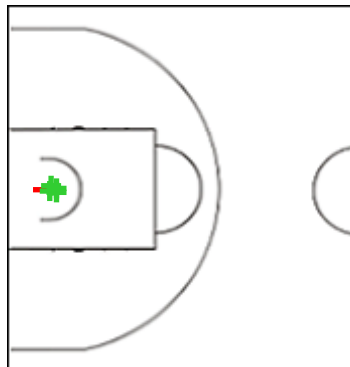
	M / A	%
Fied Goals	1 / 3	33
2 Points	1 / 3	33
3 Points	0 / 0	0
Free Throws	2 / 4	50

3 DUMONT Jordann



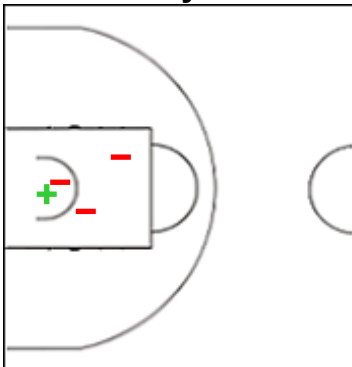
	M / A	%
Fied Goals	2 / 4	50
2 Points	0 / 1	0
3 Points	2 / 3	67
Free Throws	2 / 4	50

4 SIMON David



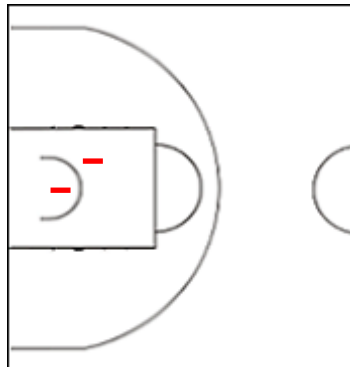
	M / A	%
Fied Goals	4 / 6	67
2 Points	4 / 5	80
3 Points	0 / 1	0
Free Throws	0 / 0	0

5 GRANT Dylan



	M / A	%
Fied Goals	2 / 6	33
2 Points	1 / 4	25
3 Points	1 / 2	50
Free Throws	2 / 4	50

6 BENJAMIN Bubu



	M / A	%
Fied Goals	1 / 11	9
2 Points	0 / 2	0
3 Points	1 / 9	11
Free Throws	0 / 0	0

Shot Chart

MEX 75 vs 83 CAN

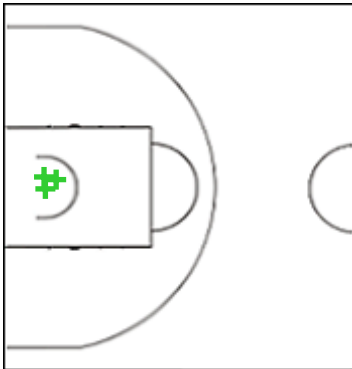
(14-15, 11-20, 24-26, 26-22)

Scoring by 5 min intervals:

	Q1		Q2		Q3		Q4	
MEX	6	14	20	25	34	49	64	75
CAN	7	15	26	35	49	61	69	83

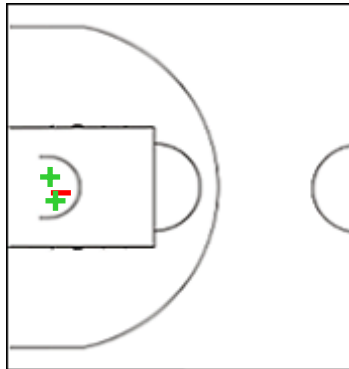
CAN - Canada

10 IBEKWE Favour



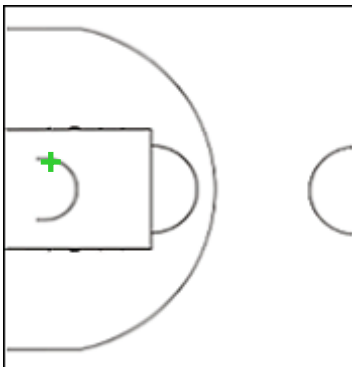
	M / A	%
Fied Goals	3 / 3	100
2 Points	3 / 3	100
3 Points	0 / 0	0
Free Throws	0 / 1	0

11 TYNE Mikkel



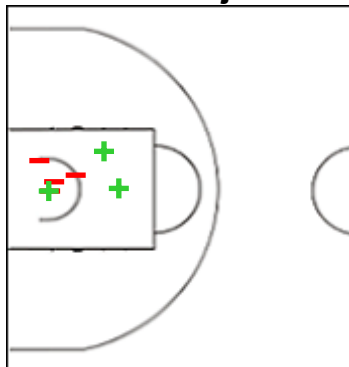
	M / A	%
Fied Goals	3 / 7	43
2 Points	2 / 3	67
3 Points	1 / 4	25
Free Throws	1 / 1	100

15 EVBAGHARU Micheal



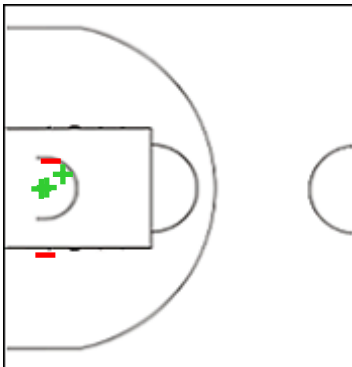
	M / A	%
Fied Goals	1 / 1	100
2 Points	1 / 1	100
3 Points	0 / 0	0
Free Throws	0 / 1	0

22 FISHER Elijah



	M / A	%
Fied Goals	4 / 9	44
2 Points	3 / 7	43
3 Points	1 / 2	50
Free Throws	2 / 4	50

23 NWOKO Michael



	M / A	%
Fied Goals	3 / 5	60
2 Points	3 / 5	60
3 Points	0 / 0	0
Free Throws	0 / 0	0

Shot Chart

MEX 75 vs 83 CAN

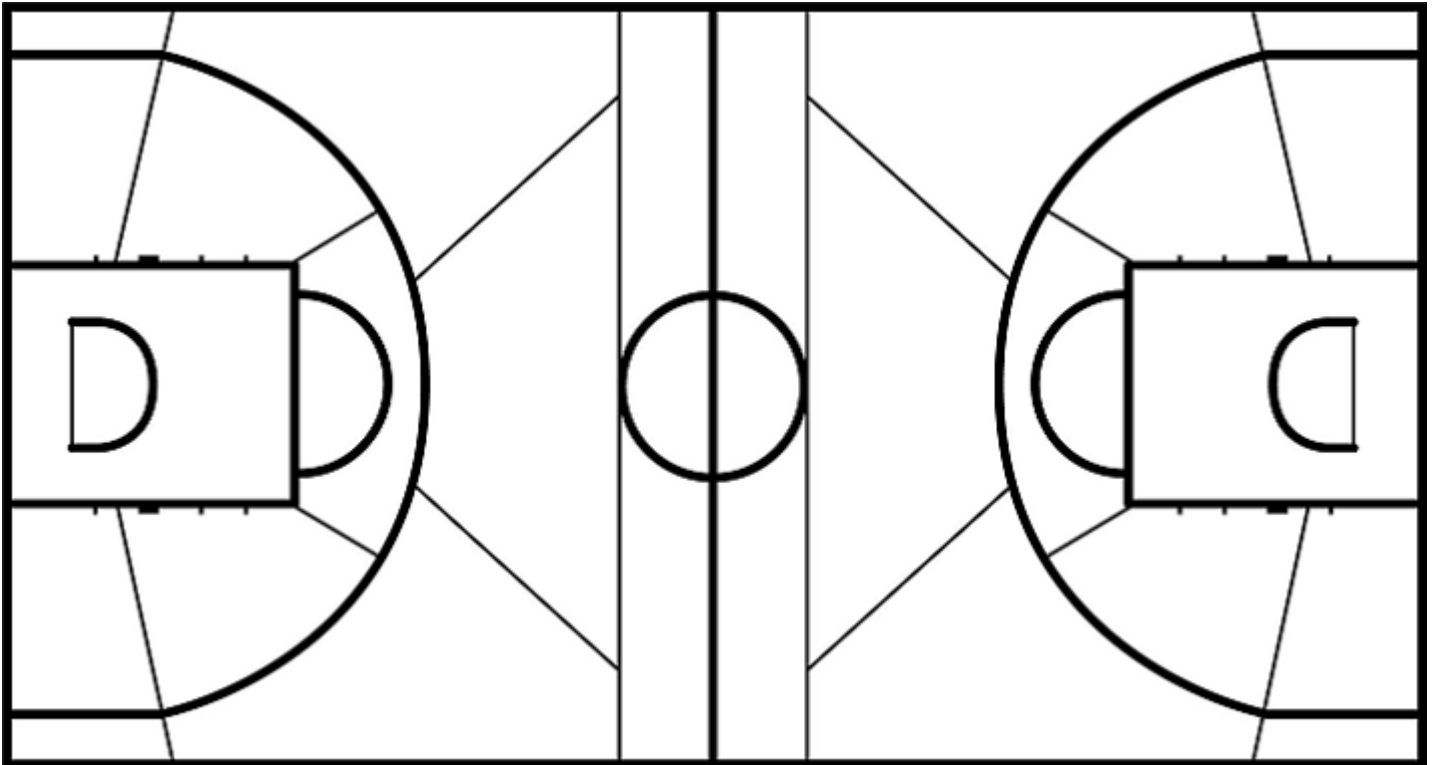
(14-15, 11-20, 24-26, 26-22)

Scoring by 5 min intervals:

	Q1		Q2		Q3		Q4	
MEX	6	14	20	25	34	49	64	75
CAN	7	15	26	35	49	61	69	83

MEX - Mexico

CAN - Canada



	M / A	%
Fied Goals	26 / 77	34
2 Points	17 / 46	37
3 Points	9 / 31	29
Free Throws	14 / 28	50

%	M / A	
39	29 / 74	Fied Goals
48	23 / 48	2 Points
23	6 / 26	3 Points
58	19 / 33	Free Throws