

## Shot Chart

### ARG 55 vs 60 BRA

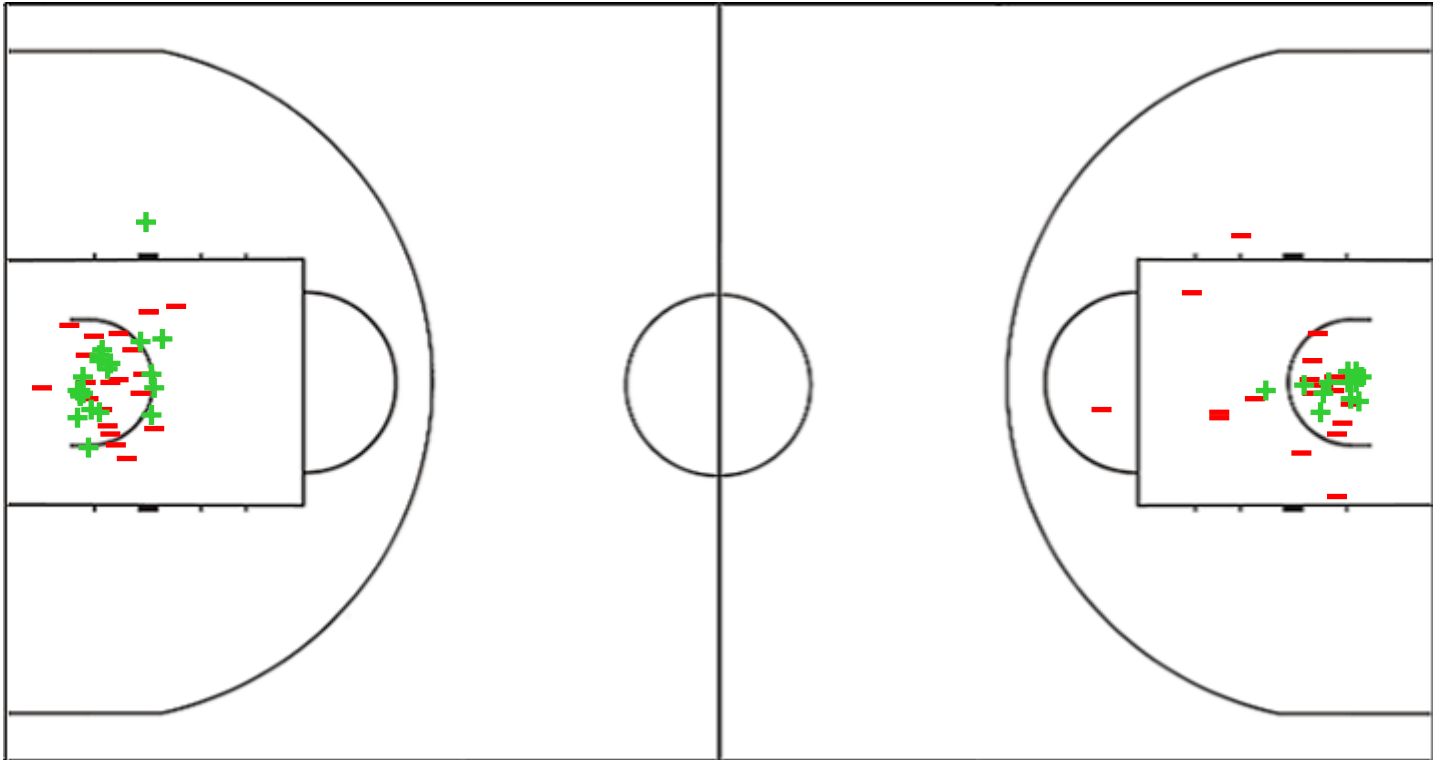
(13-17, 11-18, 11-16, 20-9)

Scoring by 5 min intervals:

	Q1		Q2		Q3		Q4	
<b>ARG</b>	9	13	19	24	26	35	47	55
<b>BRA</b>	10	17	26	35	41	51	54	60

#### ARG - Argentina

#### BRA - Brazil



<b>ARG</b>	M / A	%
Fied Goals	23 / 60	38
2 Points	22 / 43	51
3 Points	1 / 17	6
Free Throws	8 / 18	44

<b>BRA</b>	M / A	%
Fied Goals	19 / 58	33
2 Points	13 / 34	38
3 Points	6 / 24	25
Free Throws	16 / 23	70

## Shot Chart

### ARG 55 vs 60 BRA

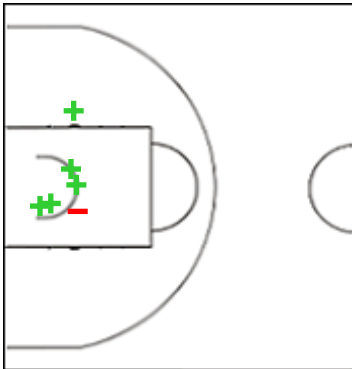
(13-17, 11-18, 11-16, 20-9)

Scoring by 5 min intervals:

	Q1		Q2		Q3		Q4	
<b>ARG</b>	9	13	19	24	26	35	47	55
<b>BRA</b>	10	17	26	35	41	51	54	60

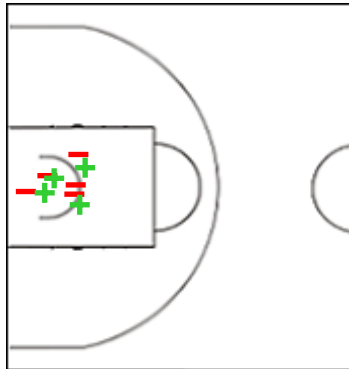
### ARG - Argentina

#### 4 STENTA Nicolas



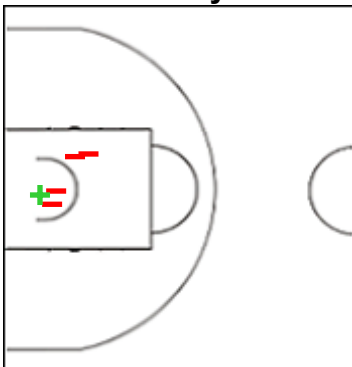
	M / A	%
Fied Goals	6 / 7	86
2 Points	5 / 6	83
3 Points	1 / 1	100
Free Throws	1 / 1	100

#### 5 RODRIGUEZ Bautista



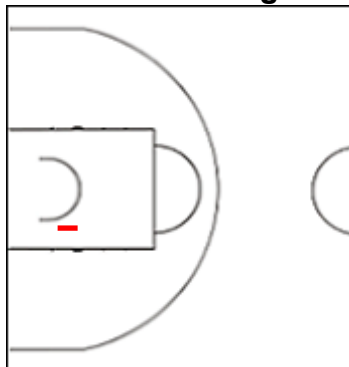
	M / A	%
Fied Goals	4 / 9	44
2 Points	4 / 9	44
3 Points	0 / 0	0
Free Throws	0 / 1	0

#### 6 BORDON Dylan



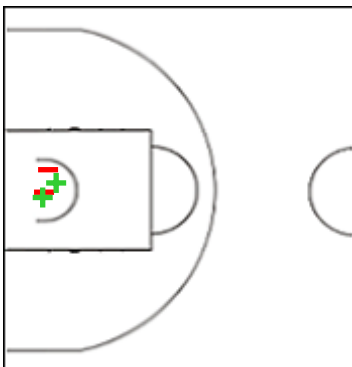
	M / A	%
Fied Goals	1 / 8	13
2 Points	1 / 5	20
3 Points	0 / 3	0
Free Throws	2 / 4	50

#### 7 COLLOMB Diego



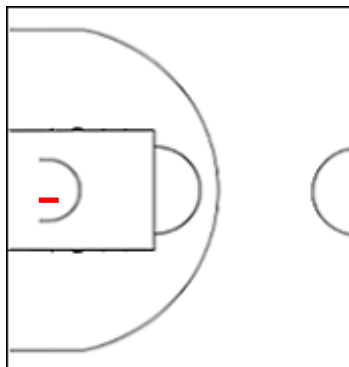
	M / A	%
Fied Goals	0 / 1	0
2 Points	0 / 1	0
3 Points	0 / 0	0
Free Throws	0 / 0	0

#### 8 BOCCA Juan



	M / A	%
Fied Goals	2 / 10	20
2 Points	2 / 4	50
3 Points	0 / 6	0
Free Throws	2 / 3	67

#### 9 LOMELLO Maximo



	M / A	%
Fied Goals	0 / 1	0
2 Points	0 / 1	0
3 Points	0 / 0	0
Free Throws	0 / 2	0

## Shot Chart

### ARG 55 vs 60 BRA

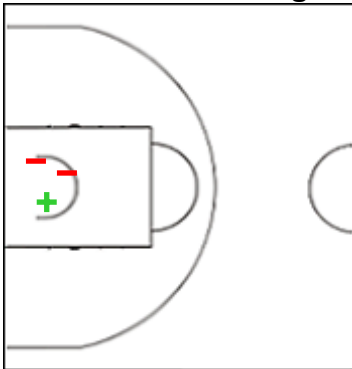
(13-17, 11-18, 11-16, 20-9)

Scoring by 5 min intervals:

	Q1		Q2		Q3		Q4	
<b>ARG</b>	9	13	19	24	26	35	47	55
<b>BRA</b>	10	17	26	35	41	51	54	60

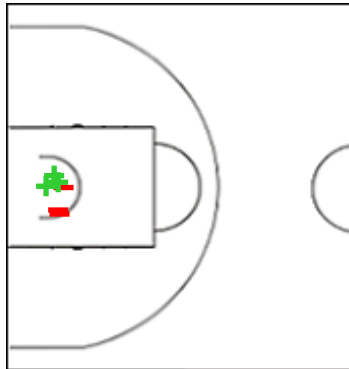
### ARG - Argentina

#### 10 TROUET Santiago



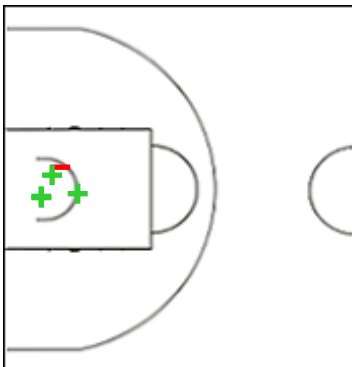
	M / A	%
Fied Goals	1 / 5	20
2 Points	1 / 3	33
3 Points	0 / 2	0
Free Throws	0 / 0	0

#### 11 AALIYA Lee



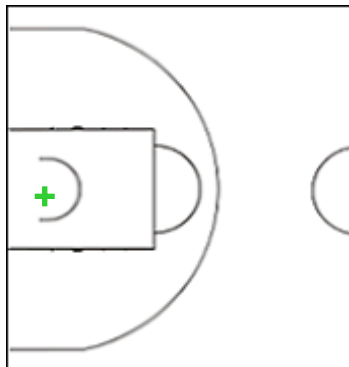
	M / A	%
Fied Goals	3 / 8	38
2 Points	3 / 6	50
3 Points	0 / 2	0
Free Throws	1 / 5	20

#### 12 GIOVANNETTI Lucas



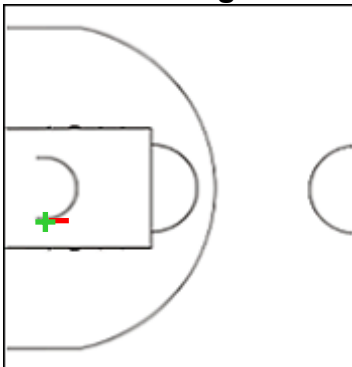
	M / A	%
Fied Goals	4 / 8	50
2 Points	4 / 5	80
3 Points	0 / 3	0
Free Throws	0 / 0	0

#### 14 GIRALT Patricio



	M / A	%
Fied Goals	1 / 1	100
2 Points	1 / 1	100
3 Points	0 / 0	0
Free Throws	0 / 0	0

#### 15 ORTEGA Ignacio



	M / A	%
Fied Goals	1 / 2	50
2 Points	1 / 2	50
3 Points	0 / 0	0
Free Throws	2 / 2	100

## Shot Chart

### ARG 55 vs 60 BRA

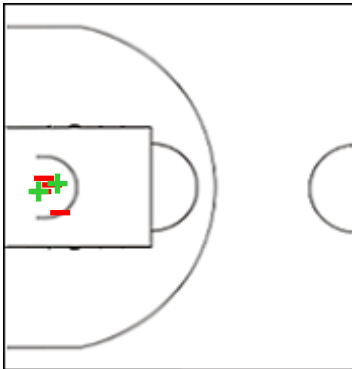
(13-17, 11-18, 11-16, 20-9)

Scoring by 5 min intervals:

	Q1		Q2		Q3		Q4	
<b>ARG</b>	9	13	19	24	26	35	47	55
<b>BRA</b>	10	17	26	35	41	51	54	60

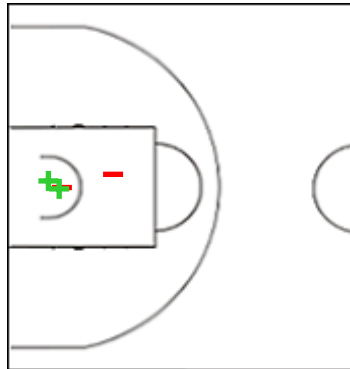
### BRA - Brazil

#### 4 LANDEIRA Gabriel



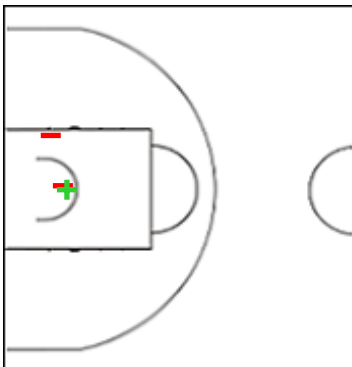
	M / A	%
Fied Goals	3 / 13	23
2 Points	2 / 6	33
3 Points	1 / 7	14
Free Throws	4 / 4	100

#### 6 RODRIGUES CALDERON



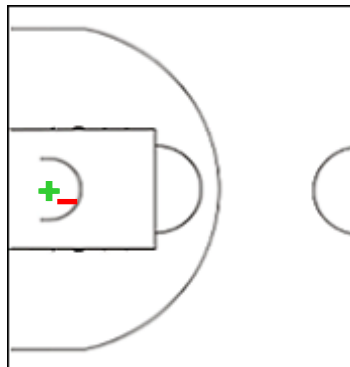
	M / A	%
Fied Goals	2 / 7	29
2 Points	2 / 4	50
3 Points	0 / 3	0
Free Throws	0 / 2	0

#### 7 CALDEIRA OLIVEIRA Gabriel



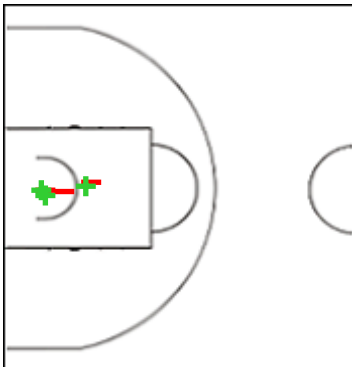
	M / A	%
Fied Goals	1 / 4	25
2 Points	1 / 3	33
3 Points	0 / 1	0
Free Throws	0 / 0	0

#### 8 BERSCH KLAFKE Eduardo



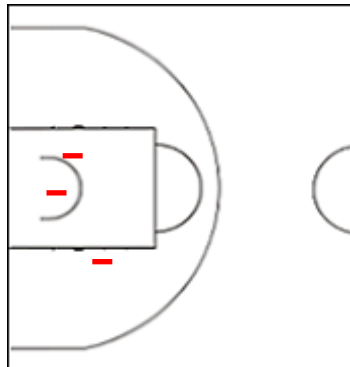
	M / A	%
Fied Goals	4 / 8	50
2 Points	2 / 3	67
3 Points	2 / 5	40
Free Throws	4 / 4	100

#### 9 CAMILO DOS SANTOS



	M / A	%
Fied Goals	4 / 9	44
2 Points	3 / 6	50
3 Points	1 / 3	33
Free Throws	5 / 7	71

#### 10 TESCH Guilherme



	M / A	%
Fied Goals	1 / 6	17
2 Points	0 / 3	0
3 Points	1 / 3	33
Free Throws	1 / 2	50

## Shot Chart

### ARG 55 vs 60 BRA

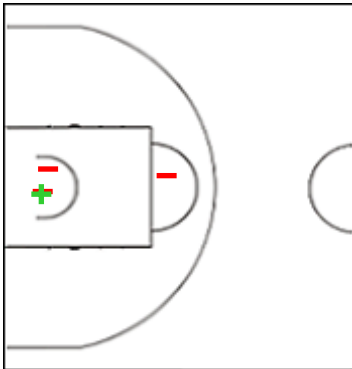
(13-17, 11-18, 11-16, 20-9)

Scoring by 5 min intervals:

	Q1		Q2		Q3		Q4	
<b>ARG</b>	9	13	19	24	26	35	47	55
<b>BRA</b>	10	17	26	35	41	51	54	60

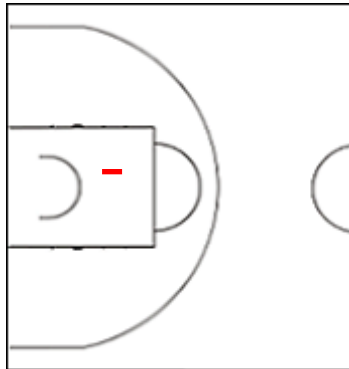
### BRA - Brazil

#### 11 DA SILVA BRANDÃO Vitor



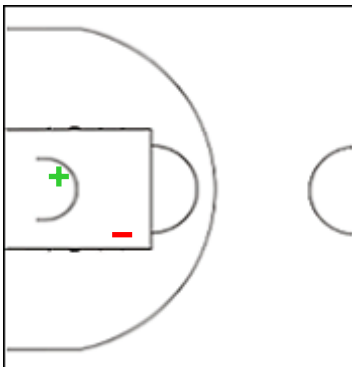
	M / A	%
Fied Goals	1 / 4	25
2 Points	1 / 4	25
3 Points	0 / 0	0
Free Throws	1 / 2	50

#### 12 FARIAS CARDOSO Vitor



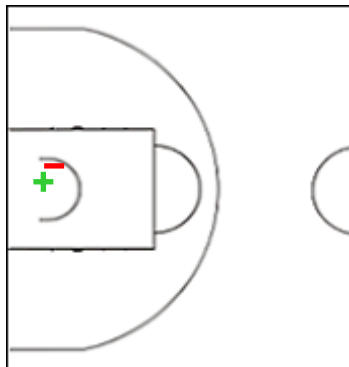
	M / A	%
Fied Goals	0 / 1	0
2 Points	0 / 1	0
3 Points	0 / 0	0
Free Throws	0 / 0	0

#### 13 CARDOSO INACIO Leandro



	M / A	%
Fied Goals	2 / 4	50
2 Points	1 / 2	50
3 Points	1 / 2	50
Free Throws	1 / 2	50

#### 15 CARVALHO Vitor



	M / A	%
Fied Goals	1 / 2	50
2 Points	1 / 2	50
3 Points	0 / 0	0
Free Throws	0 / 0	0

## Shot Chart

### ARG 55 vs 60 BRA

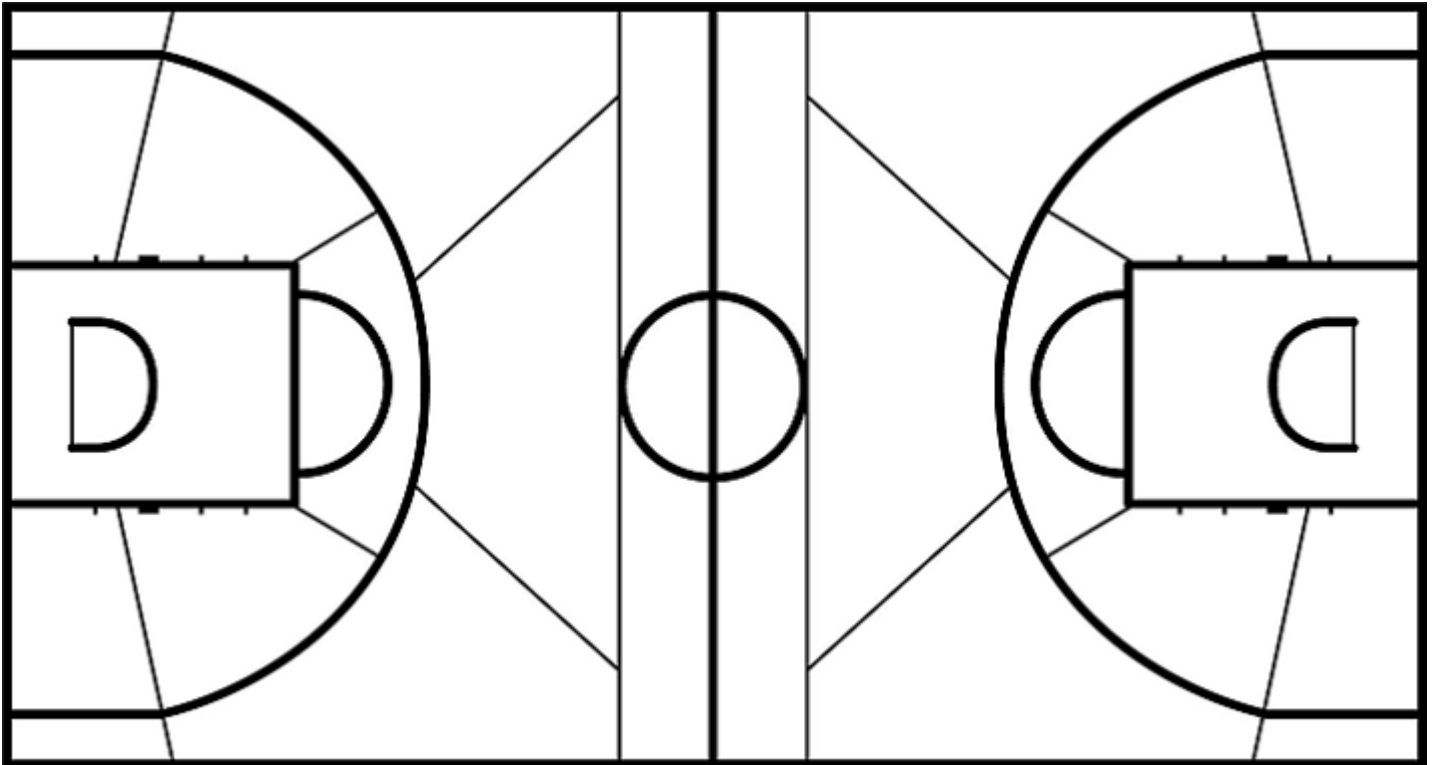
(13-17, 11-18, 11-16, 20-9)

Scoring by 5 min intervals:

	Q1		Q2		Q3		Q4	
<b>ARG</b>	9	13	19	24	26	35	47	55
<b>BRA</b>	10	17	26	35	41	51	54	60

#### ARG - Argentina

#### BRA - Brazil



	M / A	%
<b>Fied Goals</b>	23 / 60	38
<b>2 Points</b>	22 / 43	51
<b>3 Points</b>	1 / 17	6
<b>Free Throws</b>	8 / 18	44

%	M / A	
33	19 / 58	<b>Fied Goals</b>
38	13 / 34	<b>2 Points</b>
25	6 / 24	<b>3 Points</b>
70	16 / 23	<b>Free Throws</b>