

## Shot Chart

### USA 100 vs 55 PUR

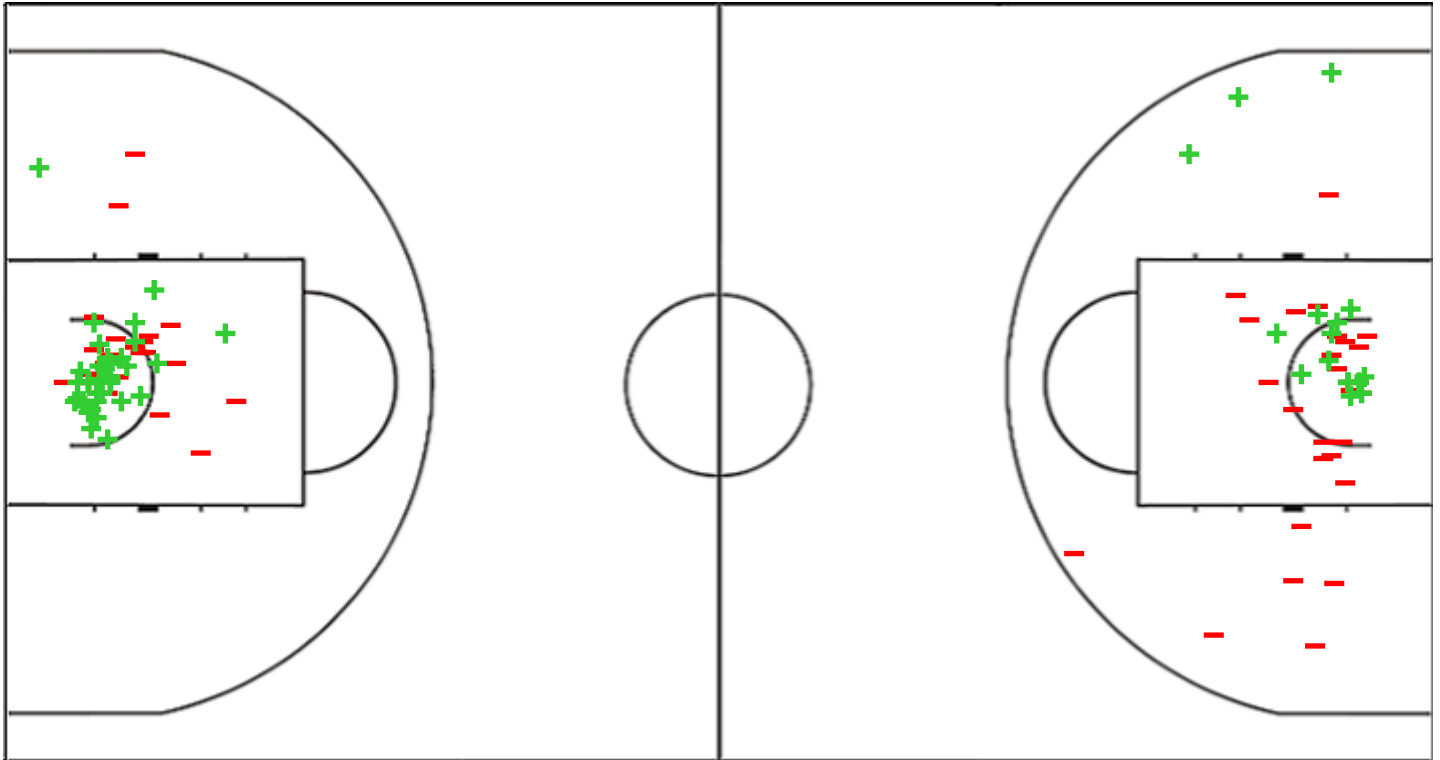
(22-15, 28-14, 24-13, 26-13)

Scoring by 5 min intervals:

	Q1		Q2		Q3		Q4	
<b>USA</b>	12	22	33	50	62	74	87	100
<b>PUR</b>	11	15	21	29	35	42	47	55

USA - USA

PUR - Puerto Rico



USA	M / A	%
Fied Goals	44 / 82	54
2 Points	40 / 66	61
3 Points	4 / 16	25
Free Throws	8 / 20	40

%	M / A	PUR
30	22 / 73	Fied Goals
36	16 / 44	2 Points
21	6 / 29	3 Points
56	5 / 9	Free Throws

## Shot Chart

### USA 100 vs 55 PUR

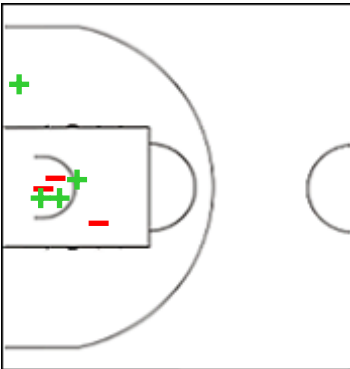
(22-15, 28-14, 24-13, 26-13)

Scoring by 5 min intervals:

	Q1		Q2		Q3		Q4	
<b>USA</b>	12	22	33	50	62	74	87	100
<b>PUR</b>	11	15	21	29	35	42	47	55

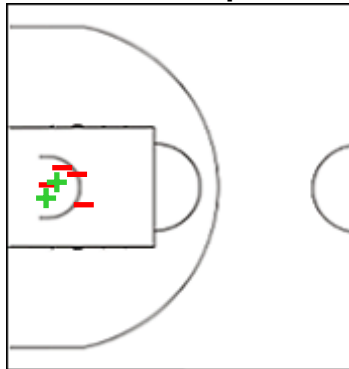
### USA - USA

#### 4 TRIMBLE Seth



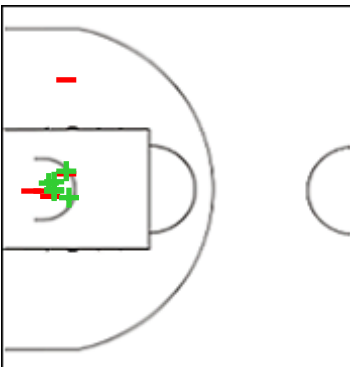
	M / A	%
Fied Goals	4 / 8	50
2 Points	4 / 7	57
3 Points	0 / 1	0
Free Throws	2 / 5	40

#### 5 CASTLE Stephon



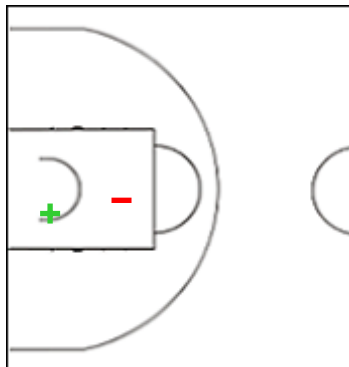
	M / A	%
Fied Goals	2 / 9	22
2 Points	2 / 6	33
3 Points	0 / 3	0
Free Throws	3 / 6	50

#### 6 DAILEY JR Eric



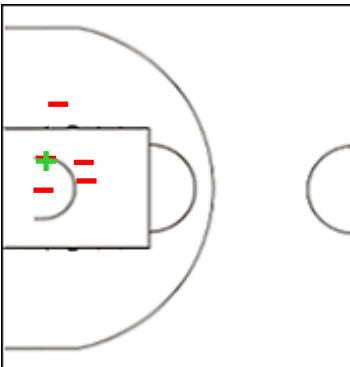
	M / A	%
Fied Goals	7 / 13	54
2 Points	6 / 11	55
3 Points	1 / 2	50
Free Throws	1 / 2	50

#### 7 MCCAIN Jared



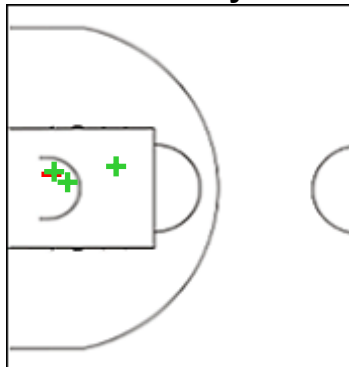
	M / A	%
Fied Goals	2 / 5	40
2 Points	1 / 2	50
3 Points	1 / 3	33
Free Throws	1 / 2	50

#### 8 ARMSTRONG Mark



	M / A	%
Fied Goals	1 / 9	11
2 Points	1 / 6	17
3 Points	0 / 3	0
Free Throws	0 / 0	0

#### 9 RODGERS Ty



	M / A	%
Fied Goals	3 / 4	75
2 Points	3 / 4	75
3 Points	0 / 0	0
Free Throws	0 / 0	0

## Shot Chart

### USA 100 vs 55 PUR

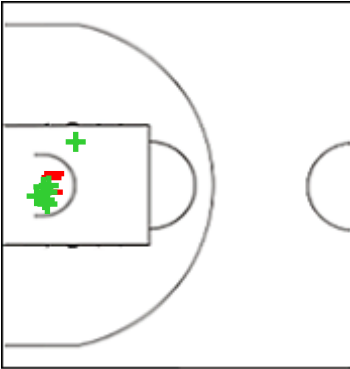
(22-15, 28-14, 24-13, 26-13)

Scoring by 5 min intervals:

	Q1		Q2		Q3		Q4	
<b>USA</b>	12	22	33	50	62	74	87	100
<b>PUR</b>	11	15	21	29	35	42	47	55

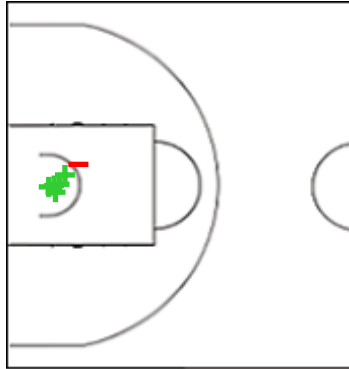
### USA - USA

#### 11 WARE Kel'eI



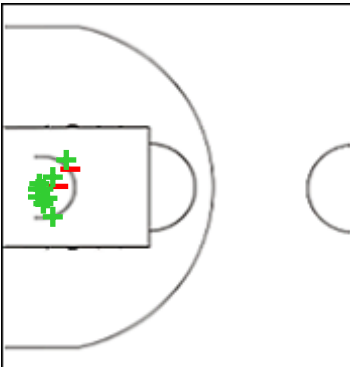
	M / A	%
<b>Fied Goals</b>	7 / 10	70
<b>2 Points</b>	7 / 10	70
<b>3 Points</b>	0 / 0	0
<b>Free Throws</b>	1 / 2	50

#### 12 BLACK Anthony



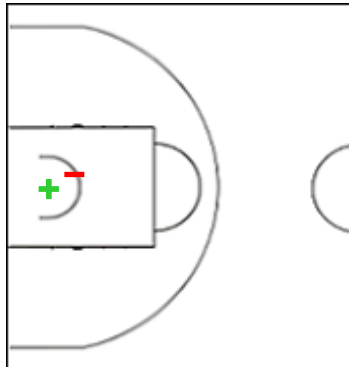
	M / A	%
<b>Fied Goals</b>	5 / 7	71
<b>2 Points</b>	5 / 6	83
<b>3 Points</b>	0 / 1	0
<b>Free Throws</b>	0 / 2	0

#### 13 WHITMORE Cam



	M / A	%
<b>Fied Goals</b>	11 / 13	85
<b>2 Points</b>	9 / 11	82
<b>3 Points</b>	2 / 2	100
<b>Free Throws</b>	0 / 1	0

#### 14 GARRISON Brandon



	M / A	%
<b>Fied Goals</b>	2 / 3	67
<b>2 Points</b>	2 / 3	67
<b>3 Points</b>	0 / 0	0
<b>Free Throws</b>	0 / 0	0

## Shot Chart

### USA 100 vs 55 PUR

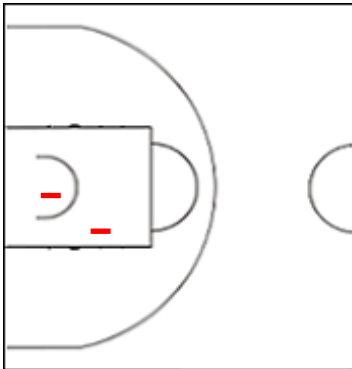
(22-15, 28-14, 24-13, 26-13)

Scoring by 5 min intervals:

	Q1		Q2		Q3		Q4	
<b>USA</b>	12	22	33	50	62	74	87	100
<b>PUR</b>	11	15	21	29	35	42	47	55

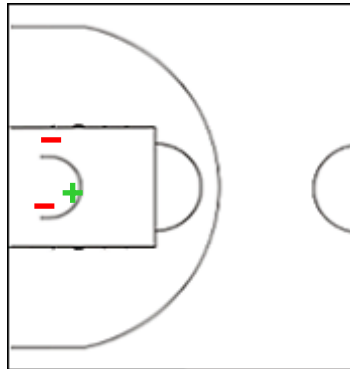
### PUR - Puerto Rico

#### 0 DELGADO Carlos



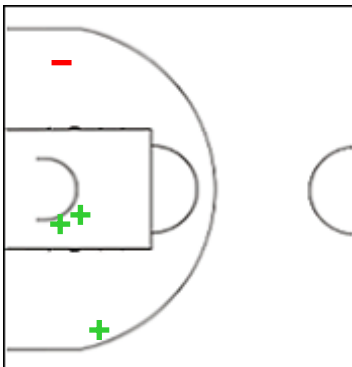
	M / A	%
Fied Goals	0 / 3	0
2 Points	0 / 2	0
3 Points	0 / 1	0
Free Throws	2 / 3	67

#### 1 RODRIGUEZ JR Ruben



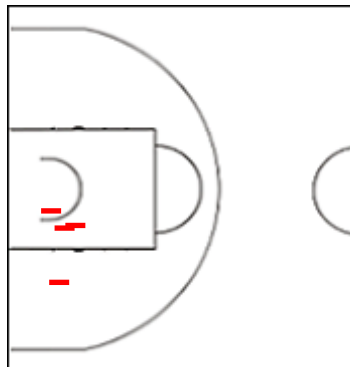
	M / A	%
Fied Goals	2 / 7	29
2 Points	1 / 3	33
3 Points	1 / 4	25
Free Throws	0 / 0	0

#### 2 SANCHEZ Omar



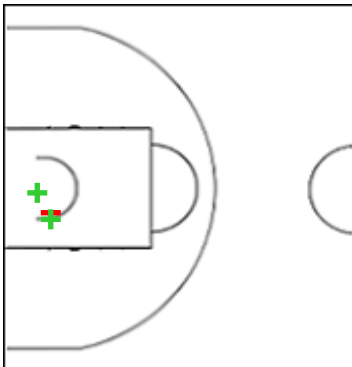
	M / A	%
Fied Goals	3 / 6	50
2 Points	3 / 4	75
3 Points	0 / 2	0
Free Throws	0 / 0	0

#### 3 RIVERA Yaniel



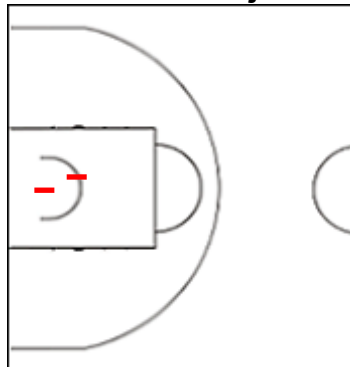
	M / A	%
Fied Goals	1 / 6	17
2 Points	0 / 4	0
3 Points	1 / 2	50
Free Throws	0 / 0	0

#### 10 PLACER Eduardo



	M / A	%
Fied Goals	2 / 4	50
2 Points	2 / 3	67
3 Points	0 / 1	0
Free Throws	2 / 2	100

#### 11 SANTOS Alejandro



	M / A	%
Fied Goals	0 / 3	0
2 Points	0 / 2	0
3 Points	0 / 1	0
Free Throws	0 / 0	0

## Shot Chart

### USA 100 vs 55 PUR

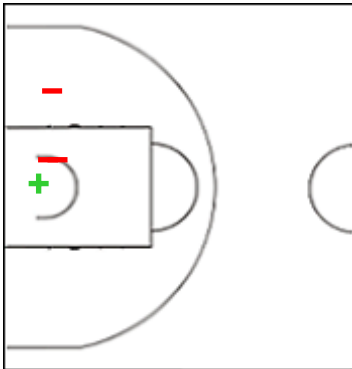
(22-15, 28-14, 24-13, 26-13)

Scoring by 5 min intervals:

	Q1		Q2		Q3		Q4	
<b>USA</b>	12	22	33	50	62	74	87	100
<b>PUR</b>	11	15	21	29	35	42	47	55

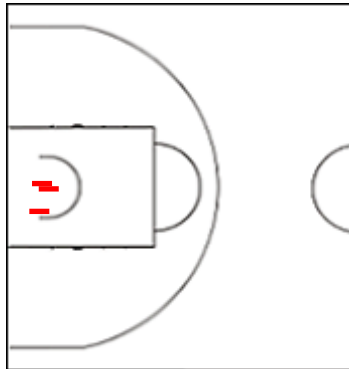
### PUR - Puerto Rico

#### 12 GONZALEZ Davian



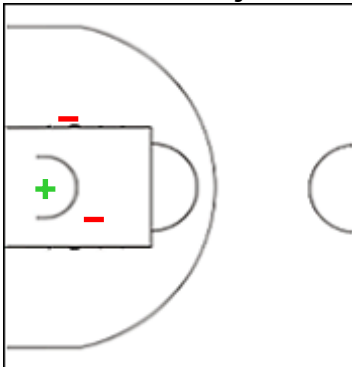
	M / A	%
Fied Goals	1 / 5	20
2 Points	1 / 4	25
3 Points	0 / 1	0
Free Throws	0 / 0	0

#### 13 CUEVAS Eiram



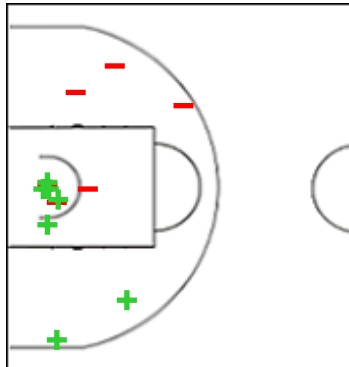
	M / A	%
Fied Goals	3 / 9	33
2 Points	0 / 3	0
3 Points	3 / 6	50
Free Throws	0 / 0	0

#### 15 AVILES Alejandro



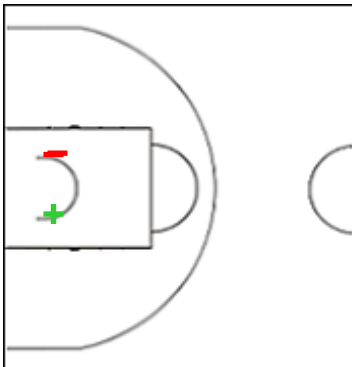
	M / A	%
Fied Goals	1 / 3	33
2 Points	1 / 3	33
3 Points	0 / 0	0
Free Throws	0 / 0	0

#### 20 ORTIZ Edir



	M / A	%
Fied Goals	8 / 16	50
2 Points	7 / 13	54
3 Points	1 / 3	33
Free Throws	0 / 0	0

#### 21 PEGUERO Geancarlo



	M / A	%
Fied Goals	1 / 5	20
2 Points	1 / 3	33
3 Points	0 / 2	0
Free Throws	1 / 4	25

## Shot Chart

### USA 100 vs 55 PUR

(22-15, 28-14, 24-13, 26-13)

Scoring by 5 min intervals:

	Q1		Q2		Q3		Q4	
<b>USA</b>	12	22	33	50	62	74	87	100
<b>PUR</b>	11	15	21	29	35	42	47	55

USA - USA

PUR - Puerto Rico



	M / A	%
<b>Fied Goals</b>	44 / 82	54
<b>2 Points</b>	40 / 66	61
<b>3 Points</b>	4 / 16	25
<b>Free Throws</b>	8 / 20	40

%	M / A	
30	22 / 73	<b>Fied Goals</b>
36	16 / 44	<b>2 Points</b>
21	6 / 29	<b>3 Points</b>
56	5 / 9	<b>Free Throws</b>