

Shot Chart

BRA 60 vs 102 USA

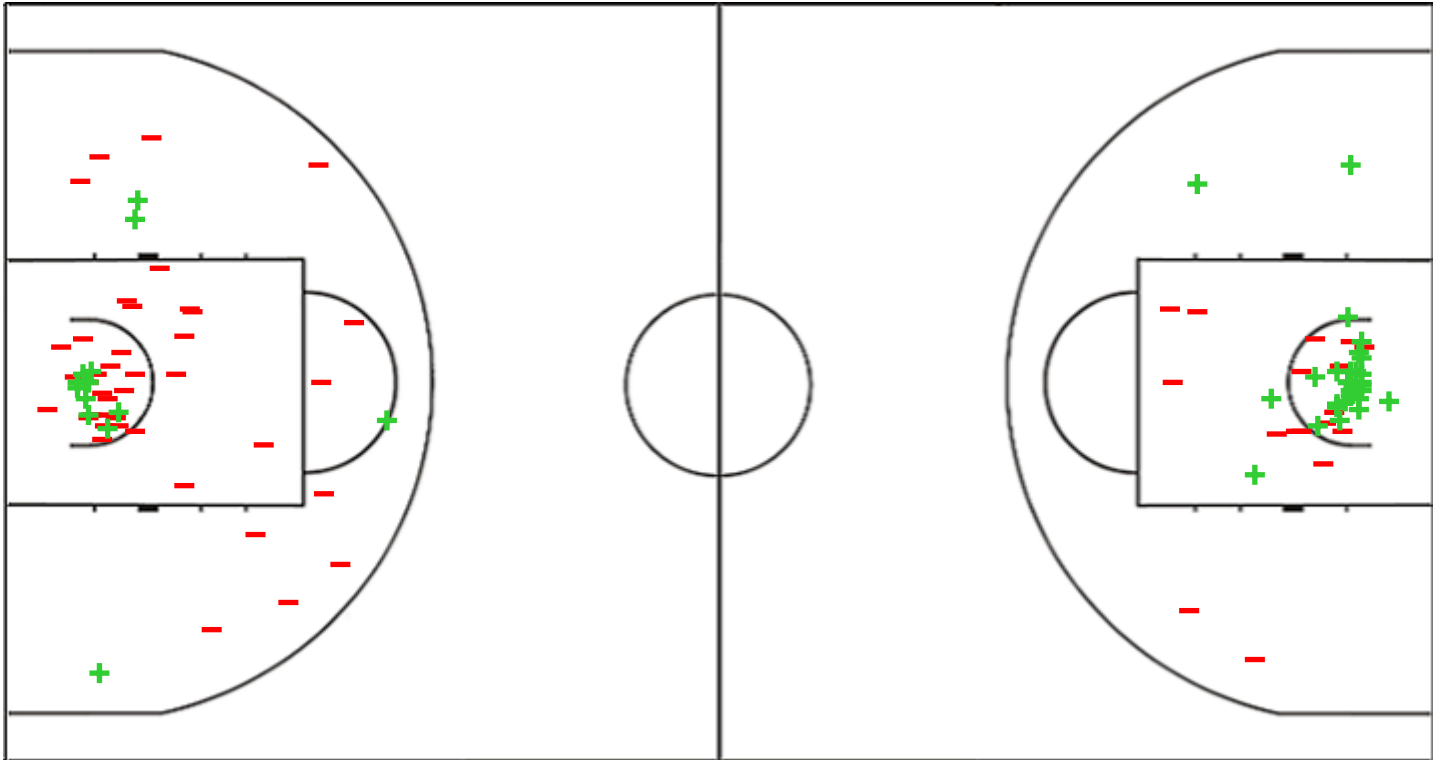
(9-28, 13-29, 17-27, 21-18)

Scoring by 5 min intervals:

| | Q1 | | Q2 | | Q3 | | Q4 | |
|------------|----|----|----|----|----|----|----|-----|
| BRA | 3 | 9 | 12 | 22 | 35 | 39 | 47 | 60 |
| USA | 13 | 28 | 42 | 57 | 67 | 84 | 93 | 102 |

BRA - Brazil

USA - USA



| BRA | M / A | % |
|-------------|---------|----|
| Fied Goals | 22 / 80 | 28 |
| 2 Points | 15 / 56 | 27 |
| 3 Points | 7 / 24 | 29 |
| Free Throws | 9 / 13 | 69 |

| % | M / A | USA |
|----|---------|-------------|
| 54 | 42 / 78 | Fied Goals |
| 65 | 33 / 51 | 2 Points |
| 33 | 9 / 27 | 3 Points |
| 69 | 9 / 13 | Free Throws |

Shot Chart

BRA 60 vs 102 USA

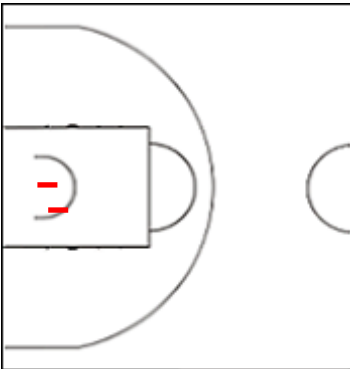
(9-28, 13-29, 17-27, 21-18)

Scoring by 5 min intervals:

| | Q1 | | Q2 | | Q3 | | Q4 | |
|------------|----|----|----|----|----|----|----|-----|
| BRA | 3 | 9 | 12 | 22 | 35 | 39 | 47 | 60 |
| USA | 13 | 28 | 42 | 57 | 67 | 84 | 93 | 102 |

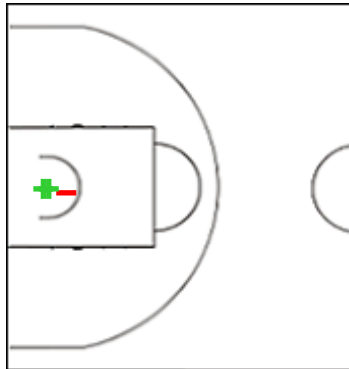
BRA - Brazil

4 LANDEIRA Gabriel



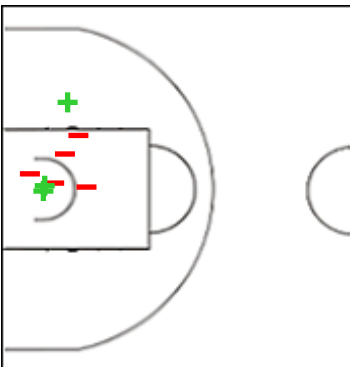
| | M / A | % |
|-------------|-------|----|
| Fied Goals | 1 / 5 | 20 |
| 2 Points | 0 / 2 | 0 |
| 3 Points | 1 / 3 | 33 |
| Free Throws | 0 / 0 | 0 |

5 NICOLIELLO NETO Silvio



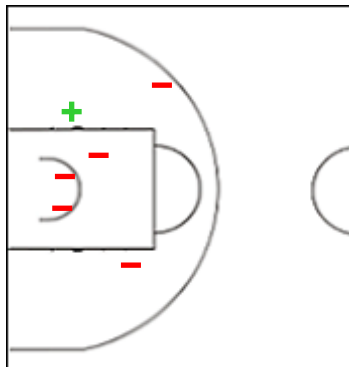
| | M / A | % |
|-------------|-------|----|
| Fied Goals | 2 / 3 | 67 |
| 2 Points | 2 / 3 | 67 |
| 3 Points | 0 / 0 | 0 |
| Free Throws | 0 / 0 | 0 |

6 RODRIGUES CALDERON



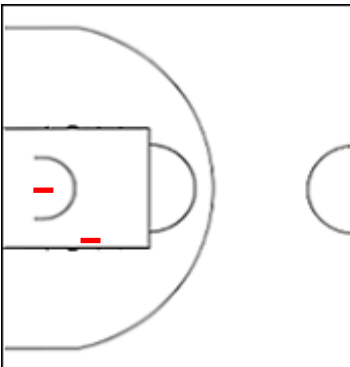
| | M / A | % |
|-------------|--------|----|
| Fied Goals | 3 / 10 | 30 |
| 2 Points | 3 / 8 | 38 |
| 3 Points | 0 / 2 | 0 |
| Free Throws | 3 / 6 | 50 |

7 CALDEIRA OLIVEIRA Gabriel



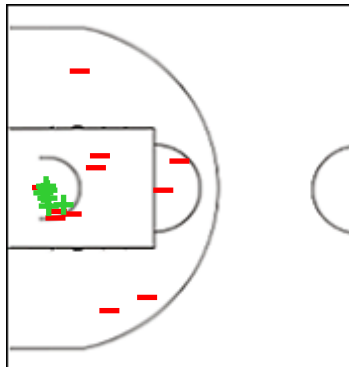
| | M / A | % |
|-------------|-------|-----|
| Fied Goals | 2 / 8 | 25 |
| 2 Points | 1 / 6 | 17 |
| 3 Points | 1 / 2 | 50 |
| Free Throws | 2 / 2 | 100 |

8 BERSCH KLAFKE Eduardo



| | M / A | % |
|-------------|-------|----|
| Fied Goals | 3 / 8 | 38 |
| 2 Points | 0 / 2 | 0 |
| 3 Points | 3 / 6 | 50 |
| Free Throws | 1 / 2 | 50 |

9 CAMILO DOS SANTOS



| | M / A | % |
|-------------|--------|-----|
| Fied Goals | 6 / 22 | 27 |
| 2 Points | 6 / 17 | 35 |
| 3 Points | 0 / 5 | 0 |
| Free Throws | 3 / 3 | 100 |

Shot Chart

BRA 60 vs 102 USA

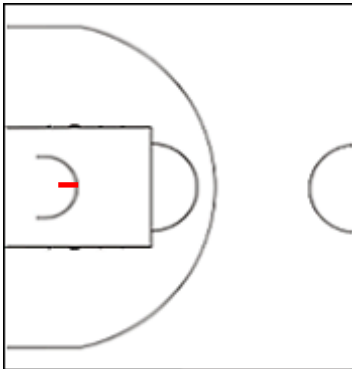
(9-28, 13-29, 17-27, 21-18)

Scoring by 5 min intervals:

| | Q1 | | Q2 | | Q3 | | Q4 | |
|------------|----|----|----|----|----|----|----|-----|
| BRA | 3 | 9 | 12 | 22 | 35 | 39 | 47 | 60 |
| USA | 13 | 28 | 42 | 57 | 67 | 84 | 93 | 102 |

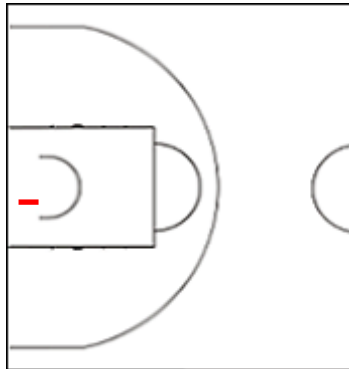
BRA - Brazil

10 TESCH Guilherme



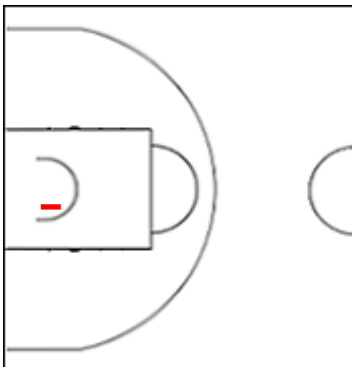
| | M / A | % |
|-------------|-------|----|
| Fied Goals | 1 / 5 | 20 |
| 2 Points | 0 / 1 | 0 |
| 3 Points | 1 / 4 | 25 |
| Free Throws | 0 / 0 | 0 |

11 DA SILVA BRANDÃO Vitor



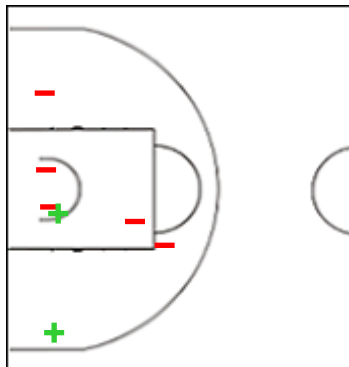
| | M / A | % |
|-------------|-------|---|
| Fied Goals | 0 / 2 | 0 |
| 2 Points | 0 / 1 | 0 |
| 3 Points | 0 / 1 | 0 |
| Free Throws | 0 / 0 | 0 |

12 FARIAS CARDOSO Vítor



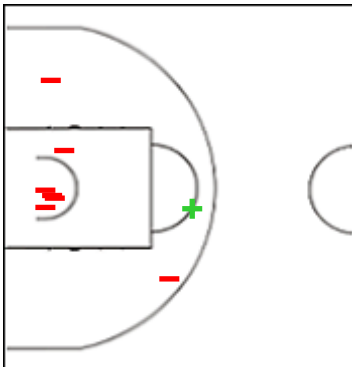
| | M / A | % |
|-------------|-------|---|
| Fied Goals | 0 / 1 | 0 |
| 2 Points | 0 / 1 | 0 |
| 3 Points | 0 / 0 | 0 |
| Free Throws | 0 / 0 | 0 |

14 VIEIRA LOPEZ ATAURI



| | M / A | % |
|-------------|-------|----|
| Fied Goals | 2 / 7 | 29 |
| 2 Points | 2 / 7 | 29 |
| 3 Points | 0 / 0 | 0 |
| Free Throws | 0 / 0 | 0 |

15 CARVALHO Vitor



| | M / A | % |
|-------------|-------|-----|
| Fied Goals | 2 / 9 | 22 |
| 2 Points | 1 / 8 | 13 |
| 3 Points | 1 / 1 | 100 |
| Free Throws | 0 / 0 | 0 |

Shot Chart

BRA 60 vs 102 USA

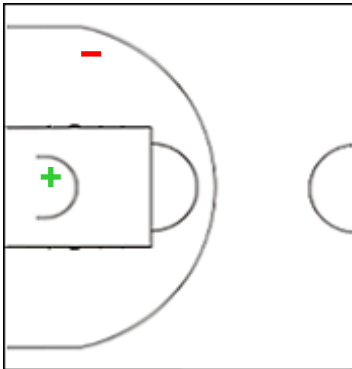
(9-28, 13-29, 17-27, 21-18)

Scoring by 5 min intervals:

| | Q1 | | Q2 | | Q3 | | Q4 | |
|------------|----|----|----|----|----|----|----|-----|
| BRA | 3 | 9 | 12 | 22 | 35 | 39 | 47 | 60 |
| USA | 13 | 28 | 42 | 57 | 67 | 84 | 93 | 102 |

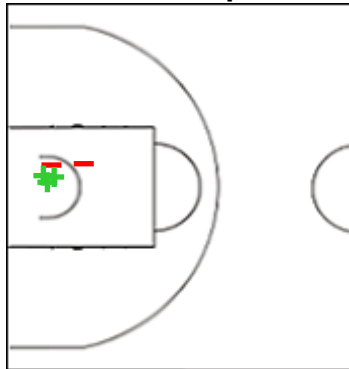
USA - USA

4 TRIMBLE Seth



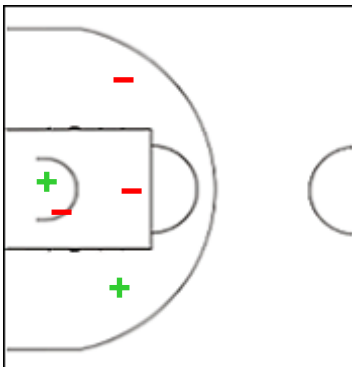
| | M / A | % |
|-------------|-------|-----|
| Fied Goals | 2 / 4 | 50 |
| 2 Points | 1 / 2 | 50 |
| 3 Points | 1 / 2 | 50 |
| Free Throws | 1 / 1 | 100 |

5 CASTLE Stephon



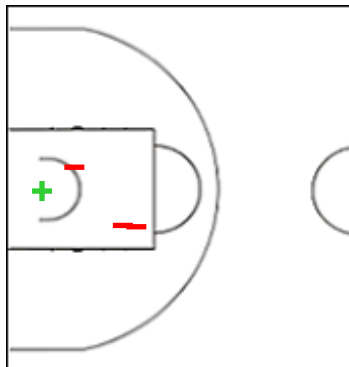
| | M / A | % |
|-------------|-------|----|
| Fied Goals | 3 / 6 | 50 |
| 2 Points | 3 / 5 | 60 |
| 3 Points | 0 / 1 | 0 |
| Free Throws | 1 / 2 | 50 |

6 DAILEY JR Eric



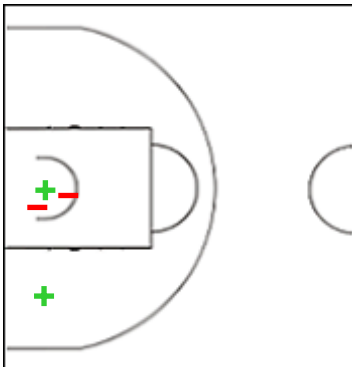
| | M / A | % |
|-------------|-------|----|
| Fied Goals | 3 / 7 | 43 |
| 2 Points | 2 / 5 | 40 |
| 3 Points | 1 / 2 | 50 |
| Free Throws | 2 / 3 | 67 |

7 MCCAIN Jared



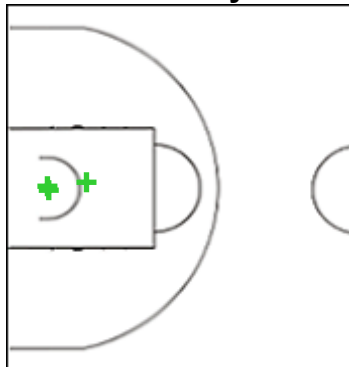
| | M / A | % |
|-------------|-------|----|
| Fied Goals | 2 / 9 | 22 |
| 2 Points | 1 / 4 | 25 |
| 3 Points | 1 / 5 | 20 |
| Free Throws | 0 / 0 | 0 |

8 ARMSTRONG Mark



| | M / A | % |
|-------------|-------|-----|
| Fied Goals | 3 / 8 | 38 |
| 2 Points | 2 / 4 | 50 |
| 3 Points | 1 / 4 | 25 |
| Free Throws | 2 / 2 | 100 |

9 RODGERS Ty



| | M / A | % |
|-------------|-------|-----|
| Fied Goals | 3 / 3 | 100 |
| 2 Points | 3 / 3 | 100 |
| 3 Points | 0 / 0 | 0 |
| Free Throws | 0 / 0 | 0 |

Shot Chart

BRA 60 vs 102 USA

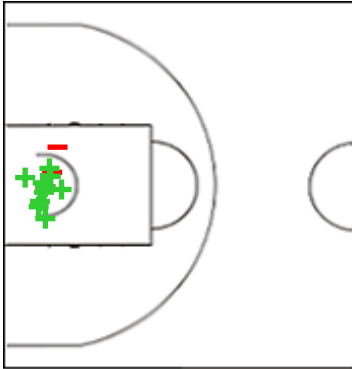
(9-28, 13-29, 17-27, 21-18)

Scoring by 5 min intervals:

| | Q1 | | Q2 | | Q3 | | Q4 | |
|------------|----|----|----|----|----|----|----|-----|
| BRA | 3 | 9 | 12 | 22 | 35 | 39 | 47 | 60 |
| USA | 13 | 28 | 42 | 57 | 67 | 84 | 93 | 102 |

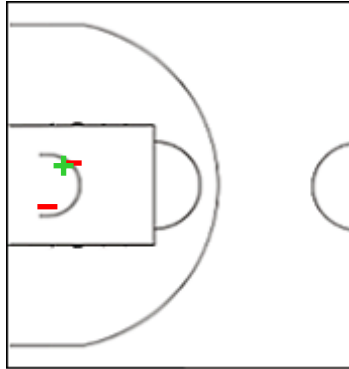
USA - USA

11 WARE Kel'eI



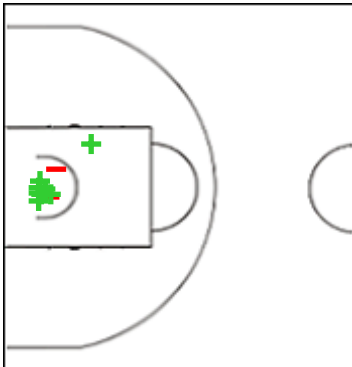
| | M / A | % |
|--------------------|---------|-----|
| Fied Goals | 10 / 14 | 71 |
| 2 Points | 10 / 13 | 77 |
| 3 Points | 0 / 1 | 0 |
| Free Throws | 1 / 1 | 100 |

12 BLACK Anthony



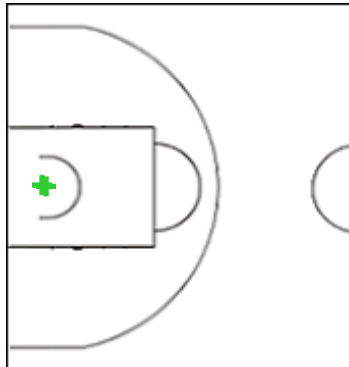
| | M / A | % |
|--------------------|-------|----|
| Fied Goals | 1 / 4 | 25 |
| 2 Points | 1 / 3 | 33 |
| 3 Points | 0 / 1 | 0 |
| Free Throws | 0 / 0 | 0 |

13 WHITMORE Cam



| | M / A | % |
|--------------------|---------|----|
| Fied Goals | 12 / 18 | 67 |
| 2 Points | 8 / 10 | 80 |
| 3 Points | 4 / 8 | 50 |
| Free Throws | 2 / 4 | 50 |

14 GARRISON Brandon



| | M / A | % |
|--------------------|-------|-----|
| Fied Goals | 2 / 2 | 100 |
| 2 Points | 2 / 2 | 100 |
| 3 Points | 0 / 0 | 0 |
| Free Throws | 0 / 0 | 0 |

Shot Chart

BRA 60 vs 102 USA

(9-28, 13-29, 17-27, 21-18)

Scoring by 5 min intervals:

| | Q1 | | Q2 | | Q3 | | Q4 | |
|------------|----|----|----|----|----|----|----|-----|
| BRA | 3 | 9 | 12 | 22 | 35 | 39 | 47 | 60 |
| USA | 13 | 28 | 42 | 57 | 67 | 84 | 93 | 102 |

BRA - Brazil

USA - USA



| | M / A | % |
|--------------------|---------|----|
| Fied Goals | 22 / 80 | 28 |
| 2 Points | 15 / 56 | 27 |
| 3 Points | 7 / 24 | 29 |
| Free Throws | 9 / 13 | 69 |

| % | M / A | |
|----|---------|--------------------|
| 54 | 42 / 78 | Fied Goals |
| 65 | 33 / 51 | 2 Points |
| 33 | 9 / 27 | 3 Points |
| 69 | 9 / 13 | Free Throws |