

## Shot Chart

### TPE 60 vs 76 JPN

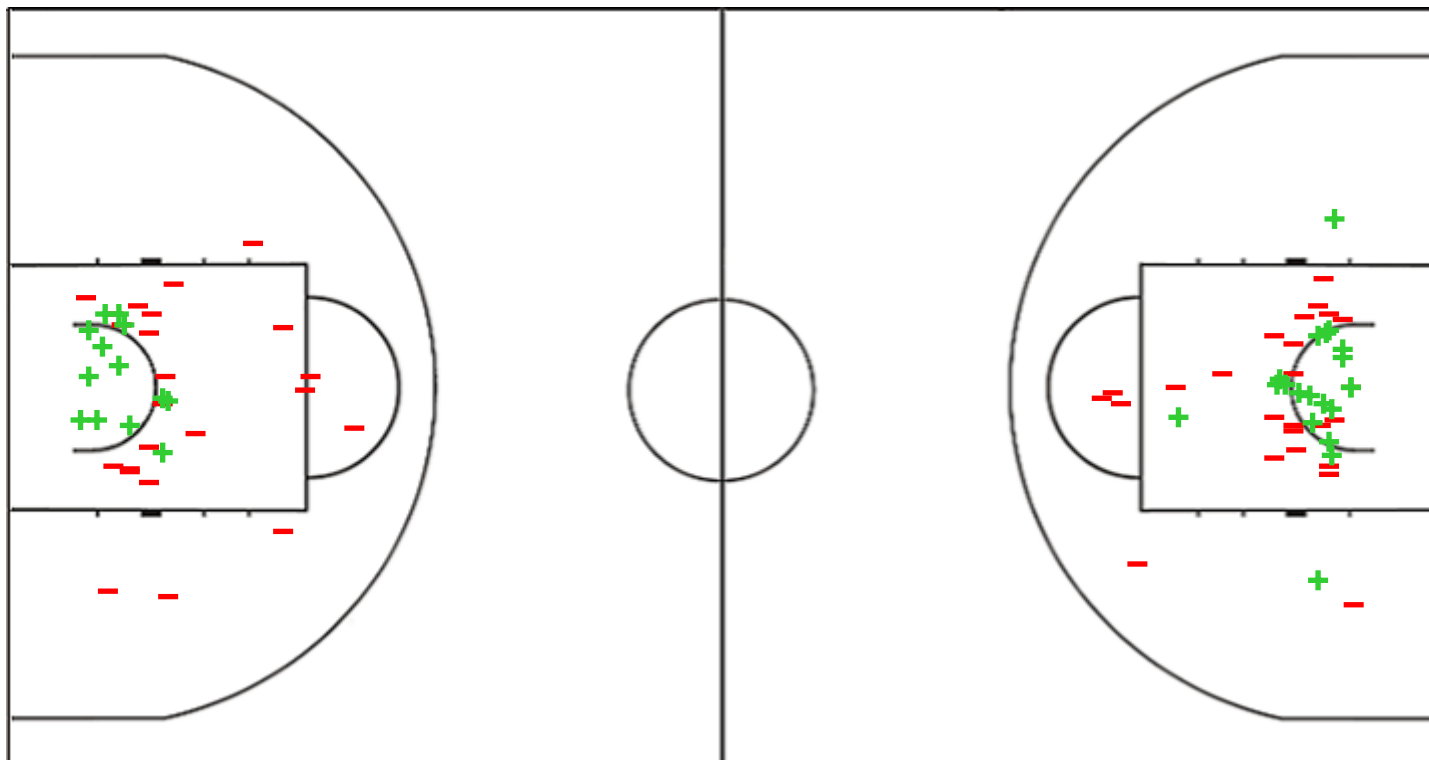
(12-17, 17-25, 15-21, 16-13)

Scoring by 5 min intervals:

	Q1		Q2		Q3		Q4	
<b>TPE</b>	9	12	21	29	39	44	49	60
<b>JPN</b>	9	17	28	42	48	63	71	76

TPE - Chinese Taipei

JPN - Japan



TPE	M / A	%
Fied Goals	19 / 58	33
2 Points	13 / 36	36
3 Points	6 / 22	27
Free Throws	16 / 24	67

%	M / A	JPN
38	27 / 71	Fied Goals
44	20 / 45	2 Points
27	7 / 26	3 Points
75	15 / 20	Free Throws

## Shot Chart

### TPE 60 vs 76 JPN

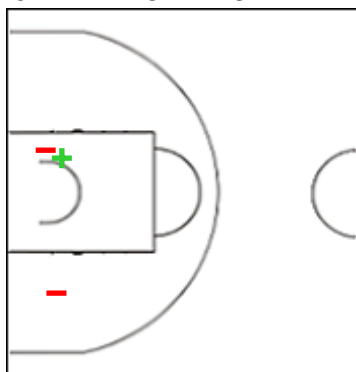
(12-17, 17-25, 15-21, 16-13)

Scoring by 5 min intervals:

	Q1		Q2		Q3		Q4	
TPE	9	12	21	29	39	44	49	60
JPN	9	17	28	42	48	63	71	76

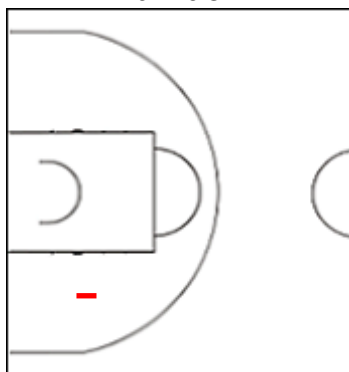
### TPE - Chinese Taipei

#### 0 YEH Wei Chieh



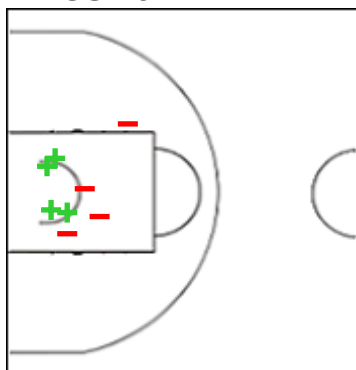
	M / A	%
Fied Goals	1 / 6	17
2 Points	1 / 3	33
3 Points	0 / 3	0
Free Throws	2 / 2	100

#### 1 LIN Tzu Hao



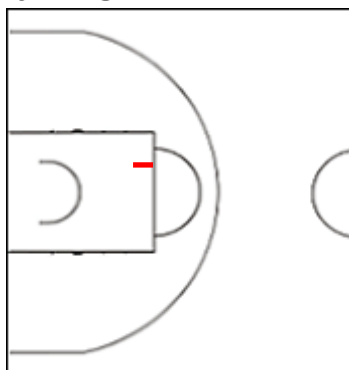
	M / A	%
Fied Goals	0 / 1	0
2 Points	0 / 1	0
3 Points	0 / 0	0
Free Throws	0 / 0	0

#### 2 HSU Te Chi



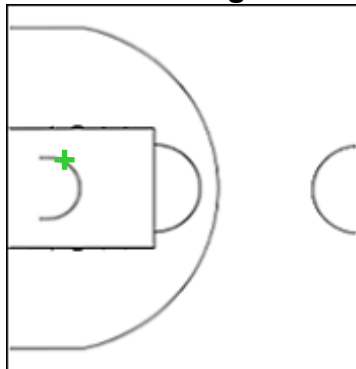
	M / A	%
Fied Goals	4 / 10	40
2 Points	4 / 8	50
3 Points	0 / 2	0
Free Throws	5 / 7	71

#### 6 CHIU Yi An



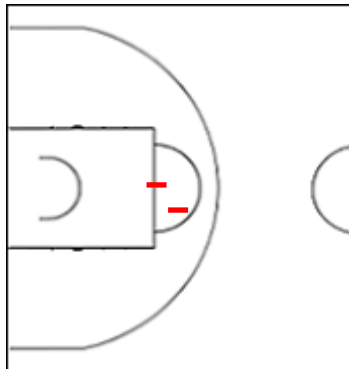
	M / A	%
Fied Goals	1 / 2	50
2 Points	0 / 1	0
3 Points	1 / 1	100
Free Throws	0 / 0	0

#### 8 CHENG Ming Hsueh



	M / A	%
Fied Goals	1 / 1	100
2 Points	1 / 1	100
3 Points	0 / 0	0
Free Throws	0 / 0	0

#### 9 CHEN Hsuan



	M / A	%
Fied Goals	2 / 7	29
2 Points	0 / 2	0
3 Points	2 / 5	40
Free Throws	1 / 2	50

## Shot Chart

### TPE 60 vs 76 JPN

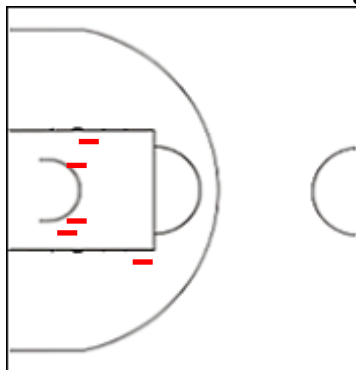
(12-17, 17-25, 15-21, 16-13)

Scoring by 5 min intervals:

	Q1		Q2		Q3		Q4	
<b>TPE</b>	9	12	21	29	39	44	49	60
<b>JPN</b>	9	17	28	42	48	63	71	76

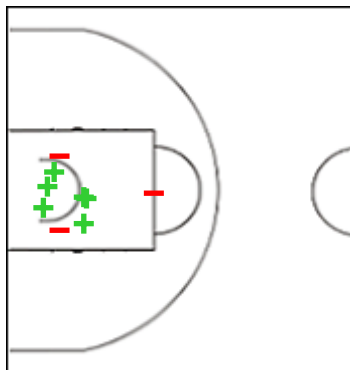
### TPE - Chinese Taipei

#### 10 CHANG Chun Sheng



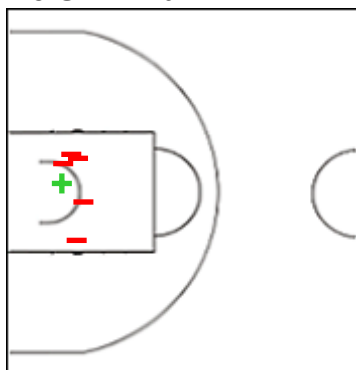
	M / A	%
<b>Fied Goals</b>	3 / 12	25
<b>2 Points</b>	0 / 5	0
<b>3 Points</b>	3 / 7	43
<b>Free Throws</b>	2 / 4	50

#### 11 KUO Chun Yen



	M / A	%
<b>Fied Goals</b>	6 / 9	67
<b>2 Points</b>	6 / 9	67
<b>3 Points</b>	0 / 0	0
<b>Free Throws</b>	5 / 6	83

#### 15 SHIH Lu Chi



	M / A	%
<b>Fied Goals</b>	1 / 6	17
<b>2 Points</b>	1 / 6	17
<b>3 Points</b>	0 / 0	0
<b>Free Throws</b>	1 / 3	33

## Shot Chart

### TPE 60 vs 76 JPN

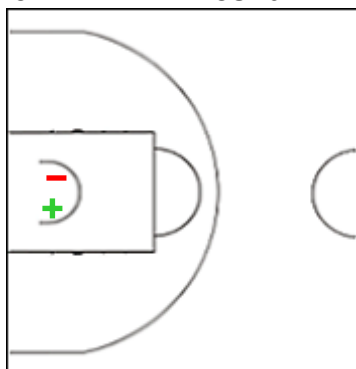
(12-17, 17-25, 15-21, 16-13)

Scoring by 5 min intervals:

	Q1		Q2		Q3		Q4	
TPE	9	12	21	29	39	44	49	60
JPN	9	17	28	42	48	63	71	76

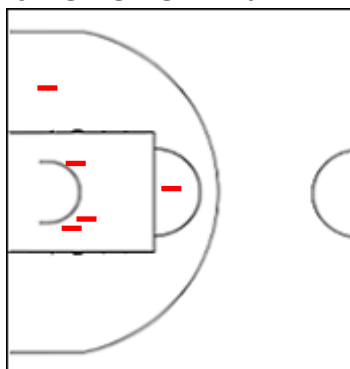
### JPN - Japan

#### 5 MCNEILL Keshawn



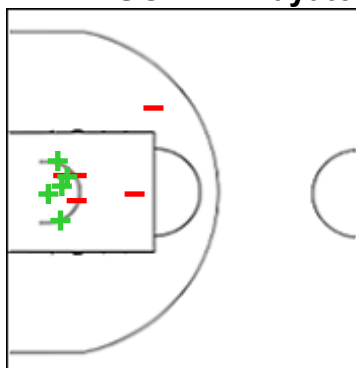
	M / A	%
Fied Goals	1 / 3	33
2 Points	1 / 2	50
3 Points	0 / 1	0
Free Throws	0 / 0	0

#### 6 TODOROKI Rui



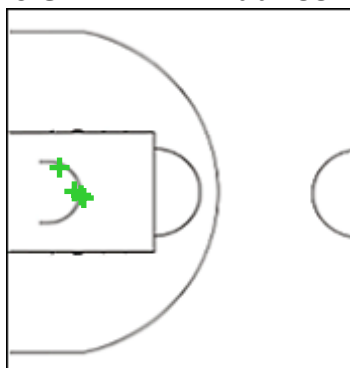
	M / A	%
Fied Goals	0 / 10	0
2 Points	0 / 5	0
3 Points	0 / 5	0
Free Throws	0 / 0	0

#### 7 WAKUGAWA Hayato



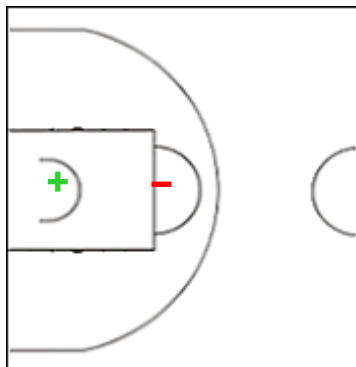
	M / A	%
Fied Goals	5 / 10	50
2 Points	5 / 10	50
3 Points	0 / 0	0
Free Throws	4 / 6	67

#### 8 SAKAI Alim Idriss Adams



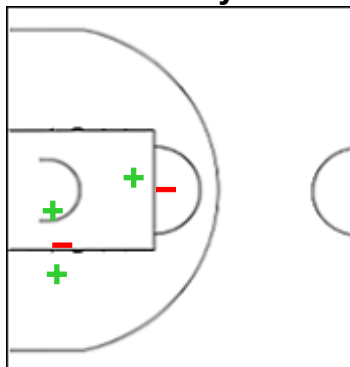
	M / A	%
Fied Goals	4 / 4	100
2 Points	4 / 4	100
3 Points	0 / 0	0
Free Throws	0 / 0	0

#### 9 YAMADA Tetta



	M / A	%
Fied Goals	1 / 4	25
2 Points	1 / 2	50
3 Points	0 / 2	0
Free Throws	1 / 2	50

#### 10 OZAWA Hiyuu



	M / A	%
Fied Goals	4 / 11	36
2 Points	3 / 5	60
3 Points	1 / 6	17
Free Throws	1 / 1	100

## Shot Chart

### TPE 60 vs 76 JPN

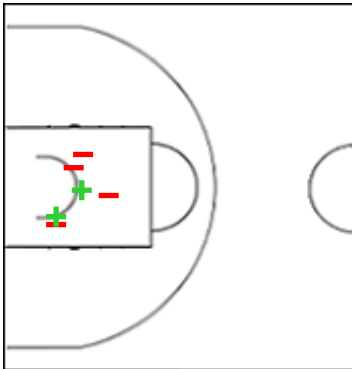
(12-17, 17-25, 15-21, 16-13)

Scoring by 5 min intervals:

	Q1		Q2		Q3		Q4	
TPE	9	12	21	29	39	44	49	60
JPN	9	17	28	42	48	63	71	76

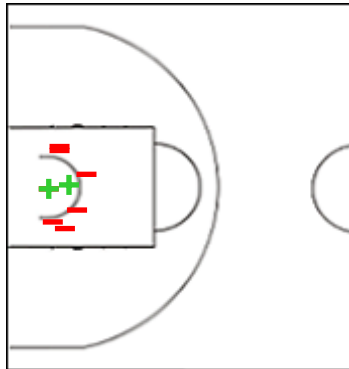
### JPN - Japan

#### 12 HOSHIKAWA Kaisei



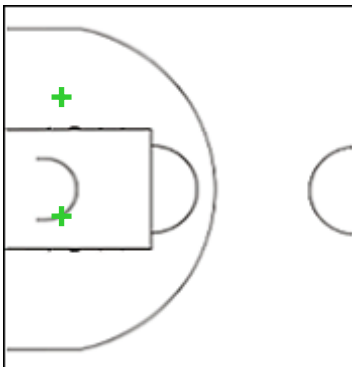
	M / A	%
Fied Goals	2 / 6	33
2 Points	2 / 6	33
3 Points	0 / 0	0
Free Throws	2 / 2	100

#### 14 KAWASHIMA Yuto



	M / A	%
Fied Goals	3 / 12	25
2 Points	2 / 9	22
3 Points	1 / 3	33
Free Throws	7 / 9	78

#### 21 YAEGASHI SHONRYU



	M / A	%
Fied Goals	7 / 11	64
2 Points	2 / 2	100
3 Points	5 / 9	56
Free Throws	0 / 0	0

## Shot Chart

### TPE 60 vs 76 JPN

(12-17, 17-25, 15-21, 16-13)

Scoring by 5 min intervals:

	Q1		Q2		Q3		Q4	
TPE	9	12	21	29	39	44	49	60
JPN	9	17	28	42	48	63	71	76

TPE - Chinese Taipei

JPN - Japan



	M / A	%
Fied Goals	19 / 58	33
2 Points	13 / 36	36
3 Points	6 / 22	27
Free Throws	16 / 24	67

%	M / A	
38	27 / 71	Fied Goals
44	20 / 45	2 Points
27	7 / 26	3 Points
75	15 / 20	Free Throws