

## Shot Chart

### LBN 67 vs 80 JPN

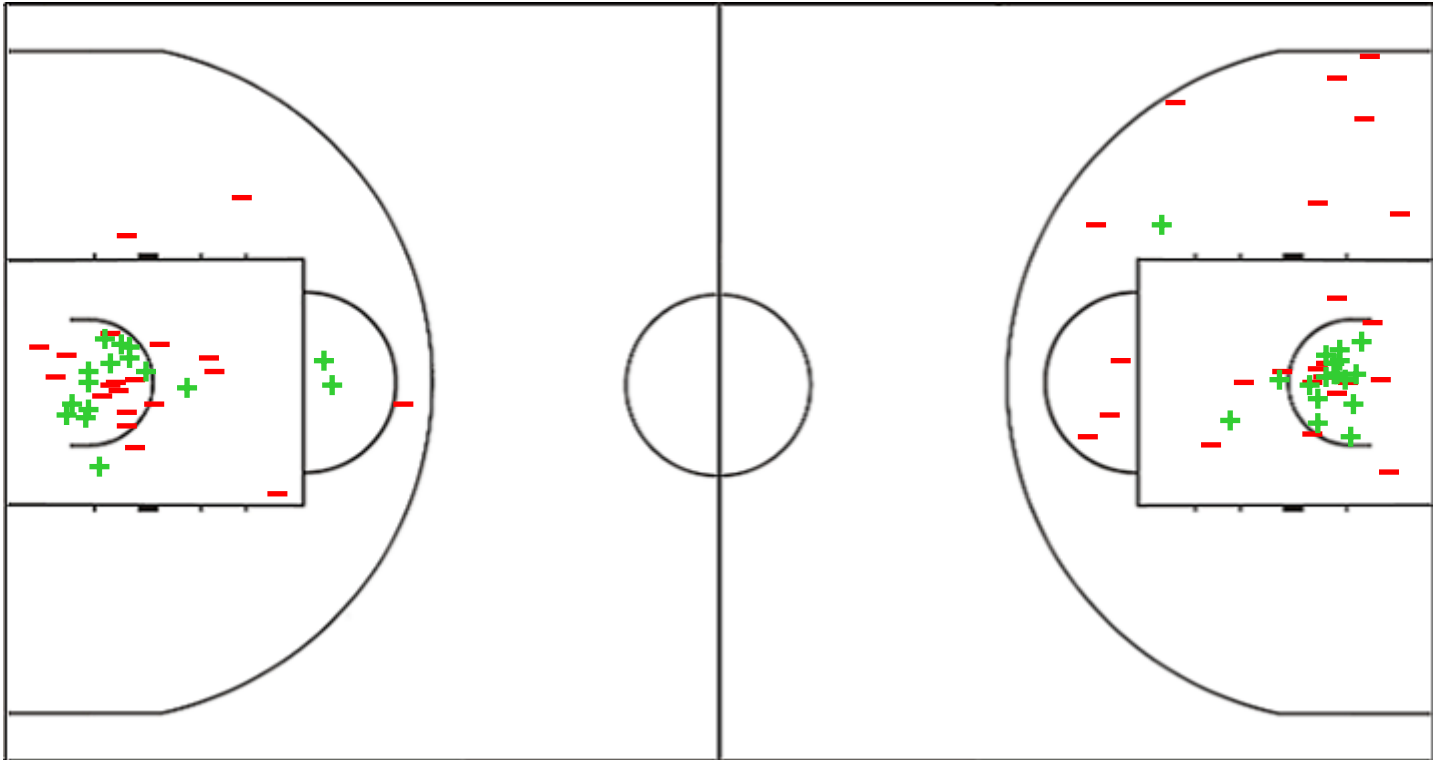
(14-21, 13-16, 23-25, 17-18)

Scoring by 5 min intervals:

	Q1		Q2		Q3		Q4	
<b>LBN</b>	6	14	21	27	38	50	63	67
<b>JPN</b>	15	21	30	37	53	62	67	80

LBN - Lebanon

JPN - Japan



LBN	M / A	%
Fied Goals	26 / 64	41
2 Points	16 / 36	44
3 Points	10 / 28	36
Free Throws	5 / 6	83

%	M / A	JPN
37	25 / 68	Fied Goals
43	18 / 42	2 Points
27	7 / 26	3 Points
82	23 / 28	Free Throws

## Shot Chart

### LBN 67 vs 80 JPN

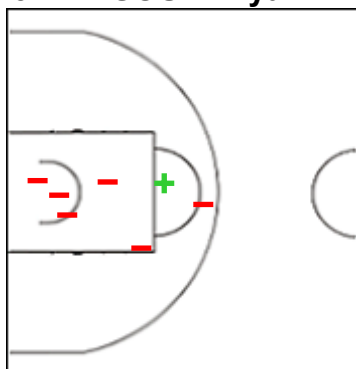
(14-21, 13-16, 23-25, 17-18)

Scoring by 5 min intervals:

	Q1		Q2		Q3		Q4	
<b>LBN</b>	6	14	21	27	38	50	63	67
<b>JPN</b>	15	21	30	37	53	62	67	80

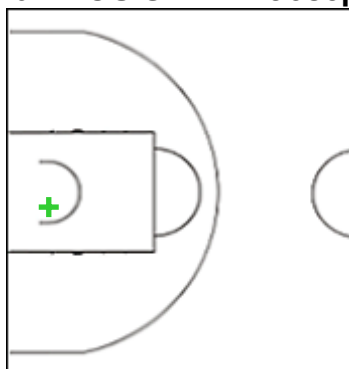
### LBN - Lebanon

#### 5 MANSOUR Bryan



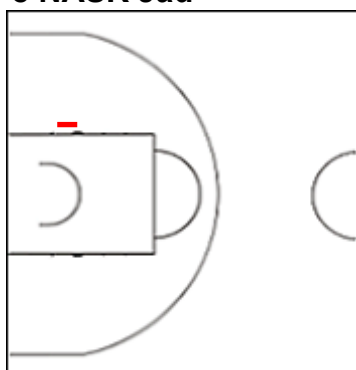
	M / A	%
Fied Goals	2 / 12	17
2 Points	1 / 7	14
3 Points	1 / 5	20
Free Throws	0 / 0	0

#### 6 ABOU SAMRA Joseph



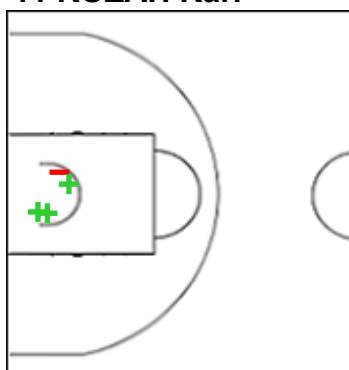
	M / A	%
Fied Goals	1 / 1	100
2 Points	1 / 1	100
3 Points	0 / 0	0
Free Throws	0 / 1	0

#### 8 NASR Jad



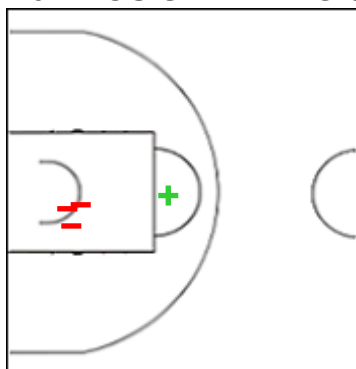
	M / A	%
Fied Goals	1 / 3	33
2 Points	0 / 1	0
3 Points	1 / 2	50
Free Throws	0 / 0	0

#### 11 KOZAH Karl



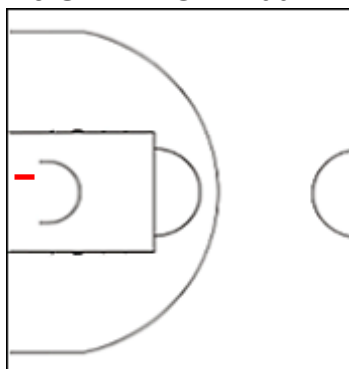
	M / A	%
Fied Goals	6 / 10	60
2 Points	3 / 4	75
3 Points	3 / 6	50
Free Throws	2 / 2	100

#### 13 ABOU SLEIMAN Gio



	M / A	%
Fied Goals	3 / 10	30
2 Points	1 / 4	25
3 Points	2 / 6	33
Free Throws	1 / 1	100

#### 23 SABBAGH Alaa



	M / A	%
Fied Goals	0 / 1	0
2 Points	0 / 1	0
3 Points	0 / 0	0
Free Throws	0 / 0	0

## Shot Chart

### LBN 67 vs 80 JPN

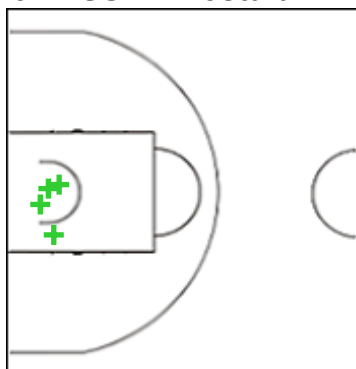
(14-21, 13-16, 23-25, 17-18)

Scoring by 5 min intervals:

	Q1		Q2		Q3		Q4	
<b>LBN</b>	6	14	21	27	38	50	63	67
<b>JPN</b>	15	21	30	37	53	62	67	80

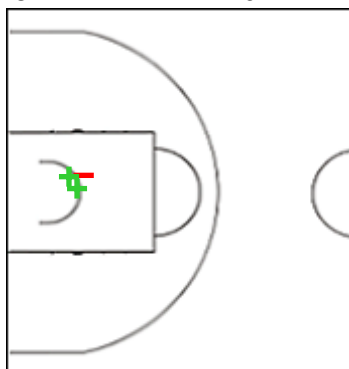
### LBN - Lebanon

#### 31 ASSAF Mostafa



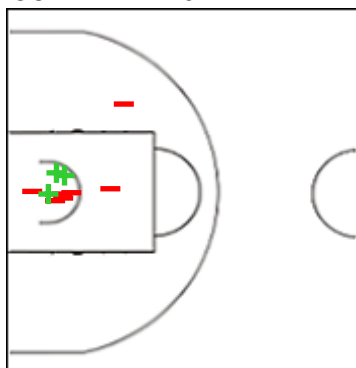
	M / A	%
Fied Goals	4 / 4	100
2 Points	4 / 4	100
3 Points	0 / 0	0
Free Throws	0 / 0	0

#### 34 ZAMATTA Karl Chris



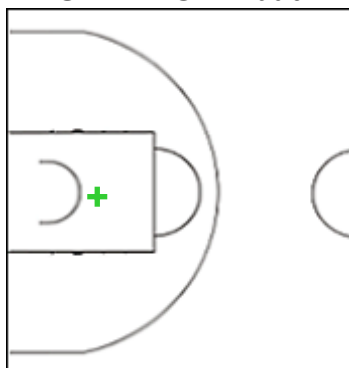
	M / A	%
Fied Goals	2 / 3	67
2 Points	2 / 3	67
3 Points	0 / 0	0
Free Throws	0 / 0	0

#### 35 RTAIL Karim



	M / A	%
Fied Goals	3 / 14	21
2 Points	3 / 10	30
3 Points	0 / 4	0
Free Throws	2 / 2	100

#### 77 SABBAGH Abdul Rahman



	M / A	%
Fied Goals	4 / 6	67
2 Points	1 / 1	100
3 Points	3 / 5	60
Free Throws	0 / 0	0

## Shot Chart

### LBN 67 vs 80 JPN

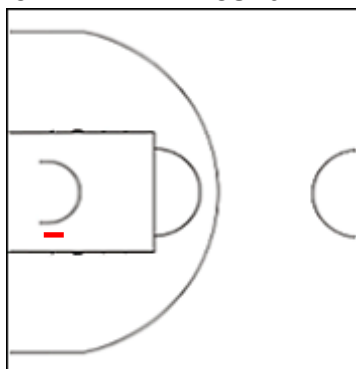
(14-21, 13-16, 23-25, 17-18)

Scoring by 5 min intervals:

	Q1		Q2		Q3		Q4	
<b>LBN</b>	6	14	21	27	38	50	63	67
<b>JPN</b>	15	21	30	37	53	62	67	80

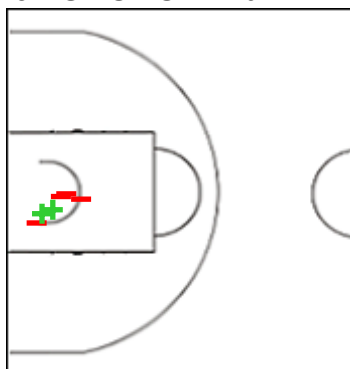
### JPN - Japan

#### 5 MCNEILL Keshawn



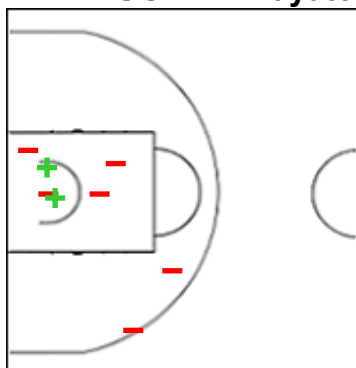
	M / A	%
Fied Goals	0 / 1	0
2 Points	0 / 1	0
3 Points	0 / 0	0
Free Throws	0 / 0	0

#### 6 TODOROKI Rui



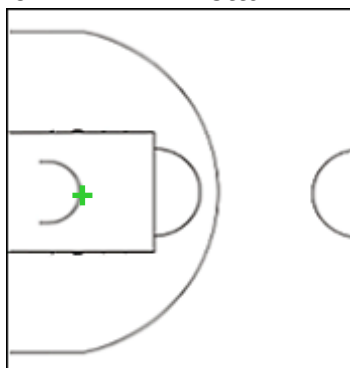
	M / A	%
Fied Goals	2 / 6	33
2 Points	2 / 6	33
3 Points	0 / 0	0
Free Throws	1 / 1	100

#### 7 WAKUGAWA Hayato



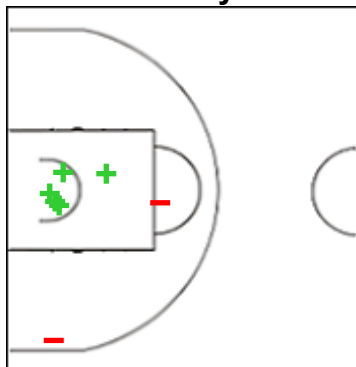
	M / A	%
Fied Goals	2 / 9	22
2 Points	2 / 8	25
3 Points	0 / 1	0
Free Throws	4 / 4	100

#### 9 YAMADA Tetta



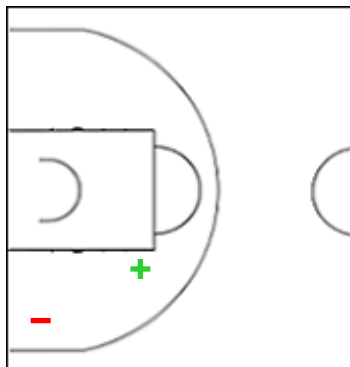
	M / A	%
Fied Goals	1 / 1	100
2 Points	1 / 1	100
3 Points	0 / 0	0
Free Throws	4 / 4	100

#### 10 OZAWA Hiyuu



	M / A	%
Fied Goals	8 / 16	50
2 Points	5 / 7	71
3 Points	3 / 9	33
Free Throws	2 / 4	50

#### 11 SAKAMOTO Kosei



	M / A	%
Fied Goals	1 / 4	25
2 Points	1 / 2	50
3 Points	0 / 2	0
Free Throws	1 / 2	50

## Shot Chart

### LBN 67 vs 80 JPN

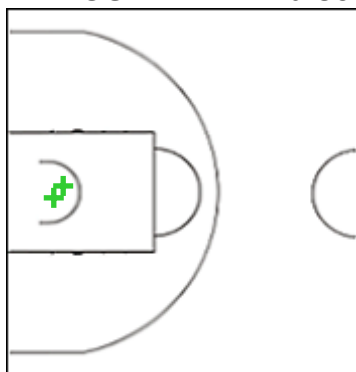
(14-21, 13-16, 23-25, 17-18)

Scoring by 5 min intervals:

	Q1		Q2		Q3		Q4	
<b>LBN</b>	6	14	21	27	38	50	63	67
<b>JPN</b>	15	21	30	37	53	62	67	80

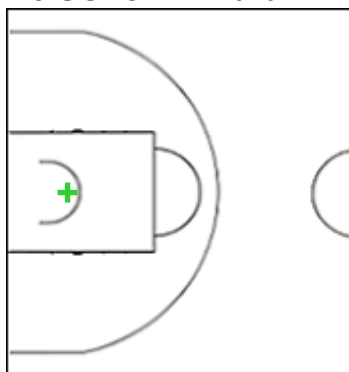
### JPN - Japan

#### 12 HOSHIKAWA Kaisei



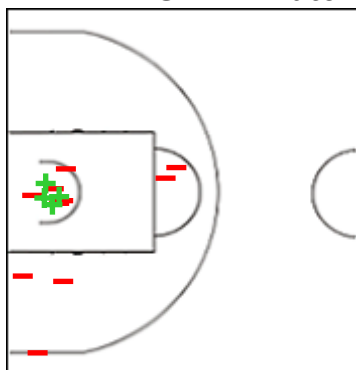
	M / A	%
<b>Fied Goals</b>	2 / 6	33
<b>2 Points</b>	2 / 2	100
<b>3 Points</b>	0 / 4	0
<b>Free Throws</b>	0 / 0	0

#### 13 SOEJIMA Naru



	M / A	%
<b>Fied Goals</b>	1 / 1	100
<b>2 Points</b>	1 / 1	100
<b>3 Points</b>	0 / 0	0
<b>Free Throws</b>	0 / 0	0

#### 14 KAWASHIMA Yuto



	M / A	%
<b>Fied Goals</b>	5 / 19	26
<b>2 Points</b>	4 / 14	29
<b>3 Points</b>	1 / 5	20
<b>Free Throws</b>	8 / 9	89

## Shot Chart

### LBN 67 vs 80 JPN

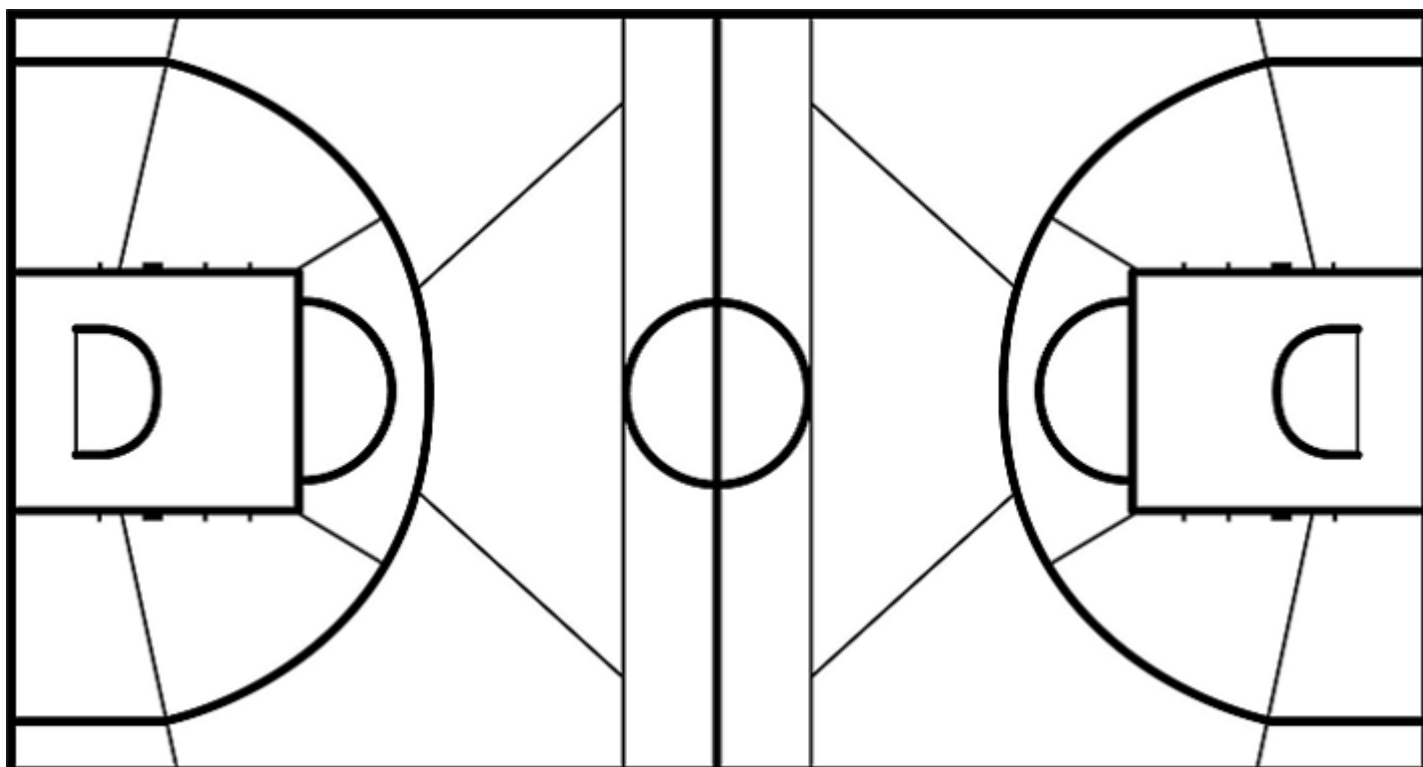
(14-21, 13-16, 23-25, 17-18)

Scoring by 5 min intervals:

	Q1		Q2		Q3		Q4	
<b>LBN</b>	6	14	21	27	38	50	63	67
<b>JPN</b>	15	21	30	37	53	62	67	80

LBN - Lebanon

JPN - Japan



	M / A	%
<b>Fied Goals</b>	26 / 64	41
<b>2 Points</b>	16 / 36	44
<b>3 Points</b>	10 / 28	36
<b>Free Throws</b>	5 / 6	83

%	M / A	
37	25 / 68	<b>Fied Goals</b>
43	18 / 42	<b>2 Points</b>
27	7 / 26	<b>3 Points</b>
82	23 / 28	<b>Free Throws</b>