

**Shot Chart**

**BRA 38 vs 80 CAN**

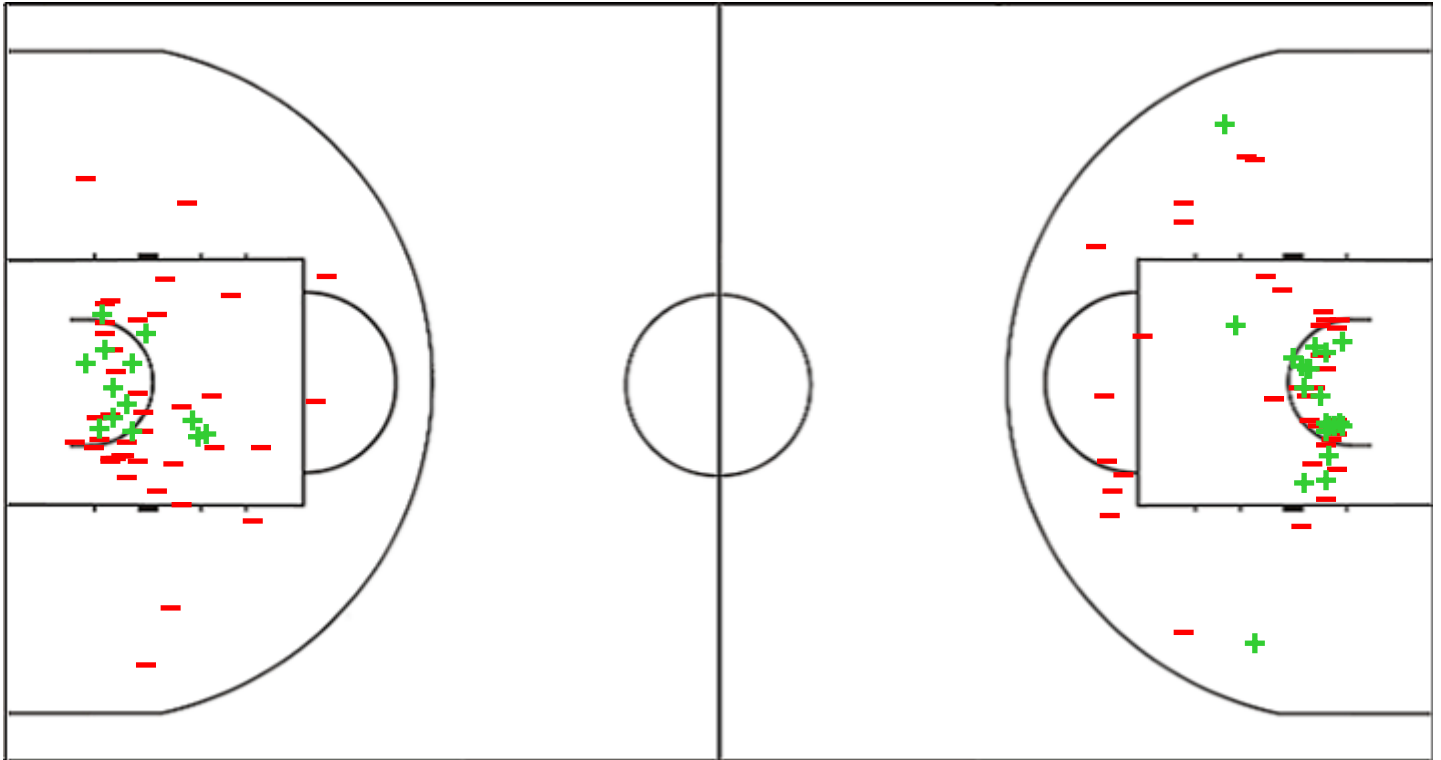
(8-22, 17-16, 7-25, 6-17)

Scoring by 5 min intervals:

	Q1		Q2		Q3		Q4	
<b>BRA</b>	6	8	16	25	30	32	35	38
<b>CAN</b>	7	22	27	38	48	63	69	80

**BRA - Brazil**

**CAN - Canada**



<b>BRA</b>	M / A	%
<b>Fied Goals</b>	14 / 70	20
<b>2 Points</b>	13 / 53	25
<b>3 Points</b>	1 / 17	6
<b>Free Throws</b>	9 / 15	60

%	M / A	<b>CAN</b>
34	30 / 89	<b>Fied Goals</b>
36	21 / 58	<b>2 Points</b>
29	9 / 31	<b>3 Points</b>
85	11 / 13	<b>Free Throws</b>

Shot Chart

BRA 38 vs 80 CAN

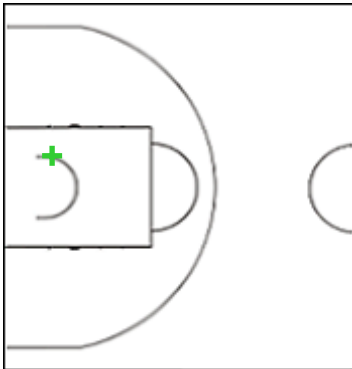
(8-22, 17-16, 7-25, 6-17)

Scoring by 5 min intervals:

	Q1		Q2		Q3		Q4	
<b>BRA</b>	6	8	16	25	30	32	35	38
<b>CAN</b>	7	22	27	38	48	63	69	80

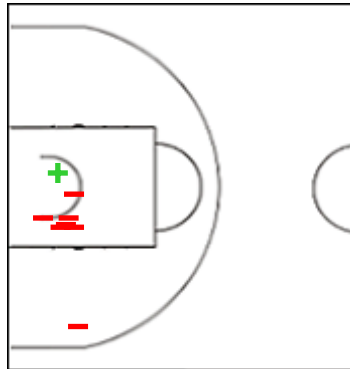
BRA - Brazil

4 BERNARDO CARVALHO



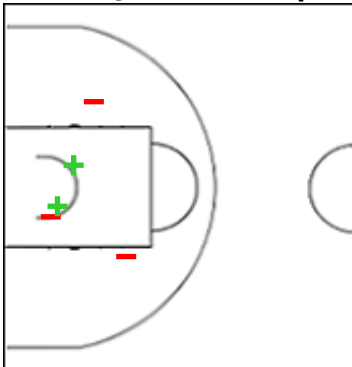
	M / A	%
Fied Goals	1 / 1	100
2 Points	1 / 1	100
3 Points	0 / 0	0
Free Throws	0 / 0	0

6 PASSOS ALVES DA SILVA



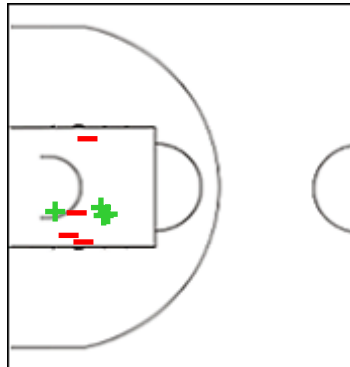
	M / A	%
Fied Goals	1 / 9	11
2 Points	1 / 8	13
3 Points	0 / 1	0
Free Throws	0 / 0	0

9 GONÇALVES Stephany



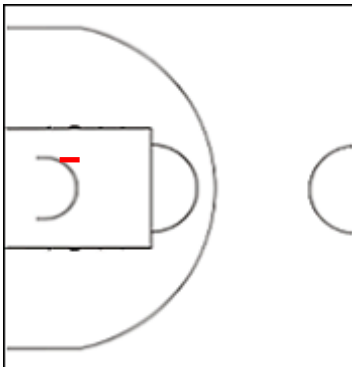
	M / A	%
Fied Goals	2 / 8	25
2 Points	2 / 5	40
3 Points	0 / 3	0
Free Throws	1 / 2	50

10 DE OLIVEIRA Ana Paula



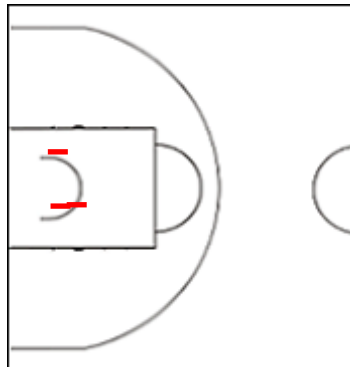
	M / A	%
Fied Goals	5 / 16	31
2 Points	4 / 8	50
3 Points	1 / 8	13
Free Throws	2 / 3	67

12 ARAUJO DAGBA Alexia



	M / A	%
Fied Goals	0 / 2	0
2 Points	0 / 1	0
3 Points	0 / 1	0
Free Throws	0 / 0	0

15 AQUINO Manuella



	M / A	%
Fied Goals	0 / 3	0
2 Points	0 / 3	0
3 Points	0 / 0	0
Free Throws	2 / 4	50

## Shot Chart

### BRA 38 vs 80 CAN

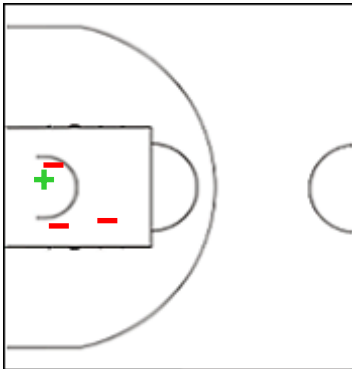
(8-22, 17-16, 7-25, 6-17)

Scoring by 5 min intervals:

	Q1		Q2		Q3		Q4	
<b>BRA</b>	6	8	16	25	30	32	35	38
<b>CAN</b>	7	22	27	38	48	63	69	80

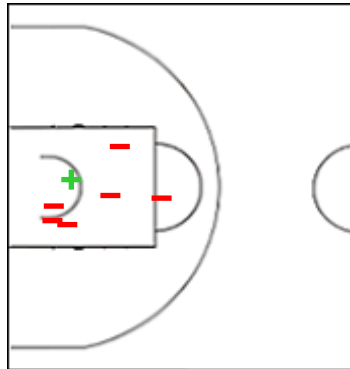
### BRA - Brazil

#### 16 FRANCISCO DE OLIVEIRA



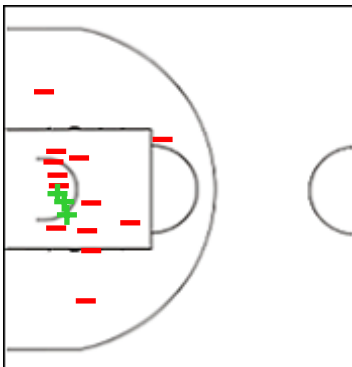
	M / A	%
Fied Goals	1 / 4	25
2 Points	1 / 4	25
3 Points	0 / 0	0
Free Throws	0 / 0	0

#### 35 MIRANDA VASCONCELOS



	M / A	%
Fied Goals	1 / 7	14
2 Points	1 / 7	14
3 Points	0 / 0	0
Free Throws	1 / 1	100

#### 55 NASCIMENTO QUEIROZ



	M / A	%
Fied Goals	3 / 19	16
2 Points	3 / 16	19
3 Points	0 / 3	0
Free Throws	3 / 5	60

Shot Chart

BRA 38 vs 80 CAN

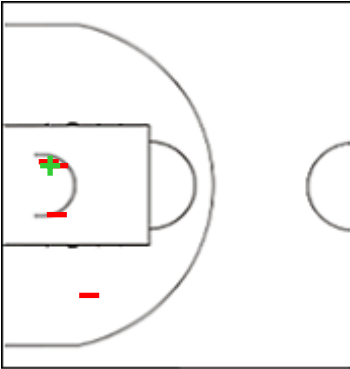
(8-22, 17-16, 7-25, 6-17)

Scoring by 5 min intervals:

	Q1		Q2		Q3		Q4	
BRA	6	8	16	25	30	32	35	38
CAN	7	22	27	38	48	63	69	80

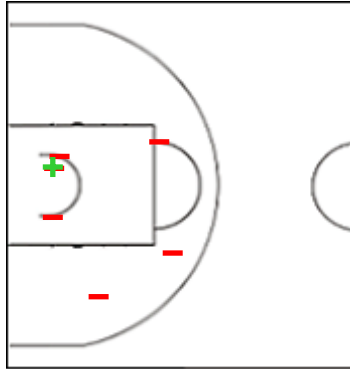
CAN - Canada

4 BASCOE Jasmine



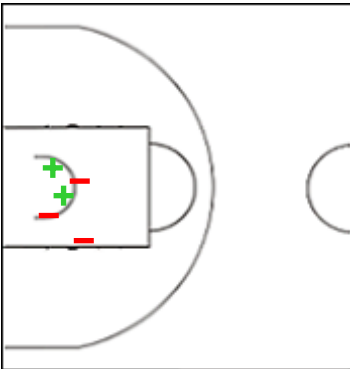
	M / A	%
Fied Goals	3 / 8	38
2 Points	1 / 5	20
3 Points	2 / 3	67
Free Throws	0 / 0	0

6 KOABEL Emma



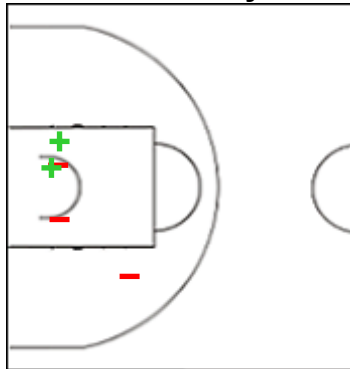
	M / A	%
Fied Goals	5 / 18	28
2 Points	1 / 7	14
3 Points	4 / 11	36
Free Throws	0 / 0	0

7 DAWKINS Shantavia



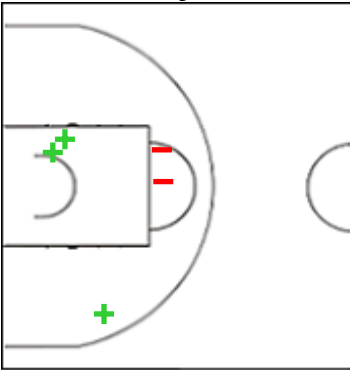
	M / A	%
Fied Goals	2 / 5	40
2 Points	2 / 5	40
3 Points	0 / 0	0
Free Throws	0 / 1	0

9 HYLTON Lemyah



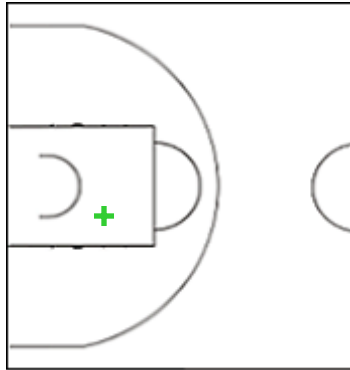
	M / A	%
Fied Goals	4 / 9	44
2 Points	2 / 5	40
3 Points	2 / 4	50
Free Throws	0 / 0	0

10 TODD T'yana



	M / A	%
Fied Goals	4 / 10	40
2 Points	3 / 5	60
3 Points	1 / 5	20
Free Throws	6 / 6	100

11 MURRAY Alisha



	M / A	%
Fied Goals	1 / 2	50
2 Points	1 / 1	100
3 Points	0 / 1	0
Free Throws	0 / 0	0

**Shot Chart**

**BRA 38 vs 80 CAN**

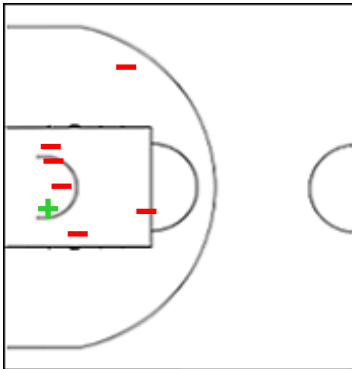
(8-22, 17-16, 7-25, 6-17)

Scoring by 5 min intervals:

	Q1		Q2		Q3		Q4	
<b>BRA</b>	6	8	16	25	30	32	35	38
<b>CAN</b>	7	22	27	38	48	63	69	80

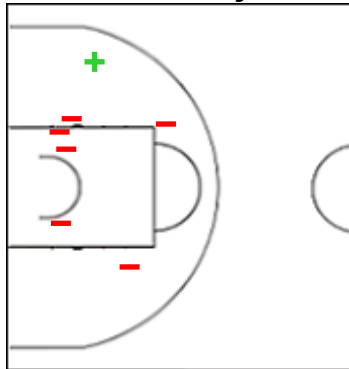
**CAN - Canada**

**12 DYKSTRA Marah**



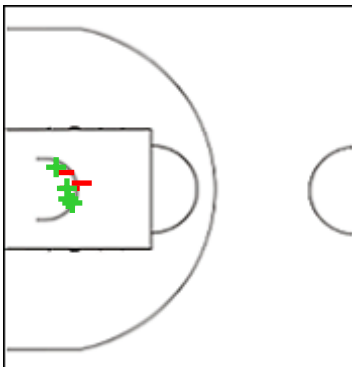
	M / A	%
Fied Goals	1 / 9	11
2 Points	1 / 7	14
3 Points	0 / 2	0
Free Throws	2 / 2	100

**13 ASARE Mary-Anna**



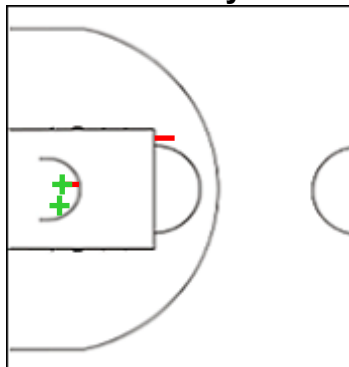
	M / A	%
Fied Goals	1 / 12	8
2 Points	1 / 7	14
3 Points	0 / 5	0
Free Throws	0 / 0	0

**15 DIAKHATÉ Fatima**



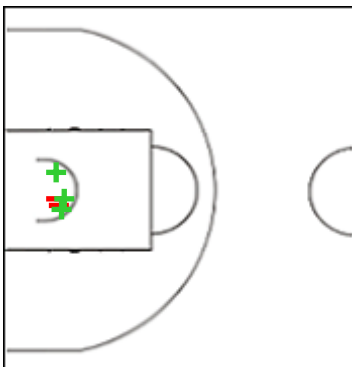
	M / A	%
Fied Goals	4 / 7	57
2 Points	4 / 7	57
3 Points	0 / 0	0
Free Throws	2 / 2	100

**21 ROWE Cheyenne**



	M / A	%
Fied Goals	2 / 4	50
2 Points	2 / 4	50
3 Points	0 / 0	0
Free Throws	1 / 2	50

**22 GROOTENBOER Kali**



	M / A	%
Fied Goals	3 / 5	60
2 Points	3 / 5	60
3 Points	0 / 0	0
Free Throws	0 / 0	0

## Shot Chart

### BRA 38 vs 80 CAN

(8-22, 17-16, 7-25, 6-17)

Scoring by 5 min intervals:

	Q1		Q2		Q3		Q4	
<b>BRA</b>	6	8	16	25	30	32	35	38
<b>CAN</b>	7	22	27	38	48	63	69	80

**BRA - Brazil**

**CAN - Canada**



	M / A	%
<b>Fied Goals</b>	14 / 70	20
<b>2 Points</b>	13 / 53	25
<b>3 Points</b>	1 / 17	6
<b>Free Throws</b>	9 / 15	60

%	M / A	
34	30 / 89	<b>Fied Goals</b>
36	21 / 58	<b>2 Points</b>
29	9 / 31	<b>3 Points</b>
85	11 / 13	<b>Free Throws</b>