

**Shot Chart**

**CAN 77 vs 82 USA**

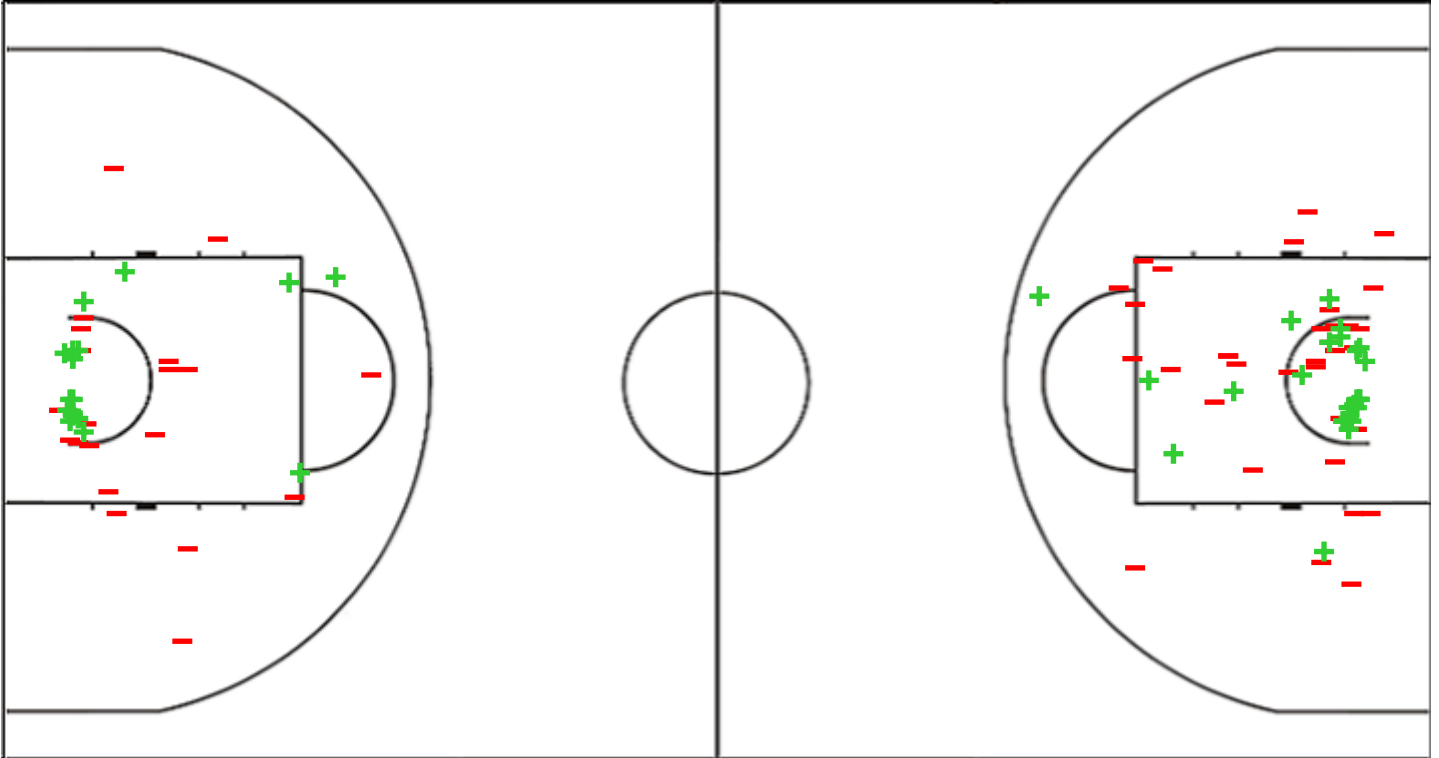
(16-20, 15-21, 22-16, 24-25)

Scoring by 5 min intervals:

|            | Q1 |    | Q2 |    | Q3 |    | Q4 |    |
|------------|----|----|----|----|----|----|----|----|
| <b>CAN</b> | 8  | 16 | 26 | 31 | 42 | 53 | 61 | 77 |
| <b>USA</b> | 10 | 20 | 29 | 41 | 52 | 57 | 76 | 82 |

**CAN - Canada**

**USA - USA**



| <b>CAN</b>         | M / A   | %  |
|--------------------|---------|----|
| <b>Fied Goals</b>  | 26 / 62 | 42 |
| <b>2 Points</b>    | 18 / 38 | 47 |
| <b>3 Points</b>    | 8 / 24  | 33 |
| <b>Free Throws</b> | 17 / 26 | 65 |

| <b>USA</b>         | M / A   | %  |
|--------------------|---------|----|
| <b>Fied Goals</b>  | 29 / 74 | 39 |
| <b>2 Points</b>    | 26 / 60 | 43 |
| <b>3 Points</b>    | 3 / 14  | 21 |
| <b>Free Throws</b> | 21 / 27 | 78 |

Shot Chart

CAN 77 vs 82 USA

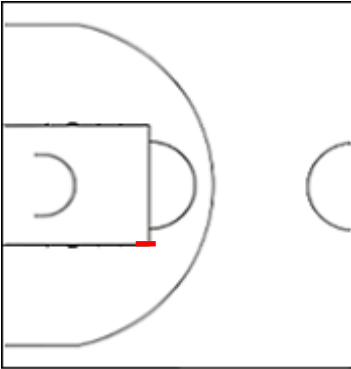
(16-20, 15-21, 22-16, 24-25)

Scoring by 5 min intervals:

|     | Q1 |    | Q2 |    | Q3 |    | Q4 |    |
|-----|----|----|----|----|----|----|----|----|
| CAN | 8  | 16 | 26 | 31 | 42 | 53 | 61 | 77 |
| USA | 10 | 20 | 29 | 41 | 52 | 57 | 76 | 82 |

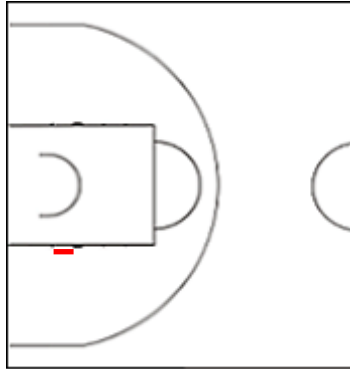
CAN - Canada

4 BASCOE Jasmine



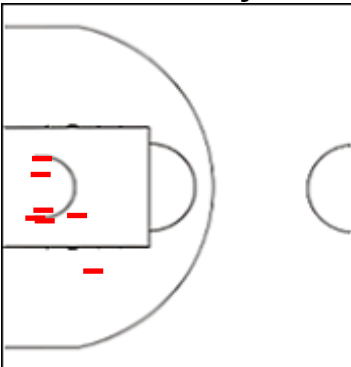
|             | M / A | % |
|-------------|-------|---|
| Fied Goals  | 0 / 3 | 0 |
| 2 Points    | 0 / 1 | 0 |
| 3 Points    | 0 / 2 | 0 |
| Free Throws | 0 / 0 | 0 |

6 KOABEL Emma



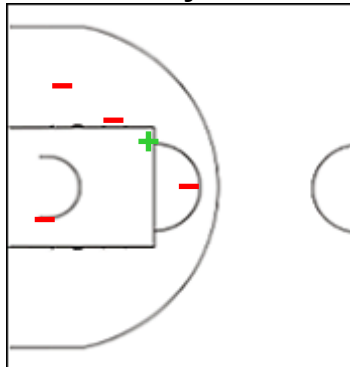
|             | M / A | %  |
|-------------|-------|----|
| Fied Goals  | 3 / 7 | 43 |
| 2 Points    | 0 / 1 | 0  |
| 3 Points    | 3 / 6 | 50 |
| Free Throws | 2 / 3 | 67 |

9 HYLTON Lemyah



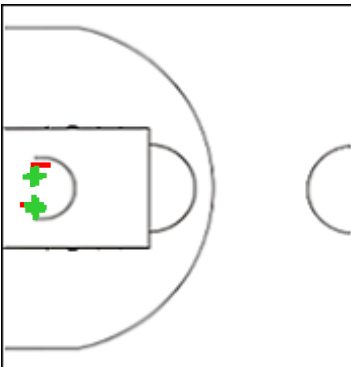
|             | M / A  | %  |
|-------------|--------|----|
| Fied Goals  | 0 / 10 | 0  |
| 2 Points    | 0 / 7  | 0  |
| 3 Points    | 0 / 3  | 0  |
| Free Throws | 7 / 11 | 64 |

10 TODD T'yana



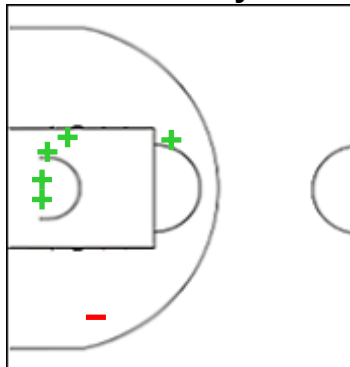
|             | M / A  | %  |
|-------------|--------|----|
| Fied Goals  | 5 / 13 | 38 |
| 2 Points    | 1 / 5  | 20 |
| 3 Points    | 4 / 8  | 50 |
| Free Throws | 5 / 8  | 63 |

12 DYKSTRA Marah



|             | M / A | %  |
|-------------|-------|----|
| Fied Goals  | 5 / 8 | 63 |
| 2 Points    | 5 / 7 | 71 |
| 3 Points    | 0 / 1 | 0  |
| Free Throws | 1 / 2 | 50 |

13 ASARE Mary-Anna



|             | M / A | %   |
|-------------|-------|-----|
| Fied Goals  | 6 / 9 | 67  |
| 2 Points    | 5 / 6 | 83  |
| 3 Points    | 1 / 3 | 33  |
| Free Throws | 2 / 2 | 100 |

## Shot Chart

### CAN 77 vs 82 USA

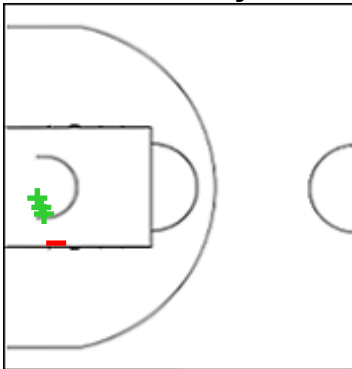
(16-20, 15-21, 22-16, 24-25)

Scoring by 5 min intervals:

|            | Q1 |    | Q2 |    | Q3 |    | Q4 |    |
|------------|----|----|----|----|----|----|----|----|
| <b>CAN</b> | 8  | 16 | 26 | 31 | 42 | 53 | 61 | 77 |
| <b>USA</b> | 10 | 20 | 29 | 41 | 52 | 57 | 76 | 82 |

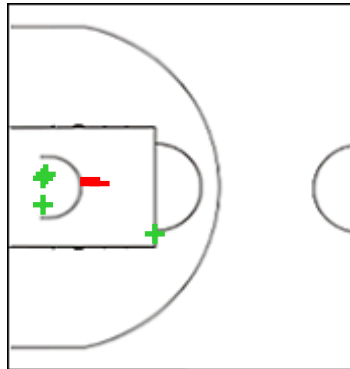
### CAN - Canada

#### 14 FORBES Skylar



|             | M / A | %  |
|-------------|-------|----|
| Fied Goals  | 3 / 5 | 60 |
| 2 Points    | 3 / 4 | 75 |
| 3 Points    | 0 / 1 | 0  |
| Free Throws | 0 / 0 | 0  |

#### 15 DIAKHATÉ Fatima



|             | M / A | %  |
|-------------|-------|----|
| Fied Goals  | 4 / 7 | 57 |
| 2 Points    | 4 / 7 | 57 |
| 3 Points    | 0 / 0 | 0  |
| Free Throws | 0 / 0 | 0  |

**Shot Chart**

**CAN 77 vs 82 USA**

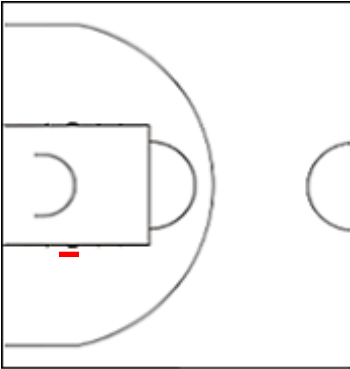
(16-20, 15-21, 22-16, 24-25)

Scoring by 5 min intervals:

|            | Q1 |    | Q2 |    | Q3 |    | Q4 |    |
|------------|----|----|----|----|----|----|----|----|
| <b>CAN</b> | 8  | 16 | 26 | 31 | 42 | 53 | 61 | 77 |
| <b>USA</b> | 10 | 20 | 29 | 41 | 52 | 57 | 76 | 82 |

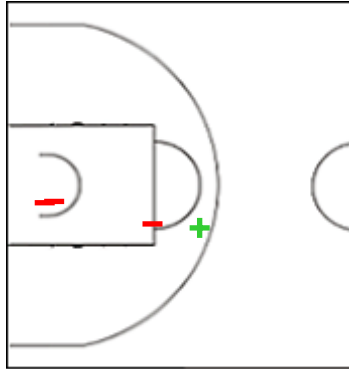
**USA - USA**

**4 PISSOTT Justine**



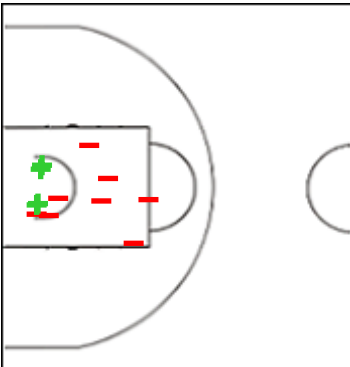
|             | M / A | % |
|-------------|-------|---|
| Fied Goals  | 0 / 2 | 0 |
| 2 Points    | 0 / 1 | 0 |
| 3 Points    | 0 / 1 | 0 |
| Free Throws | 0 / 0 | 0 |

**6 JONES Londynn**



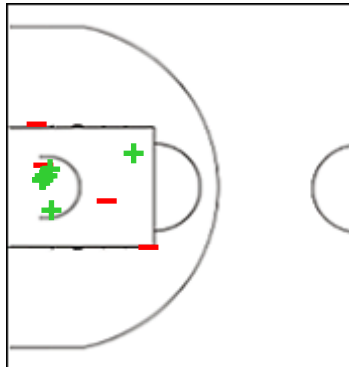
|             | M / A  | %  |
|-------------|--------|----|
| Fied Goals  | 3 / 10 | 30 |
| 2 Points    | 1 / 4  | 25 |
| 3 Points    | 2 / 6  | 33 |
| Free Throws | 7 / 8  | 88 |

**7 RICE Kira**



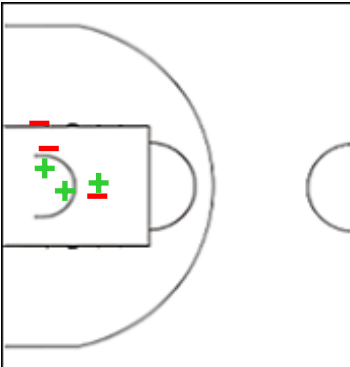
|             | M / A   | %  |
|-------------|---------|----|
| Fied Goals  | 4 / 12  | 33 |
| 2 Points    | 4 / 12  | 33 |
| 3 Points    | 0 / 0   | 0  |
| Free Throws | 10 / 13 | 77 |

**9 MCMAHON Cotie**



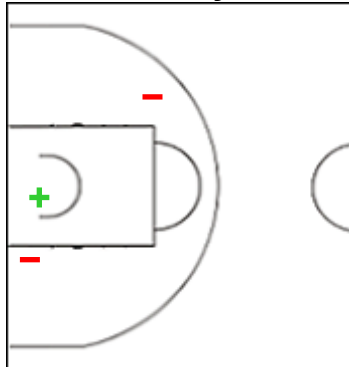
|             | M / A  | %  |
|-------------|--------|----|
| Fied Goals  | 9 / 15 | 60 |
| 2 Points    | 8 / 12 | 67 |
| 3 Points    | 1 / 3  | 33 |
| Free Throws | 3 / 4  | 75 |

**11 KITTS Chloe**



|             | M / A | %  |
|-------------|-------|----|
| Fied Goals  | 3 / 6 | 50 |
| 2 Points    | 3 / 6 | 50 |
| 3 Points    | 0 / 0 | 0  |
| Free Throws | 0 / 0 | 0  |

**12 NIVAR Indya**



|             | M / A | %  |
|-------------|-------|----|
| Fied Goals  | 1 / 5 | 20 |
| 2 Points    | 1 / 3 | 33 |
| 3 Points    | 0 / 2 | 0  |
| Free Throws | 0 / 0 | 0  |

## Shot Chart

### CAN 77 vs 82 USA

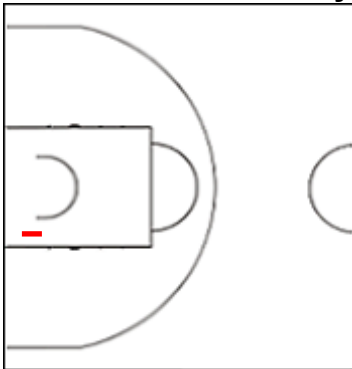
(16-20, 15-21, 22-16, 24-25)

Scoring by 5 min intervals:

|            | Q1 |    | Q2 |    | Q3 |    | Q4 |    |
|------------|----|----|----|----|----|----|----|----|
| <b>CAN</b> | 8  | 16 | 26 | 31 | 42 | 53 | 61 | 77 |
| <b>USA</b> | 10 | 20 | 29 | 41 | 52 | 57 | 76 | 82 |

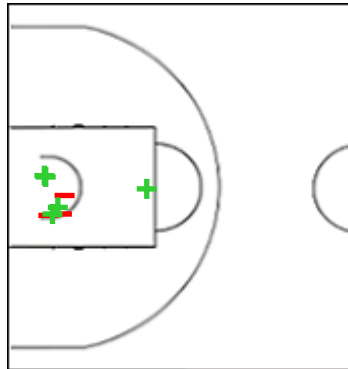
### USA - USA

#### 13 DEL ROSARIO Aalyah



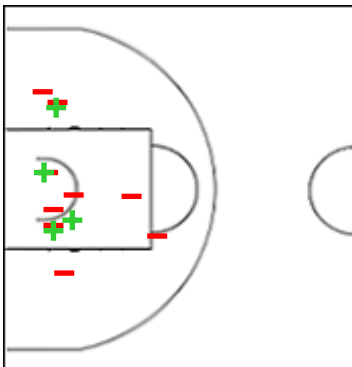
|             | M / A | % |
|-------------|-------|---|
| Fied Goals  | 0 / 1 | 0 |
| 2 Points    | 0 / 1 | 0 |
| 3 Points    | 0 / 0 | 0 |
| Free Throws | 0 / 0 | 0 |

#### 14 VAN SLOOTEN Grace



|             | M / A  | %  |
|-------------|--------|----|
| Fied Goals  | 5 / 10 | 50 |
| 2 Points    | 5 / 8  | 63 |
| 3 Points    | 0 / 2  | 0  |
| Free Throws | 1 / 2  | 50 |

#### 15 BRADY Isuneh



|             | M / A  | %  |
|-------------|--------|----|
| Fied Goals  | 4 / 13 | 31 |
| 2 Points    | 4 / 13 | 31 |
| 3 Points    | 0 / 0  | 0  |
| Free Throws | 0 / 0  | 0  |

# FIBA U18 Women's Americas Championship 2022



Venue: Estadio Obras Sanitarias  
 Game Date: SUN 19 JUN 2022  
 Game Time: 20:30

Game No: 24  
 Attendance: 0  
 Game Duration: 01:39

## Shot Chart

### CAN 77 vs 82 USA

(16-20, 15-21, 22-16, 24-25)

Scoring by 5 min intervals:

|            | Q1 |    | Q2 |    | Q3 |    | Q4 |    |
|------------|----|----|----|----|----|----|----|----|
| <b>CAN</b> | 8  | 16 | 26 | 31 | 42 | 53 | 61 | 77 |
| <b>USA</b> | 10 | 20 | 29 | 41 | 52 | 57 | 76 | 82 |

CAN - Canada

USA - USA



|                    | M / A   | %  |
|--------------------|---------|----|
| <b>Fied Goals</b>  | 26 / 62 | 42 |
| <b>2 Points</b>    | 18 / 38 | 47 |
| <b>3 Points</b>    | 8 / 24  | 33 |
| <b>Free Throws</b> | 17 / 26 | 65 |

| %  | M / A   |                    |
|----|---------|--------------------|
| 39 | 29 / 74 | <b>Fied Goals</b>  |
| 43 | 26 / 60 | <b>2 Points</b>    |
| 21 | 3 / 14  | <b>3 Points</b>    |
| 78 | 21 / 27 | <b>Free Throws</b> |