

## Shot Chart

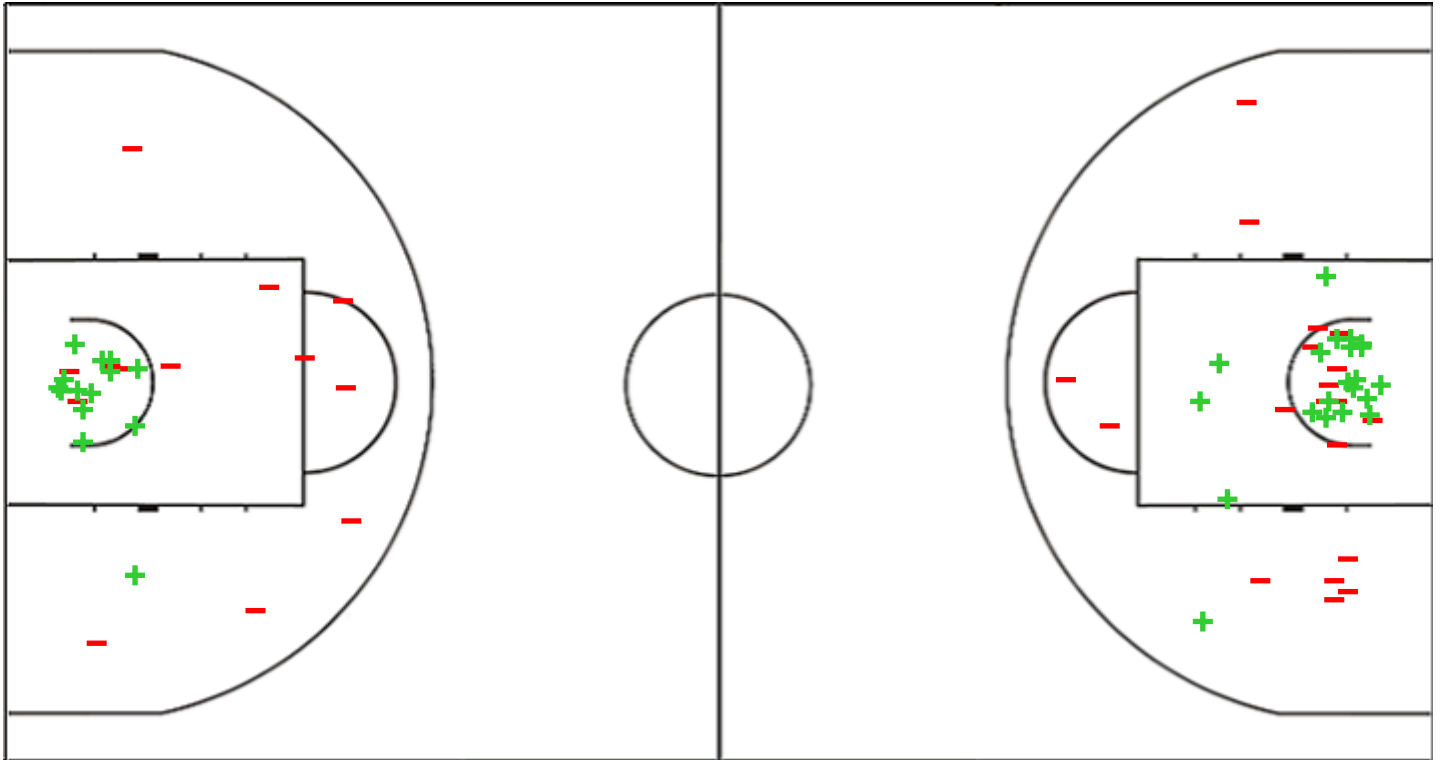
### FRA 77 vs 66 MLI (23-18, 21-17, 14-12, 19-19)

Scoring by 5 min intervals:

|            | Q1 |    | Q2 |    | Q3 |    | Q4 |    |
|------------|----|----|----|----|----|----|----|----|
| <b>FRA</b> | 8  | 23 | 33 | 44 | 51 | 58 | 68 | 77 |
| <b>MLI</b> | 9  | 18 | 25 | 35 | 41 | 47 | 55 | 66 |

FRA - France

MLI - Mali



| FRA         | M / A   | %   |
|-------------|---------|-----|
| Fied Goals  | 29 / 56 | 52  |
| 2 Points    | 15 / 29 | 52  |
| 3 Points    | 14 / 27 | 52  |
| Free Throws | 5 / 5   | 100 |

| %  | M / A   | MLI         |
|----|---------|-------------|
| 41 | 24 / 58 | Fied Goals  |
| 51 | 21 / 41 | 2 Points    |
| 18 | 3 / 17  | 3 Points    |
| 65 | 15 / 23 | Free Throws |

GLOBAL PARTNERS



**Shot Chart**

**FRA 77 vs 66 MLI**

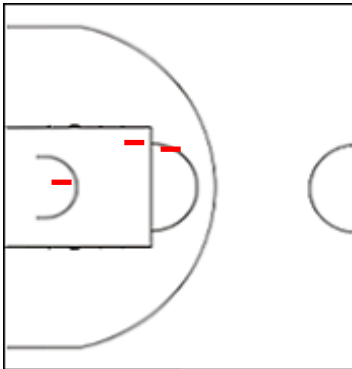
(23-18, 21-17, 14-12, 19-19)

Scoring by 5 min intervals:

|            | Q1 |    | Q2 |    | Q3 |    | Q4 |    |
|------------|----|----|----|----|----|----|----|----|
| <b>FRA</b> | 8  | 23 | 33 | 44 | 51 | 58 | 68 | 77 |
| <b>MLI</b> | 9  | 18 | 25 | 35 | 41 | 47 | 55 | 66 |

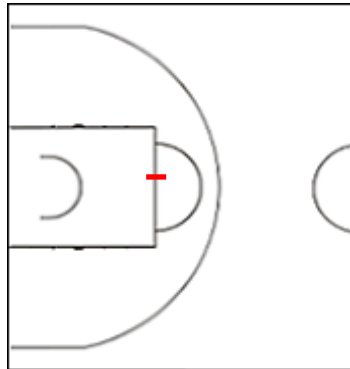
**FRA - France**

**0 EPOUPA Olivia**



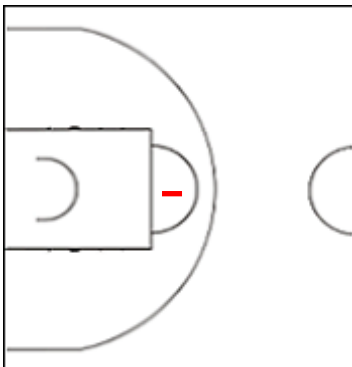
|             | M / A | % |
|-------------|-------|---|
| Fied Goals  | 0 / 3 | 0 |
| 2 Points    | 0 / 3 | 0 |
| 3 Points    | 0 / 0 | 0 |
| Free Throws | 0 / 0 | 0 |

**1 BERKANI Lisa**



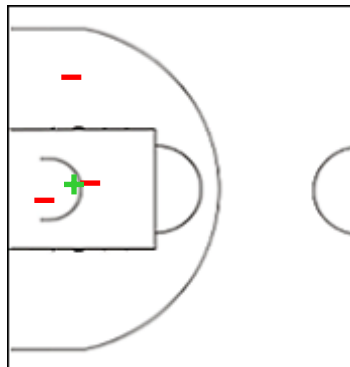
|             | M / A | %  |
|-------------|-------|----|
| Fied Goals  | 1 / 4 | 25 |
| 2 Points    | 0 / 1 | 0  |
| 3 Points    | 1 / 3 | 33 |
| Free Throws | 0 / 0 | 0  |

**4 FAUTHOUX Marine**



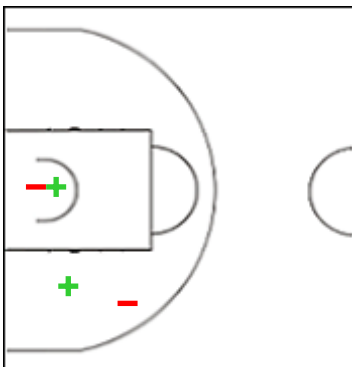
|             | M / A | % |
|-------------|-------|---|
| Fied Goals  | 0 / 2 | 0 |
| 2 Points    | 0 / 1 | 0 |
| 3 Points    | 0 / 1 | 0 |
| Free Throws | 0 / 0 | 0 |

**6 CHARTEREAU Alexia**



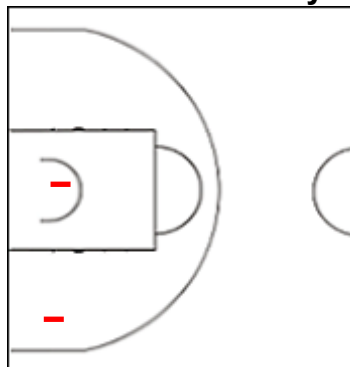
|             | M / A | %   |
|-------------|-------|-----|
| Fied Goals  | 3 / 7 | 43  |
| 2 Points    | 1 / 4 | 25  |
| 3 Points    | 2 / 3 | 67  |
| Free Throws | 3 / 3 | 100 |

**12 RUPERT Iliana**



|             | M / A | %  |
|-------------|-------|----|
| Fied Goals  | 5 / 8 | 63 |
| 2 Points    | 2 / 4 | 50 |
| 3 Points    | 3 / 4 | 75 |
| Free Throws | 0 / 0 | 0  |

**15 WILLIAMS Gabby**



|             | M / A | %  |
|-------------|-------|----|
| Fied Goals  | 4 / 8 | 50 |
| 2 Points    | 1 / 3 | 33 |
| 3 Points    | 3 / 5 | 60 |
| Free Throws | 0 / 0 | 0  |

**GLOBAL PARTNERS**

**Shot Chart**

**FRA 77 vs 66 MLI**

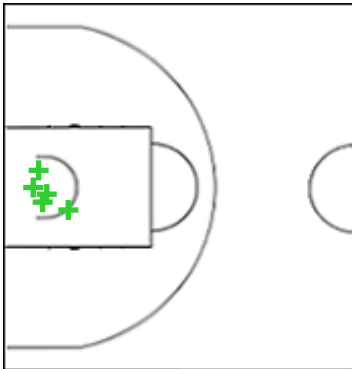
(23-18, 21-17, 14-12, 19-19)

Scoring by 5 min intervals:

|            | Q1 |    | Q2 |    | Q3 |    | Q4 |    |
|------------|----|----|----|----|----|----|----|----|
| <b>FRA</b> | 8  | 23 | 33 | 44 | 51 | 58 | 68 | 77 |
| <b>MLI</b> | 9  | 18 | 25 | 35 | 41 | 47 | 55 | 66 |

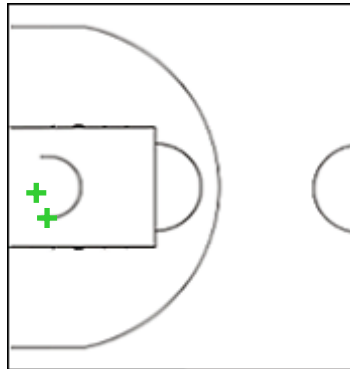
**FRA - France**

**16 CIAK Helena**



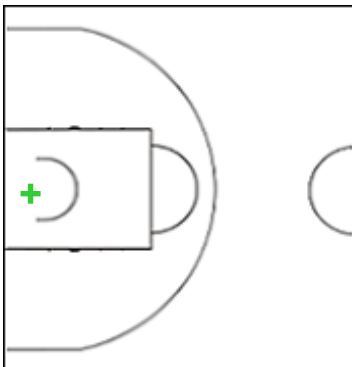
|             | M / A | %   |
|-------------|-------|-----|
| Fied Goals  | 5 / 5 | 100 |
| 2 Points    | 5 / 5 | 100 |
| 3 Points    | 0 / 0 | 0   |
| Free Throws | 0 / 0 | 0   |

**22 BADIANE Marieme**



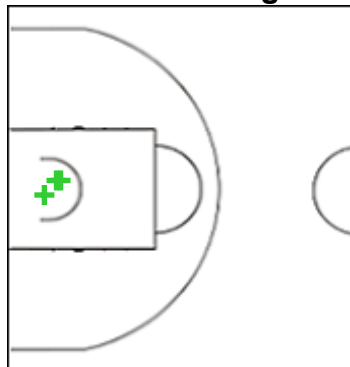
|             | M / A | %   |
|-------------|-------|-----|
| Fied Goals  | 2 / 4 | 50  |
| 2 Points    | 2 / 2 | 100 |
| 3 Points    | 0 / 2 | 0   |
| Free Throws | 0 / 0 | 0   |

**23 JOHANNES Marine**



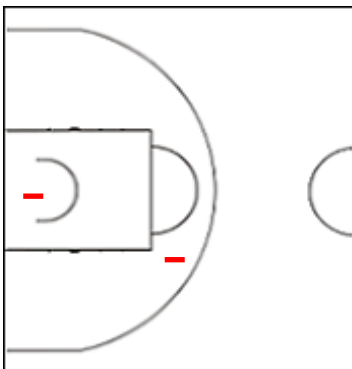
|             | M / A | %   |
|-------------|-------|-----|
| Fied Goals  | 4 / 8 | 50  |
| 2 Points    | 1 / 1 | 100 |
| 3 Points    | 3 / 7 | 43  |
| Free Throws | 0 / 0 | 0   |

**44 TOURE Mamignan**



|             | M / A | %   |
|-------------|-------|-----|
| Fied Goals  | 5 / 5 | 100 |
| 2 Points    | 3 / 3 | 100 |
| 3 Points    | 2 / 2 | 100 |
| Free Throws | 2 / 2 | 100 |

**88 CHEVAUGEON Sara**



|             | M / A | % |
|-------------|-------|---|
| Fied Goals  | 0 / 2 | 0 |
| 2 Points    | 0 / 2 | 0 |
| 3 Points    | 0 / 0 | 0 |
| Free Throws | 0 / 0 | 0 |

**GLOBAL PARTNERS**

**Shot Chart**

**FRA 77 vs 66 MLI**

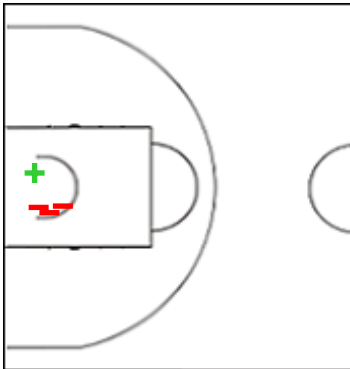
(23-18, 21-17, 14-12, 19-19)

Scoring by 5 min intervals:

|            | Q1 |    | Q2 |    | Q3 |    | Q4 |    |
|------------|----|----|----|----|----|----|----|----|
| <b>FRA</b> | 8  | 23 | 33 | 44 | 51 | 58 | 68 | 77 |
| <b>MLI</b> | 9  | 18 | 25 | 35 | 41 | 47 | 55 | 66 |

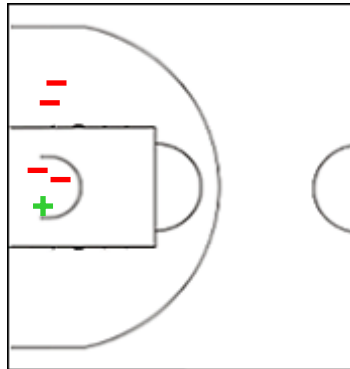
**MLI - Mali**

**1 COULIBALY Kankou**



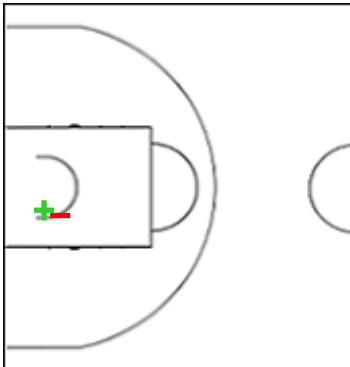
|             | M / A | %  |
|-------------|-------|----|
| Fied Goals  | 1 / 6 | 17 |
| 2 Points    | 1 / 4 | 25 |
| 3 Points    | 0 / 2 | 0  |
| Free Throws | 2 / 3 | 67 |

**2 SANGARE Aminata Brahima**



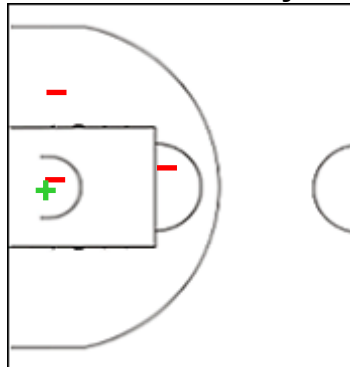
|             | M / A | %  |
|-------------|-------|----|
| Fied Goals  | 1 / 6 | 17 |
| 2 Points    | 1 / 5 | 20 |
| 3 Points    | 0 / 1 | 0  |
| Free Throws | 0 / 0 | 0  |

**4 TRAORE Nassira**



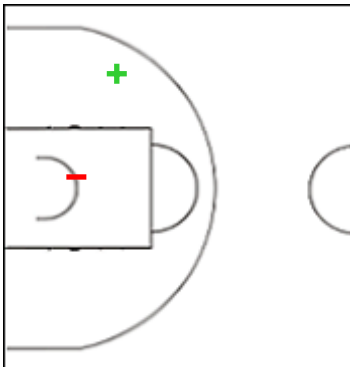
|             | M / A | %  |
|-------------|-------|----|
| Fied Goals  | 1 / 2 | 50 |
| 2 Points    | 1 / 2 | 50 |
| 3 Points    | 0 / 0 | 0  |
| Free Throws | 0 / 0 | 0  |

**8 GANDEGA Touty**



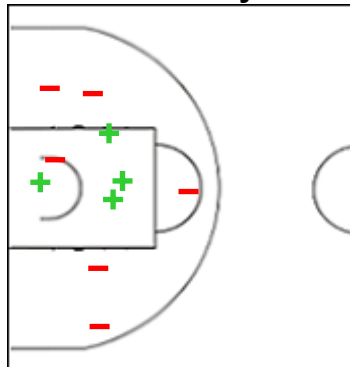
|             | M / A  | %  |
|-------------|--------|----|
| Fied Goals  | 2 / 11 | 18 |
| 2 Points    | 1 / 4  | 25 |
| 3 Points    | 1 / 7  | 14 |
| Free Throws | 0 / 0  | 0  |

**12 COULIBALY Adama**



|             | M / A | %   |
|-------------|-------|-----|
| Fied Goals  | 2 / 3 | 67  |
| 2 Points    | 1 / 2 | 50  |
| 3 Points    | 1 / 1 | 100 |
| Free Throws | 0 / 0 | 0   |

**13 TIRERA Meiya**



|             | M / A  | %  |
|-------------|--------|----|
| Fied Goals  | 4 / 12 | 33 |
| 2 Points    | 4 / 10 | 40 |
| 3 Points    | 0 / 2  | 0  |
| Free Throws | 0 / 2  | 0  |

**GLOBAL PARTNERS**



**Shot Chart**

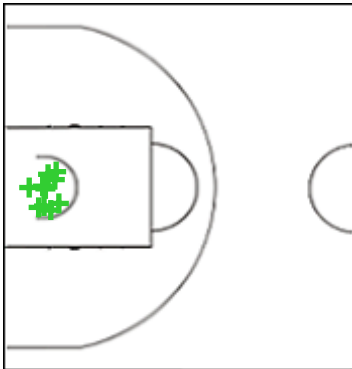
**FRA 77 vs 66 MLI**  
(23-18, 21-17, 14-12, 19-19)

Scoring by 5 min intervals:

|            | Q1 |    | Q2 |    | Q3 |    | Q4 |    |
|------------|----|----|----|----|----|----|----|----|
| <b>FRA</b> | 8  | 23 | 33 | 44 | 51 | 58 | 68 | 77 |
| <b>MLI</b> | 9  | 18 | 25 | 35 | 41 | 47 | 55 | 66 |

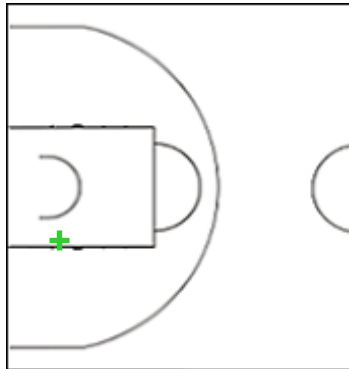
**MLI - Mali**

**14 KONE Sika**



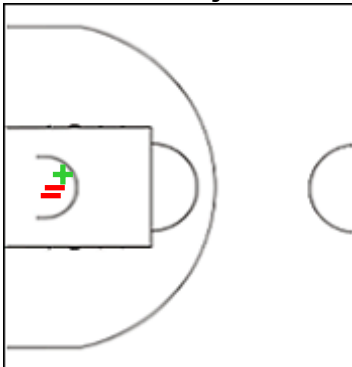
|                    | M / A   | %   |
|--------------------|---------|-----|
| <b>Fied Goals</b>  | 10 / 10 | 100 |
| <b>2 Points</b>    | 10 / 10 | 100 |
| <b>3 Points</b>    | 0 / 0   | 0   |
| <b>Free Throws</b> | 6 / 8   | 75  |

**15 TRAORE Aminata**



|                    | M / A | %   |
|--------------------|-------|-----|
| <b>Fied Goals</b>  | 1 / 1 | 100 |
| <b>2 Points</b>    | 1 / 1 | 100 |
| <b>3 Points</b>    | 0 / 0 | 0   |
| <b>Free Throws</b> | 0 / 0 | 0   |

**50 N'DIAYE Djeneba**



|                    | M / A  | %  |
|--------------------|--------|----|
| <b>Fied Goals</b>  | 2 / 7  | 29 |
| <b>2 Points</b>    | 1 / 3  | 33 |
| <b>3 Points</b>    | 1 / 4  | 25 |
| <b>Free Throws</b> | 7 / 10 | 70 |

**GLOBAL PARTNERS**



**Shot Chart**

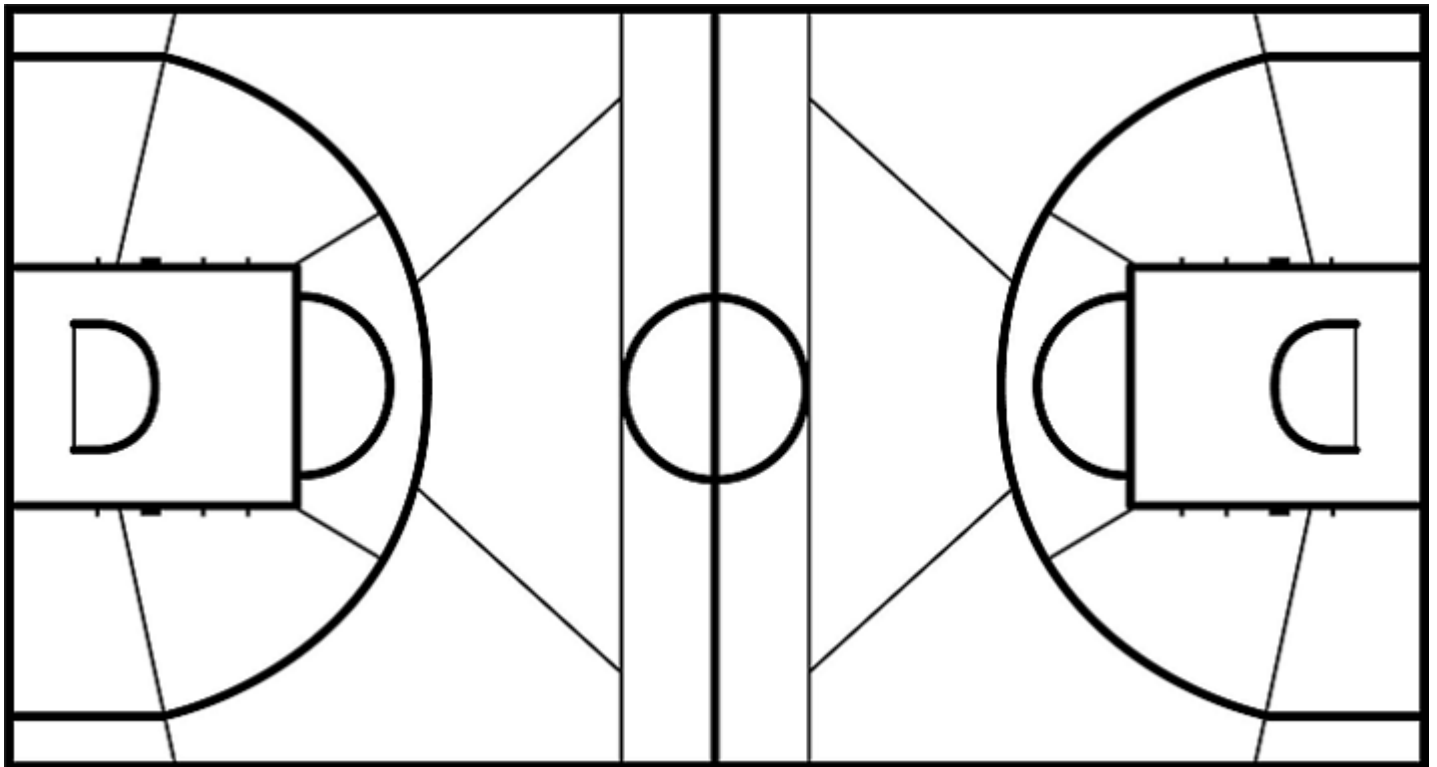
**FRA 77 vs 66 MLI**  
(23-18, 21-17, 14-12, 19-19)

Scoring by 5 min intervals:

|            | Q1 |    | Q2 |    | Q3 |    | Q4 |    |
|------------|----|----|----|----|----|----|----|----|
| <b>FRA</b> | 8  | 23 | 33 | 44 | 51 | 58 | 68 | 77 |
| <b>MLI</b> | 9  | 18 | 25 | 35 | 41 | 47 | 55 | 66 |

**FRA - France**

**MLI - Mali**



|                    | M / A   | %   |
|--------------------|---------|-----|
| <b>Fied Goals</b>  | 29 / 56 | 52  |
| <b>2 Points</b>    | 15 / 29 | 52  |
| <b>3 Points</b>    | 14 / 27 | 52  |
| <b>Free Throws</b> | 5 / 5   | 100 |

| %  | M / A   |                    |
|----|---------|--------------------|
| 41 | 24 / 58 | <b>Fied Goals</b>  |
| 51 | 21 / 41 | <b>2 Points</b>    |
| 18 | 3 / 17  | <b>3 Points</b>    |
| 65 | 15 / 23 | <b>Free Throws</b> |

**GLOBAL PARTNERS**

