

Shot Chart

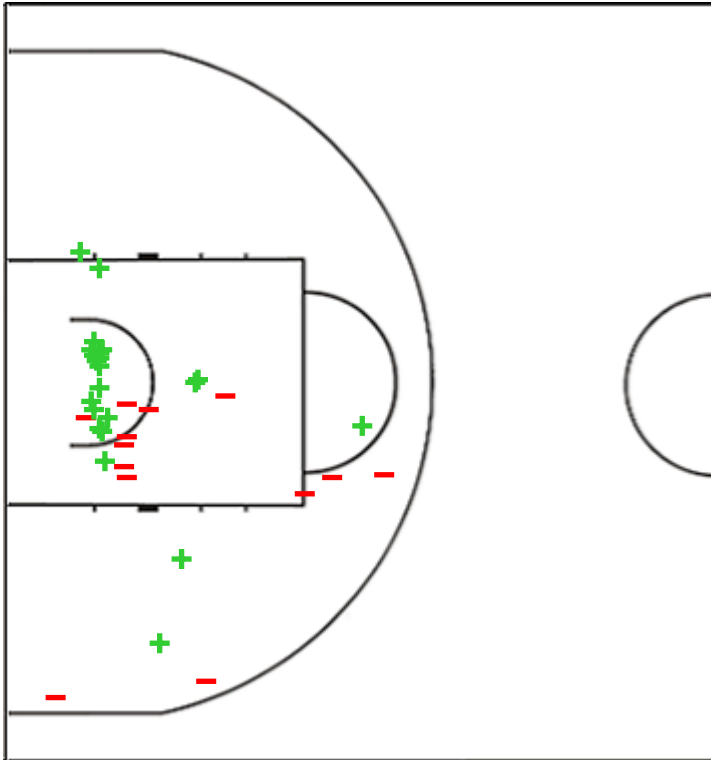
CHN 85 vs 71 FRA

(25-25, 25-14, 16-19, 19-13)

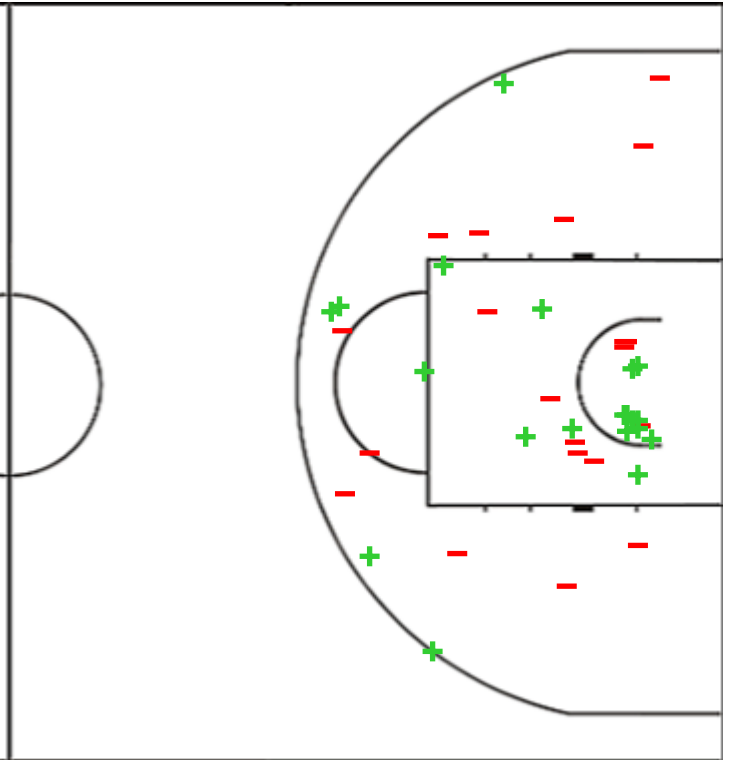
Scoring by 5 min intervals:

	Q1		Q2		Q3		Q4	
CHN	9	25	39	50	57	66	73	85
FRA	12	25	34	39	54	58	66	71

CHN - People 's Republic of China



FRA - France



CHN	M / A	%
Fied Goals	32 / 59	54
2 Points	22 / 35	63
3 Points	10 / 24	42
Free Throws	11 / 17	65

%	M / A	FRA
44	28 / 64	Fied Goals
50	20 / 40	2 Points
33	8 / 24	3 Points
70	7 / 10	Free Throws

GLOBAL PARTNERS



Shot Chart

CHN 85 vs 71 FRA

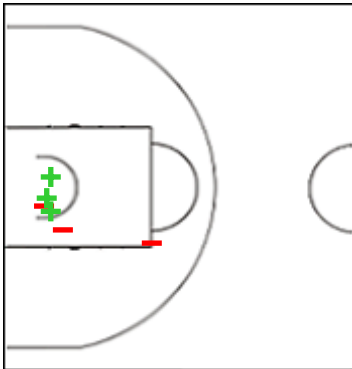
(25-25, 25-14, 16-19, 19-13)

Scoring by 5 min intervals:

	Q1		Q2		Q3		Q4	
CHN	9	25	39	50	57	66	73	85
FRA	12	25	34	39	54	58	66	71

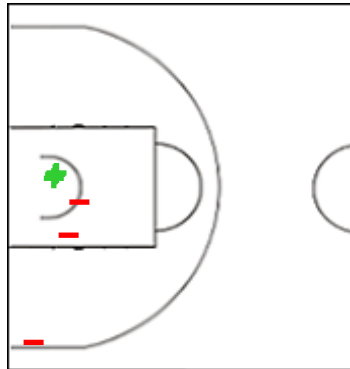
CHN - People 's Republic of China

4 LI Yuan



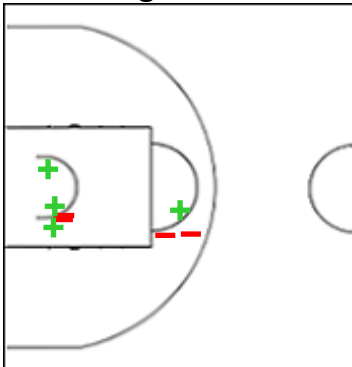
	M / A	%
Fied Goals	4 / 9	44
2 Points	3 / 6	50
3 Points	1 / 3	33
Free Throws	1 / 2	50

7 YANG Liwei



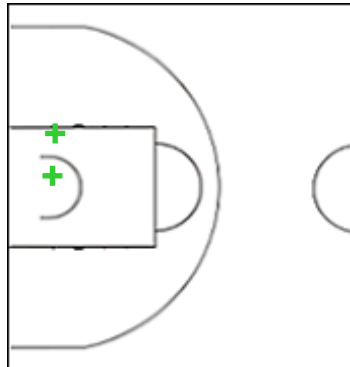
	M / A	%
Fied Goals	4 / 9	44
2 Points	3 / 6	50
3 Points	1 / 3	33
Free Throws	2 / 4	50

9 LI Meng



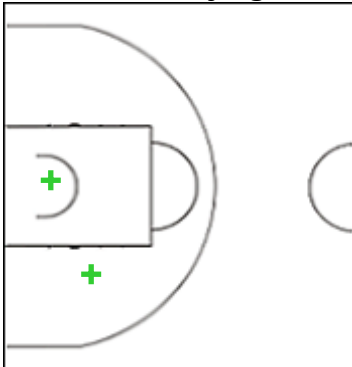
	M / A	%
Fied Goals	8 / 16	50
2 Points	4 / 8	50
3 Points	4 / 8	50
Free Throws	3 / 4	75

10 ZHANG Ru



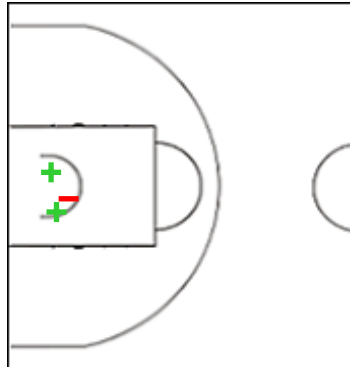
	M / A	%
Fied Goals	2 / 2	100
2 Points	2 / 2	100
3 Points	0 / 0	0
Free Throws	0 / 0	0

11 HUANG Sijing



	M / A	%
Fied Goals	6 / 11	55
2 Points	2 / 2	100
3 Points	4 / 9	44
Free Throws	2 / 2	100

14 LI Yueru



	M / A	%
Fied Goals	2 / 3	67
2 Points	2 / 3	67
3 Points	0 / 0	0
Free Throws	1 / 2	50

GLOBAL PARTNERS

Shot Chart

CHN 85 vs 71 FRA

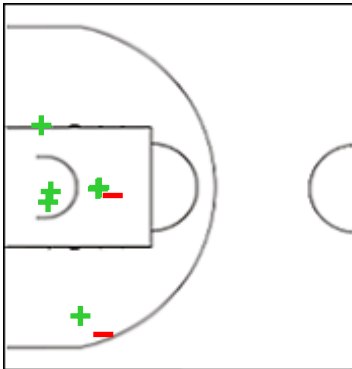
(25-25, 25-14, 16-19, 19-13)

Scoring by 5 min intervals:

	Q1		Q2		Q3		Q4	
CHN	9	25	39	50	57	66	73	85
FRA	12	25	34	39	54	58	66	71

CHN - People 's Republic of China

15 HAN Xu



	M / A	%
Fied Goals	6 / 8	75
2 Points	6 / 8	75
3 Points	0 / 0	0
Free Throws	1 / 1	100

GLOBAL PARTNERS



Shot Chart

CHN 85 vs 71 FRA

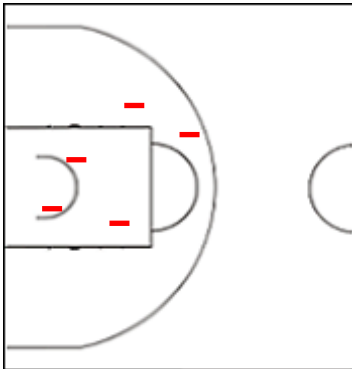
(25-25, 25-14, 16-19, 19-13)

Scoring by 5 min intervals:

	Q1		Q2		Q3		Q4	
CHN	9	25	39	50	57	66	73	85
FRA	12	25	34	39	54	58	66	71

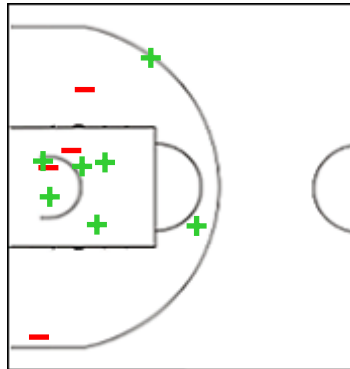
FRA - France

1 BERKANI Lisa



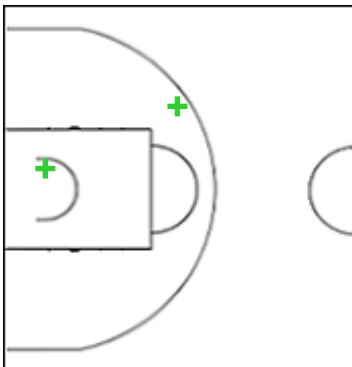
	M / A	%
Fied Goals	1 / 7	14
2 Points	0 / 5	0
3 Points	1 / 2	50
Free Throws	0 / 0	0

4 FAUTHOUX Marine



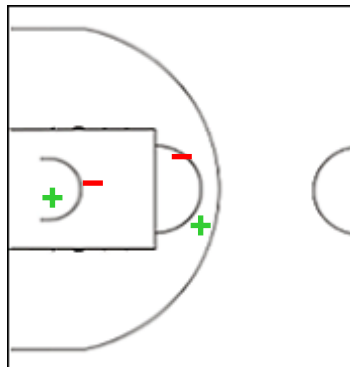
	M / A	%
Fied Goals	8 / 15	53
2 Points	7 / 11	64
3 Points	1 / 4	25
Free Throws	2 / 3	67

6 CHARTEREAU Alexia



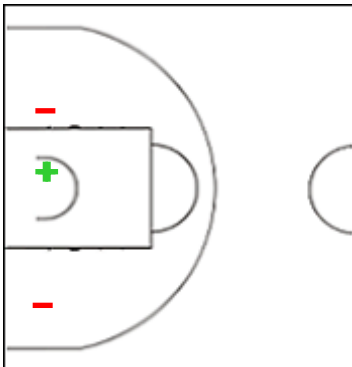
	M / A	%
Fied Goals	3 / 5	60
2 Points	2 / 2	100
3 Points	1 / 3	33
Free Throws	3 / 4	75

10 MICHEL Sarah



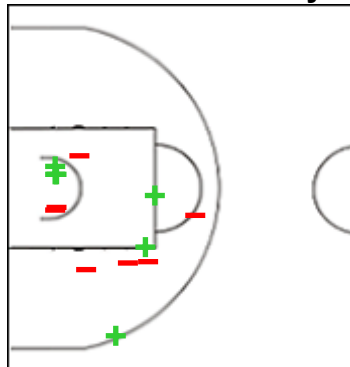
	M / A	%
Fied Goals	3 / 8	38
2 Points	2 / 4	50
3 Points	1 / 4	25
Free Throws	0 / 0	0

12 RUPERT Iliana



	M / A	%
Fied Goals	3 / 7	43
2 Points	2 / 4	50
3 Points	1 / 3	33
Free Throws	0 / 0	0

15 WILLIAMS Gabby



	M / A	%
Fied Goals	7 / 17	41
2 Points	6 / 13	46
3 Points	1 / 4	25
Free Throws	2 / 3	67

GLOBAL PARTNERS

Shot Chart

CHN 85 vs 71 FRA

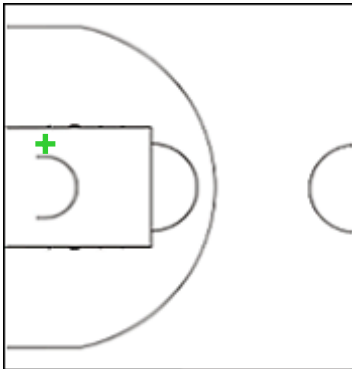
(25-25, 25-14, 16-19, 19-13)

Scoring by 5 min intervals:

	Q1		Q2		Q3		Q4	
CHN	9	25	39	50	57	66	73	85
FRA	12	25	34	39	54	58	66	71

FRA - France

16 CIAK Helena



	M / A	%
Fied Goals	1 / 1	100
2 Points	1 / 1	100
3 Points	0 / 0	0
Free Throws	0 / 0	0

GLOBAL PARTNERS



Shot Chart

CHN 85 vs 71 FRA

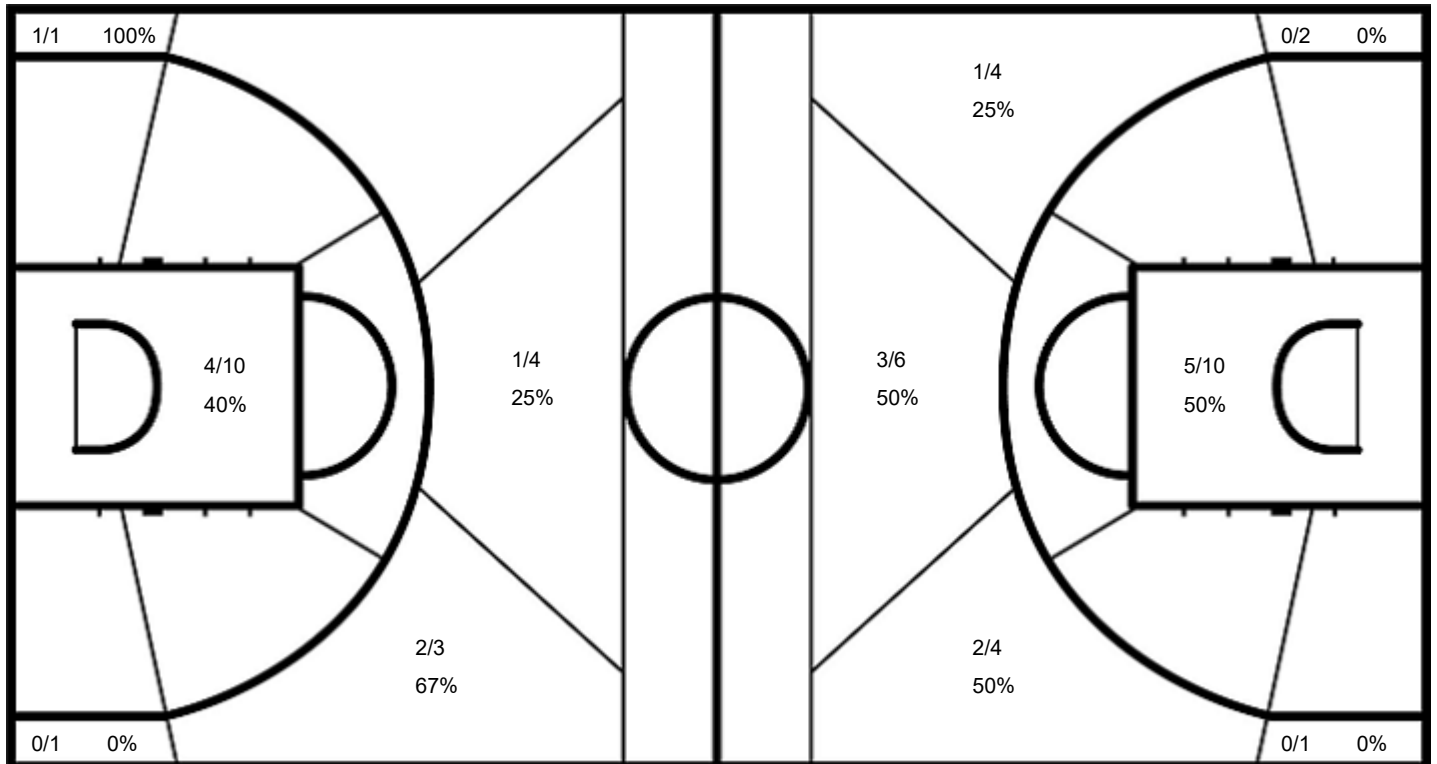
(25-25, 25-14, 16-19, 19-13)

Scoring by 5 min intervals:

	Q1		Q2		Q3		Q4	
CHN	9	25	39	50	57	66	73	85
FRA	12	25	34	39	54	58	66	71

CHN - People 's Republic of China

FRA - France



	M / A	%
Fied Goals	32 / 59	54
2 Points	22 / 35	63
3 Points	10 / 24	42
Free Throws	11 / 17	65

%	M / A	
44	28 / 64	Fied Goals
50	20 / 40	2 Points
33	8 / 24	3 Points
70	7 / 10	Free Throws

GLOBAL PARTNERS

