

## TOURNAMENT SUMMARY

### Group Phase - Group A

Phase	Game No	Teams	Date	Start Time	Location	Attendance	Final	Q1	Q2	Q3	Q4
Group Phase	1	BOL vs BRA	Sun 03 Apr	16:00	Estadio Obras Sanitarias	0	59-78	13-19	13-24	20-23	13-12
	2	ECU vs ARG	Sun 03 Apr	19:00	Estadio Obras Sanitarias	0	44-58	9-6	10-19	13-14	12-19

Group A							Games			Points		Diff.	Bonus / Penalty	Class. Points
Rank		BRA	ARG	ECU	BOL	PAR	Played	Won	Lost	For	Agn			
1	BRA		05 Apr	07 Apr	78-59	06 Apr	1	1	0	78	59	+19		2
2	ARG	05 Apr		58-44	04 Apr	07 Apr	1	1	0	58	44	+14		2
3	ECU	07 Apr	44-58		06 Apr	04 Apr	1	0	1	44	58	-14		1
4	BOL	59-78	04 Apr	06 Apr		05 Apr	1	0	1	59	78	-19		1
5	PAR	06 Apr	07 Apr	04 Apr	05 Apr		0	0	0	0	0	+0		0

Legend :							
Class.	Classification	Diff.	Difference	DSQ	Disqualified	GP	Games played
OTx	Overtime	Qx	Quarter Time	W/L	Win/Loss		

## TOURNAMENT SUMMARY

### Final



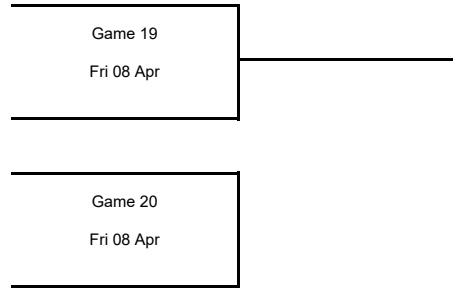
Rank	Team	GP	W/L
1	F/24/[POS]1		
2	F/24/[POS]2		
3	3PG/23/ [POS]1		
4	3PG/23/ [POS]2		
5	CL0506/22/ [POS]1		
6	CL0506/22/ [POS]2		
7	CL0708/21/ [POS]1		
8	CL0708/21/ [POS]2		
9	GP/A/ [POS]5		

### 3rd Place Game




## TOURNAMENT SUMMARY

### Semi-Finals

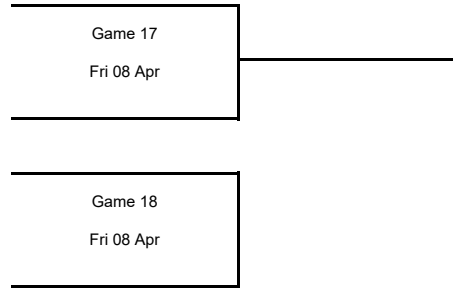


### Semi-Finals




## TOURNAMENT SUMMARY

### Classification 5-8

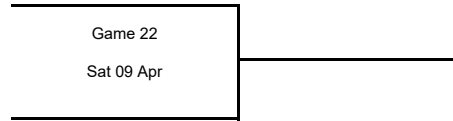


### Classification 5-8



## TOURNAMENT SUMMARY

### Classification 5-6



### Classification 7-8

