

## Shot Chart

### RGVV 70 vs 91 SPFC

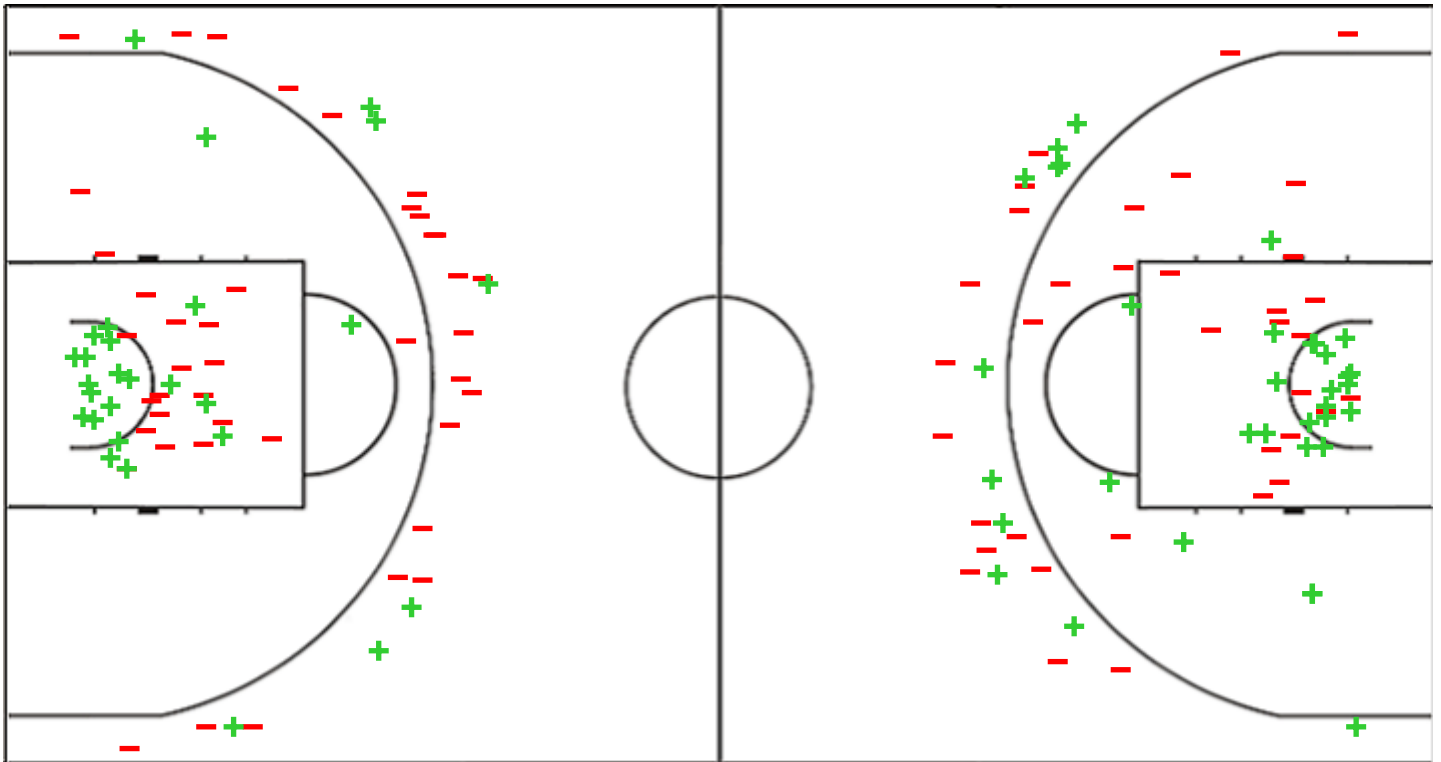
(18-24, 12-22, 14-22, 26-23)

Scoring by 5 min intervals:

	Q1		Q2		Q3		Q4	
<b>RGVV</b>	9	18	20	30	34	44	53	70
<b>São Paulo</b>	15	24	33	46	58	68	81	91

**RGVV - Rio Grande Valley Vipers**

**SPFC - São Paulo Futebol Clube**



RGVV	M / A	%
Fied Goals	28 / 70	40
2 Points	21 / 40	53
3 Points	7 / 30	23
Free Throws	7 / 16	44

%	M / A	SPFC
49	35 / 71	Fied Goals
53	24 / 45	2 Points
42	11 / 26	3 Points
83	10 / 12	Free Throws

## Shot Chart

### RGV 70 vs 91 SPFC

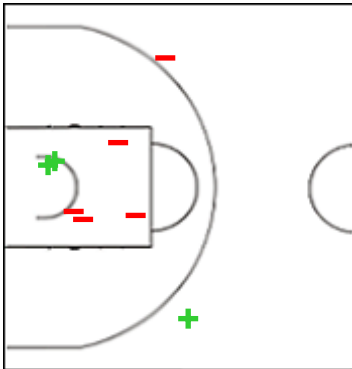
(18-24, 12-22, 14-22, 26-23)

Scoring by 5 min intervals:

	Q1		Q2		Q3		Q4	
<b>RGVV</b>	9	18	20	30	34	44	53	70
<b>São Paulo</b>	15	24	33	46	58	68	81	91

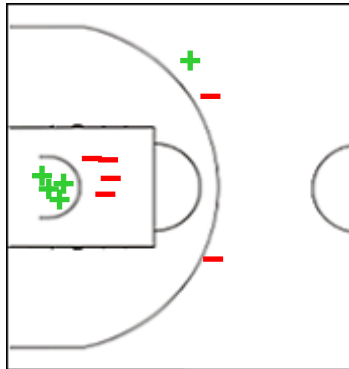
### RGVV - Rio Grande Valley Vipers

#### 00 LECQUE Jalen



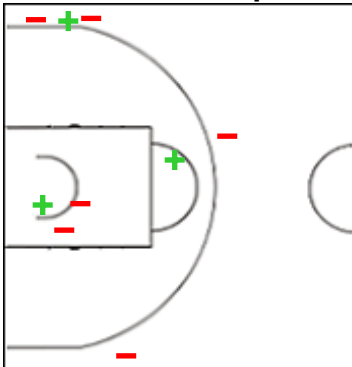
	M / A	%
Fied Goals	3 / 8	38
2 Points	2 / 6	33
3 Points	1 / 2	50
Free Throws	3 / 7	43

#### 3 STANLEY Cassius



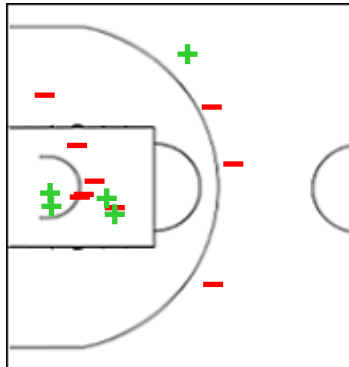
	M / A	%
Fied Goals	5 / 11	45
2 Points	4 / 8	50
3 Points	1 / 3	33
Free Throws	2 / 5	40

#### 7 HERON Mustapha



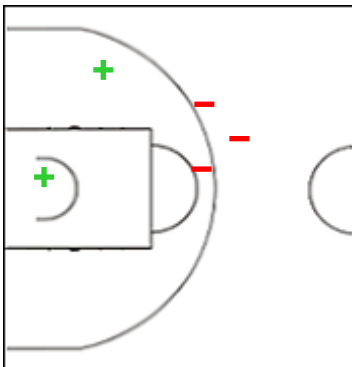
	M / A	%
Fied Goals	3 / 9	33
2 Points	2 / 4	50
3 Points	1 / 5	20
Free Throws	0 / 0	0

#### 8 CULVER Jarrett



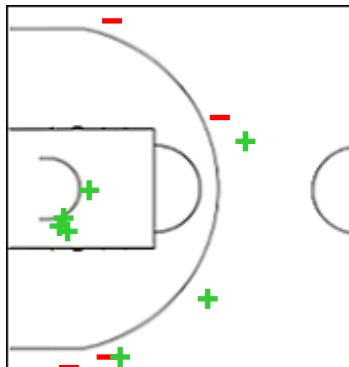
	M / A	%
Fied Goals	5 / 14	36
2 Points	4 / 10	40
3 Points	1 / 4	25
Free Throws	0 / 0	0

#### 10 GORDON Eron



	M / A	%
Fied Goals	2 / 5	40
2 Points	2 / 2	100
3 Points	0 / 3	0
Free Throws	1 / 2	50

#### 18 OCCEUS Shawn



	M / A	%
Fied Goals	7 / 11	64
2 Points	4 / 4	100
3 Points	3 / 7	43
Free Throws	0 / 0	0

## Shot Chart

### RGV 70 vs 91 SPFC

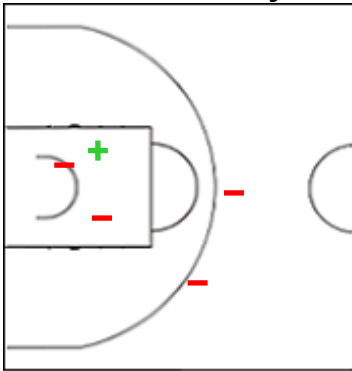
(18-24, 12-22, 14-22, 26-23)

Scoring by 5 min intervals:

	Q1		Q2		Q3		Q4	
<b>RGV</b>	9	18	20	30	34	44	53	70
<b>São Paulo</b>	15	24	33	46	58	68	81	91

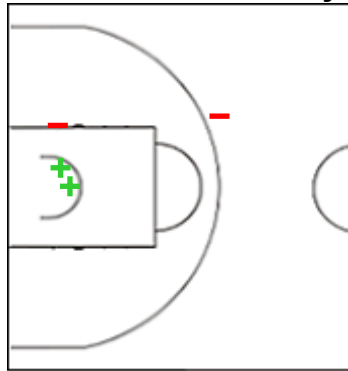
### RGV - Rio Grande Valley Vipers

#### 26 SPALDING Ray



	M / A	%
<b>Fied Goals</b>	1 / 5	20
<b>2 Points</b>	1 / 3	33
<b>3 Points</b>	0 / 2	0
<b>Free Throws</b>	0 / 0	0

#### 97 STEWART JR Wayne



	M / A	%
<b>Fied Goals</b>	2 / 4	50
<b>2 Points</b>	2 / 3	67
<b>3 Points</b>	0 / 1	0
<b>Free Throws</b>	0 / 0	0

## Shot Chart

### RGV 70 vs 91 SPFC

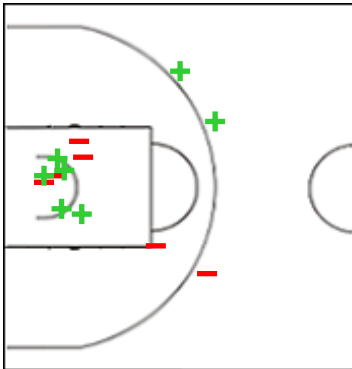
(18-24, 12-22, 14-22, 26-23)

Scoring by 5 min intervals:

	Q1		Q2		Q3		Q4	
<b>RGV</b>	9	18	20	30	34	44	53	70
<b>São Paulo</b>	15	24	33	46	58	68	81	91

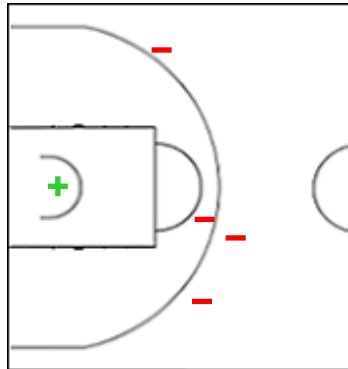
### SPFC - São Paulo Futebol Clube

#### 3 BENNETT Corderro



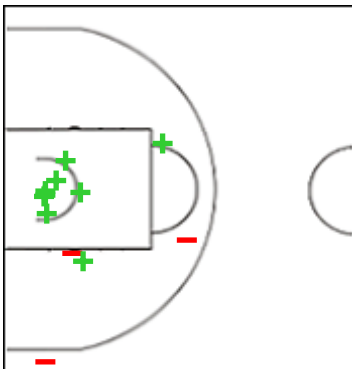
	M / A	%
Fied Goals	7 / 13	54
2 Points	5 / 10	50
3 Points	2 / 3	67
Free Throws	0 / 1	0

#### 5 CORAZZA Elio



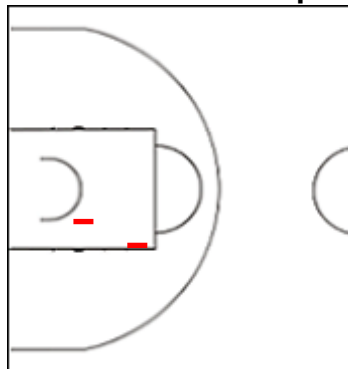
	M / A	%
Fied Goals	1 / 5	20
2 Points	1 / 2	50
3 Points	0 / 3	0
Free Throws	0 / 0	0

#### 7 DA SILVA Tulio



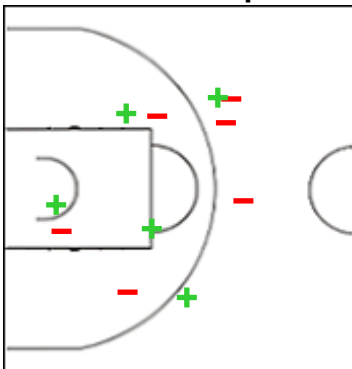
	M / A	%
Fied Goals	9 / 12	75
2 Points	9 / 11	82
3 Points	0 / 1	0
Free Throws	1 / 2	50

#### 10 COELHO Henrique



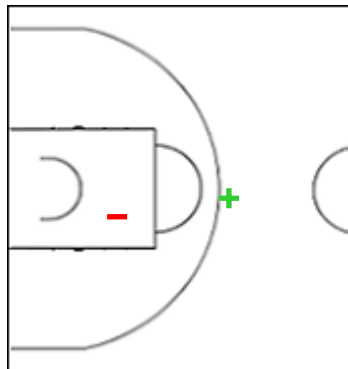
	M / A	%
Fied Goals	0 / 2	0
2 Points	0 / 2	0
3 Points	0 / 0	0
Free Throws	2 / 2	100

#### 11 SOUSA Marquinhos



	M / A	%
Fied Goals	5 / 11	45
2 Points	3 / 6	50
3 Points	2 / 5	40
Free Throws	2 / 2	100

#### 22 SILVA Ralfi



	M / A	%
Fied Goals	1 / 2	50
2 Points	0 / 1	0
3 Points	1 / 1	100
Free Throws	0 / 0	0

# 2023 FIBA Intercontinental Cup 2023

Venue: Santiago Martin Arena  
 Game Date: FRI 10 FEB 2023  
 Game Time: 18:00

Game No: 1  
 Attendance: 0  
 Game Duration: 01:38

## RGVV 70 vs 91 SPFC

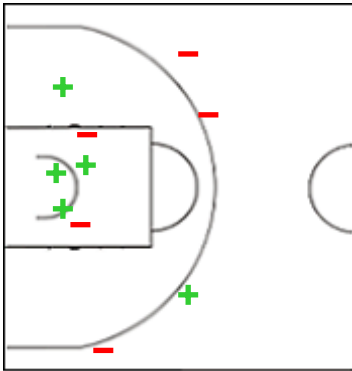
(18-24, 12-22, 14-22, 26-23)

Scoring by 5 min intervals:

	Q1		Q2		Q3		Q4	
<b>RGVV</b>	9	18	20	30	34	44	53	70
<b>São Paulo</b>	15	24	33	46	58	68	81	91

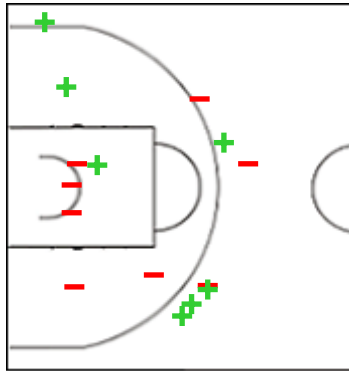
### SPFC - São Paulo Futebol Clube

#### 23 SIEWERT Lucas



	M / A	%
<b>Fied Goals</b>	5 / 10	50
<b>2 Points</b>	4 / 6	67
<b>3 Points</b>	1 / 4	25
<b>Free Throws</b>	0 / 0	0

#### 33 MILLER Malcolm



	M / A	%
<b>Fied Goals</b>	7 / 15	47
<b>2 Points</b>	2 / 7	29
<b>3 Points</b>	5 / 8	63
<b>Free Throws</b>	5 / 5	100

## Shot Chart

### RGVV 70 vs 91 SPFC

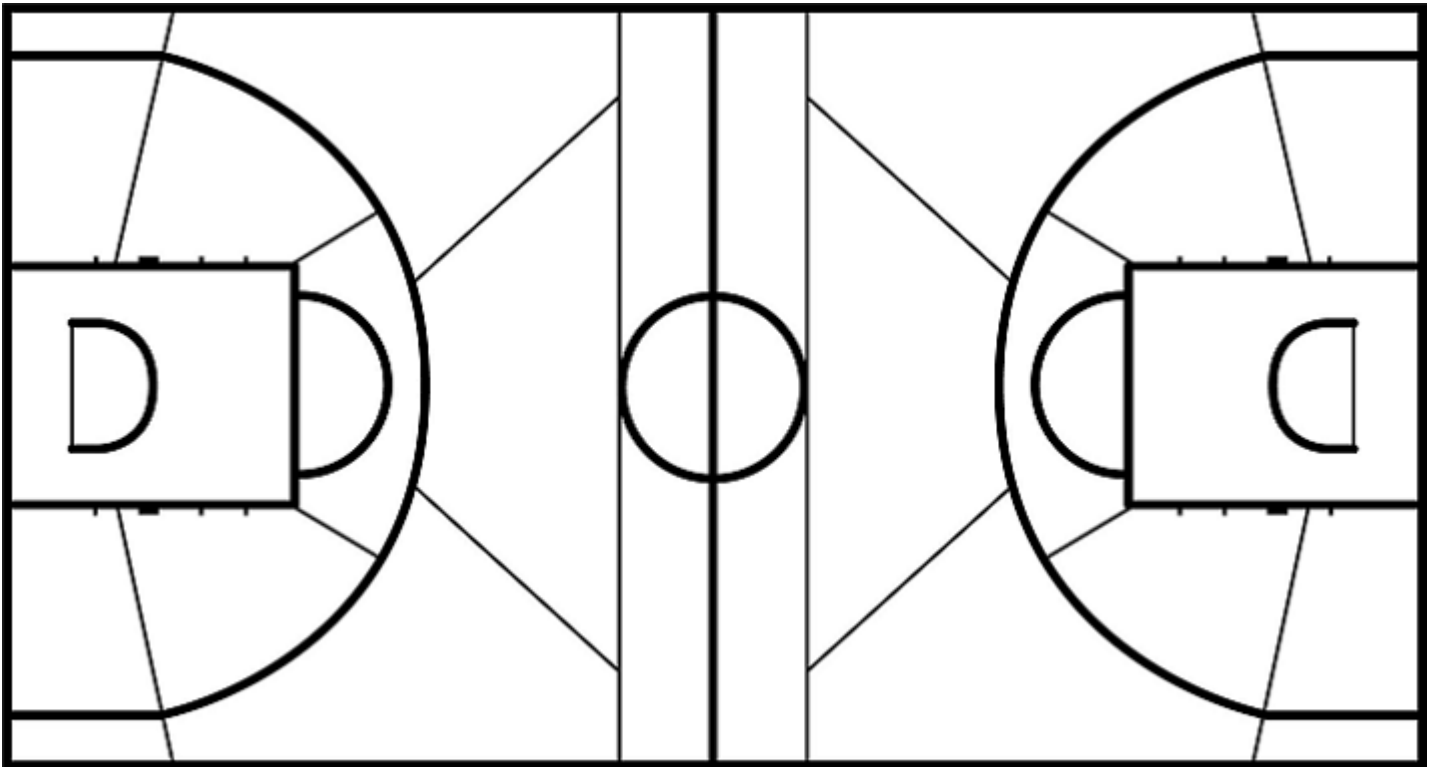
(18-24, 12-22, 14-22, 26-23)

Scoring by 5 min intervals:

	Q1		Q2		Q3		Q4	
<b>RGVV</b>	9	18	20	30	34	44	53	70
<b>São Paulo</b>	15	24	33	46	58	68	81	91

RGVV - Rio Grande Valley Vipers

SPFC - São Paulo Futebol Clube



	M / A	%
<b>Fied Goals</b>	28 / 70	40
<b>2 Points</b>	21 / 40	53
<b>3 Points</b>	7 / 30	23
<b>Free Throws</b>	7 / 16	44

%	M / A	
49	35 / 71	<b>Fied Goals</b>
53	24 / 45	<b>2 Points</b>
42	11 / 26	<b>3 Points</b>
83	10 / 12	<b>Free Throws</b>