

Shot Chart

SPFC 68 vs 89 LNTF

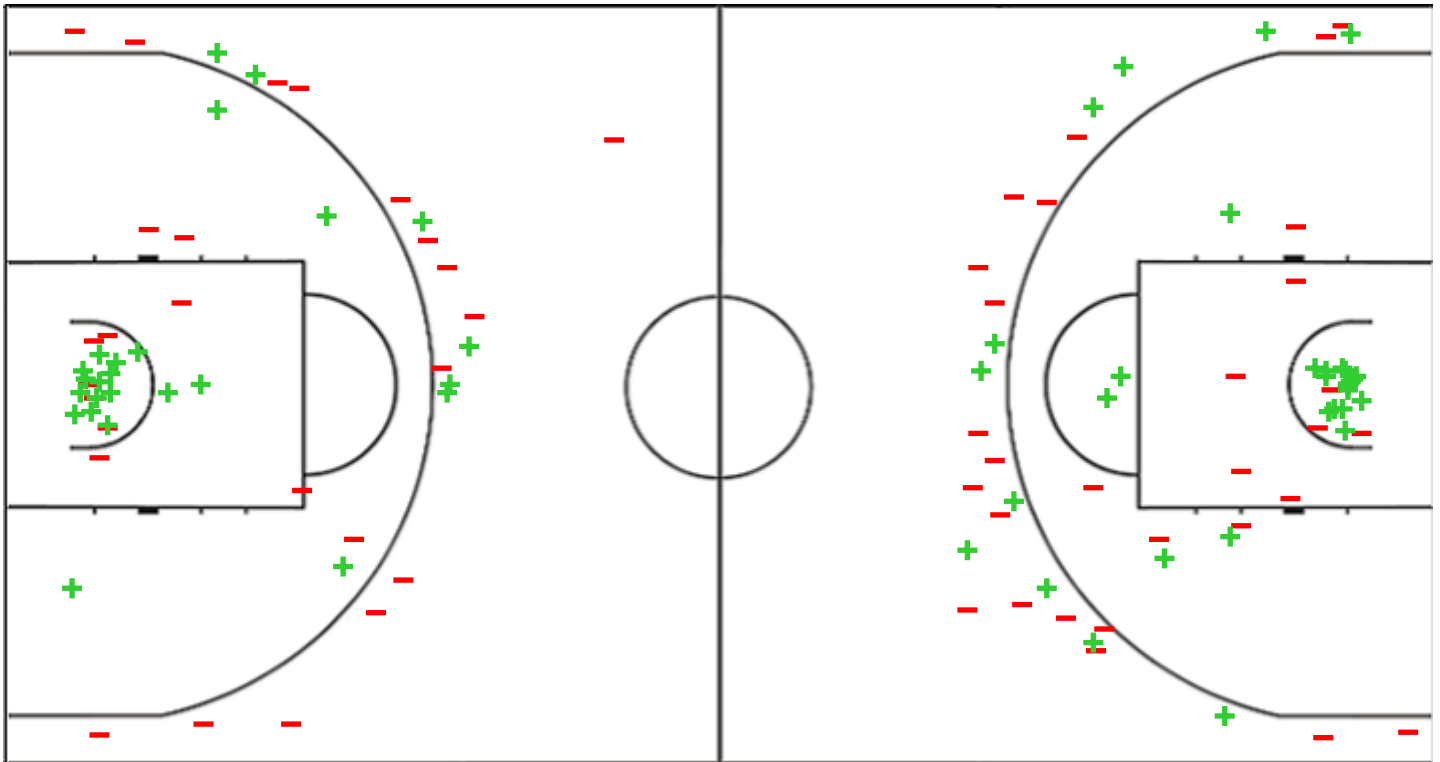
(19-25, 16-18, 18-22, 15-24)

Scoring by 5 min intervals:

	Q1		Q2		Q3		Q4	
São Paulo	8	19	25	35	38	53	61	68
LNTF	12	25	35	43	54	65	77	89

SPFC - São Paulo Futebol Clube

LNTF - Lenovo Tenerife



SPFC	M / A	%
Fied Goals	25 / 52	48
2 Points	19 / 31	61
3 Points	6 / 21	29
Free Throws	12 / 15	80

%	M / A	LNTF
50	31 / 62	Fied Goals
61	20 / 33	2 Points
38	11 / 29	3 Points
76	16 / 21	Free Throws

Shot Chart

SPFC 68 vs 89 LNTF

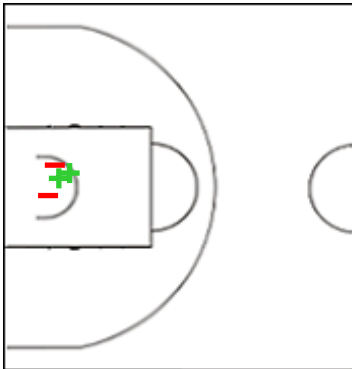
(19-25, 16-18, 18-22, 15-24)

Scoring by 5 min intervals:

	Q1		Q2		Q3		Q4	
São Paulo	8	19	25	35	38	53	61	68
LNTF	12	25	35	43	54	65	77	89

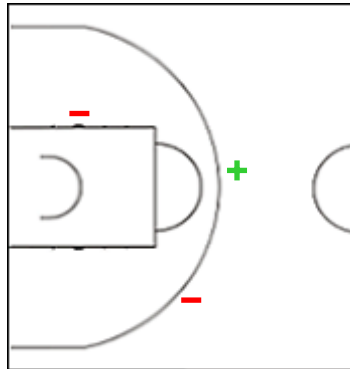
SPFC - São Paulo Futebol Clube

3 BENNETT Corderro



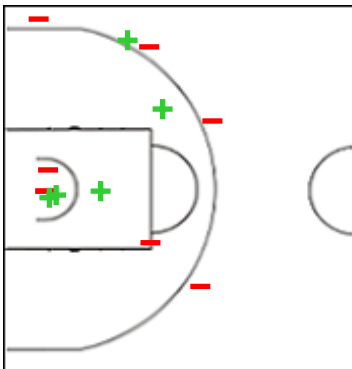
	M / A	%
Fied Goals	2 / 4	50
2 Points	2 / 4	50
3 Points	0 / 0	0
Free Throws	2 / 2	100

5 CORAZZA Elio



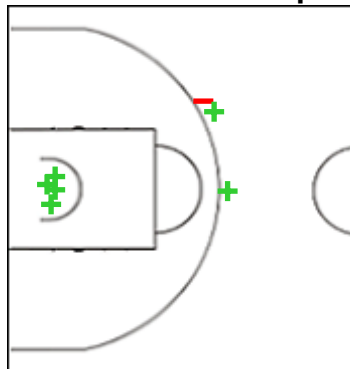
	M / A	%
Fied Goals	1 / 3	33
2 Points	0 / 1	0
3 Points	1 / 2	50
Free Throws	0 / 0	0

7 DA SILVA Tulio



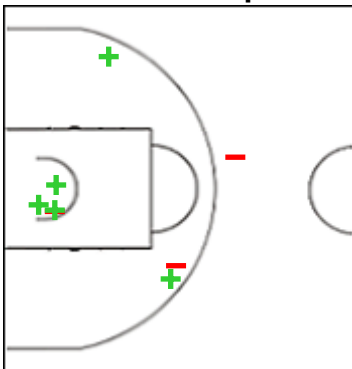
	M / A	%
Fied Goals	5 / 13	38
2 Points	4 / 8	50
3 Points	1 / 5	20
Free Throws	2 / 3	67

10 COELHO Henrique



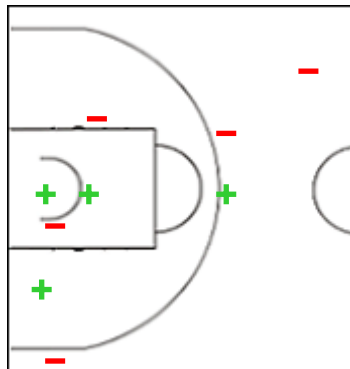
	M / A	%
Fied Goals	6 / 7	86
2 Points	4 / 4	100
3 Points	2 / 3	67
Free Throws	4 / 6	67

11 SOUSA Marquinhos



	M / A	%
Fied Goals	5 / 8	63
2 Points	5 / 7	71
3 Points	0 / 1	0
Free Throws	2 / 2	100

22 SILVA Ralfi



	M / A	%
Fied Goals	4 / 9	44
2 Points	3 / 5	60
3 Points	1 / 4	25
Free Throws	0 / 0	0

Shot Chart

SPFC 68 vs 89 LNTF

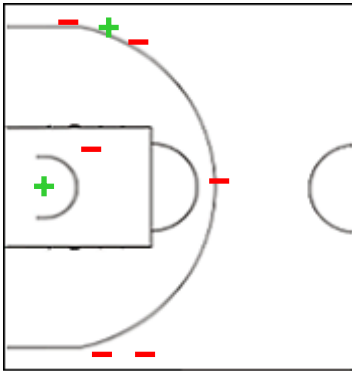
(19-25, 16-18, 18-22, 15-24)

Scoring by 5 min intervals:

	Q1		Q2		Q3		Q4	
São Paulo	8	19	25	35	38	53	61	68
LNTF	12	25	35	43	54	65	77	89

SPFC - São Paulo Futebol Clube

33 MILLER Malcolm



	M / A	%
Fied Goals	2 / 8	25
2 Points	1 / 2	50
3 Points	1 / 6	17
Free Throws	2 / 2	100

Shot Chart

SPFC 68 vs 89 LNTF

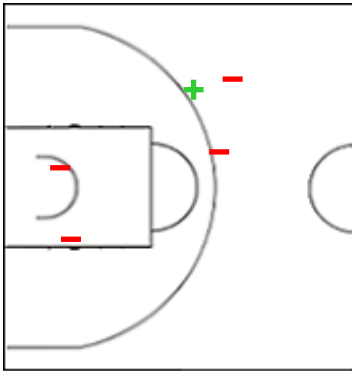
(19-25, 16-18, 18-22, 15-24)

Scoring by 5 min intervals:

	Q1		Q2		Q3		Q4	
São Paulo	8	19	25	35	38	53	61	68
LNTF	12	25	35	43	54	65	77	89

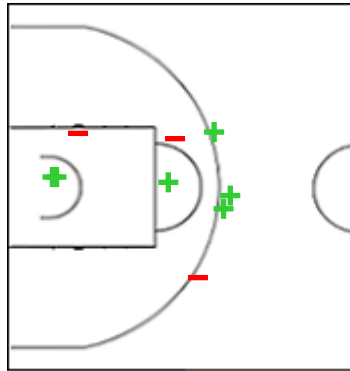
LNTF - Lenovo Tenerife

3 FERNANDEZ Jaime



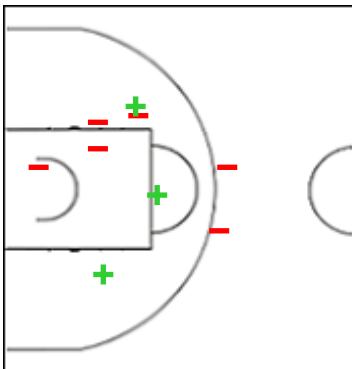
	M / A	%
Fied Goals	1 / 5	20
2 Points	0 / 2	0
3 Points	1 / 3	33
Free Throws	4 / 5	80

6 FITIPALDO Bruno



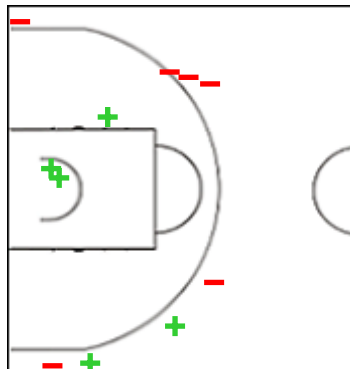
	M / A	%
Fied Goals	6 / 9	67
2 Points	3 / 5	60
3 Points	3 / 4	75
Free Throws	0 / 0	0

9 HUERTAS Marcelinho



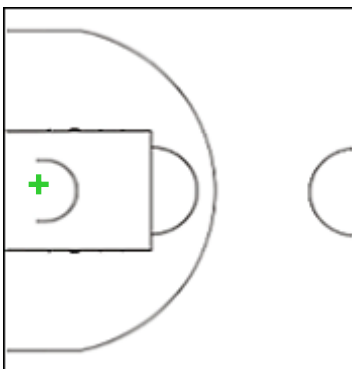
	M / A	%
Fied Goals	3 / 9	33
2 Points	3 / 7	43
3 Points	0 / 2	0
Free Throws	3 / 4	75

10 SALIN Sasu



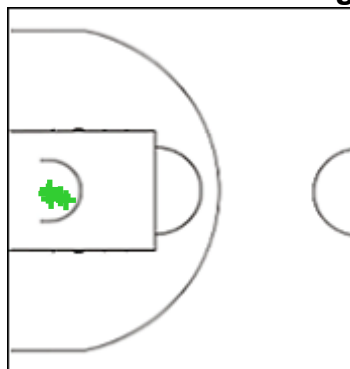
	M / A	%
Fied Goals	5 / 11	45
2 Points	3 / 3	100
3 Points	2 / 8	25
Free Throws	3 / 3	100

12 DIAGNE Moussa



	M / A	%
Fied Goals	1 / 1	100
2 Points	1 / 1	100
3 Points	0 / 0	0
Free Throws	0 / 0	0

19 SHERMADINI Giorgi



	M / A	%
Fied Goals	5 / 6	83
2 Points	5 / 6	83
3 Points	0 / 0	0
Free Throws	2 / 3	67

Shot Chart

SPFC 68 vs 89 LNTF

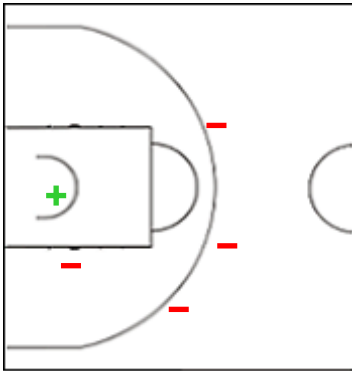
(19-25, 16-18, 18-22, 15-24)

Scoring by 5 min intervals:

	Q1		Q2		Q3		Q4	
São Paulo	8	19	25	35	38	53	61	68
LNTF	12	25	35	43	54	65	77	89

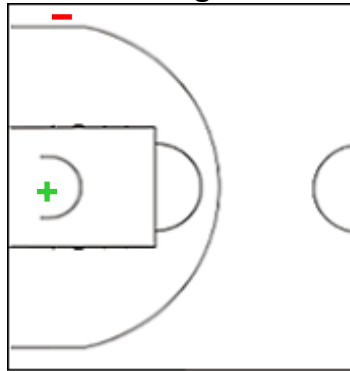
LNTF - Lenovo Tenerife

21 ABROMAITIS Tim



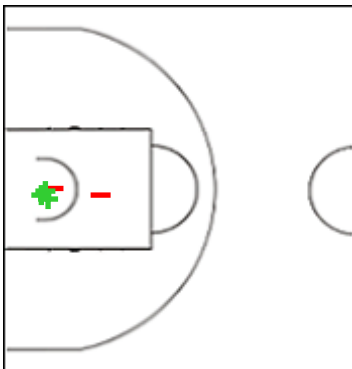
	M / A	%
Fied Goals	1 / 5	20
2 Points	1 / 2	50
3 Points	0 / 3	0
Free Throws	2 / 2	100

23 COOK Elgin



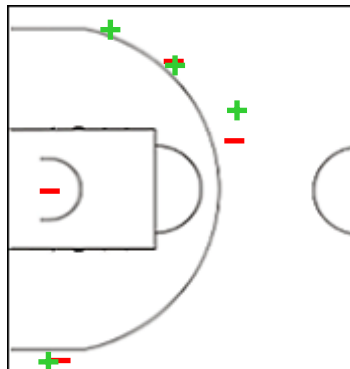
	M / A	%
Fied Goals	1 / 2	50
2 Points	1 / 1	100
3 Points	0 / 1	0
Free Throws	1 / 2	50

35 GUERRA Fran



	M / A	%
Fied Goals	3 / 5	60
2 Points	3 / 5	60
3 Points	0 / 0	0
Free Throws	0 / 0	0

42 DOORNEKAMP Aaron



	M / A	%
Fied Goals	4 / 8	50
2 Points	0 / 1	0
3 Points	4 / 7	57
Free Throws	1 / 2	50

Shot Chart

SPFC 68 vs 89 LNTF

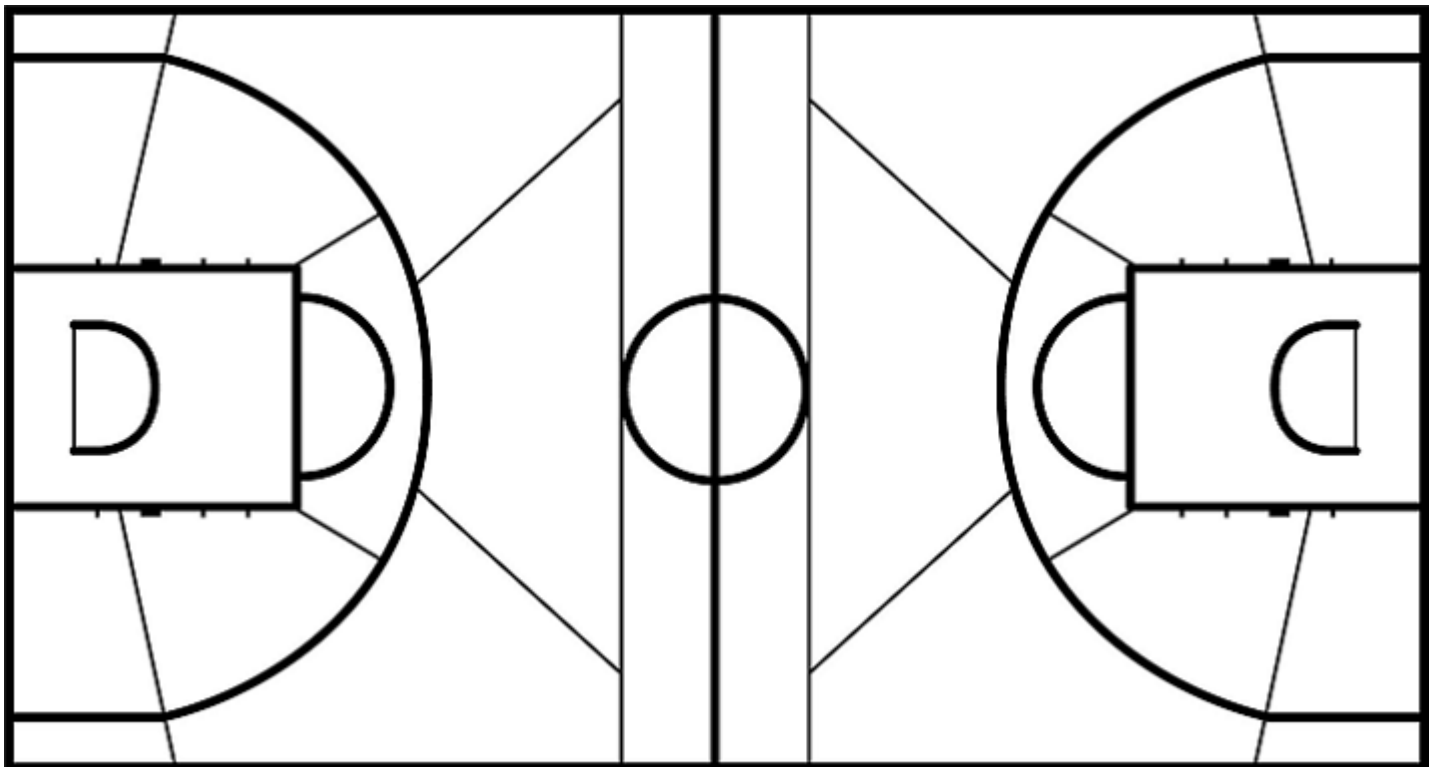
(19-25, 16-18, 18-22, 15-24)

Scoring by 5 min intervals:

	Q1		Q2		Q3		Q4	
São Paulo	8	19	25	35	38	53	61	68
LNTF	12	25	35	43	54	65	77	89

SPFC - São Paulo Futebol Clube

LNTF - Lenovo Tenerife



	M / A	%
Fied Goals	25 / 52	48
2 Points	19 / 31	61
3 Points	6 / 21	29
Free Throws	12 / 15	80

%	M / A	
50	31 / 62	Fied Goals
61	20 / 33	2 Points
38	11 / 29	3 Points
76	16 / 21	Free Throws