

## Shot Chart

### VILN 89 vs 64 PERI

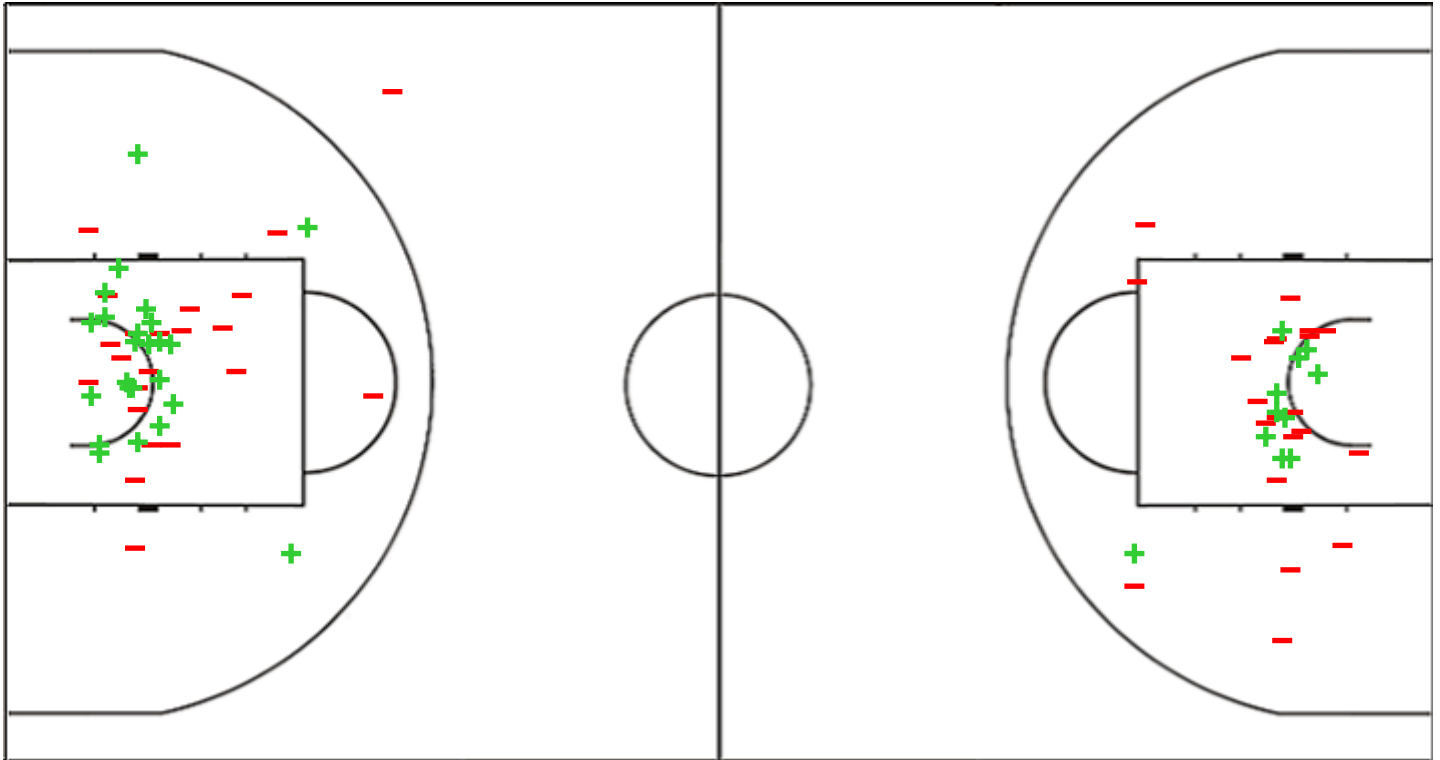
(25-15, 27-11, 22-25, 15-13)

Scoring by 5 min intervals:

	Q1		Q2		Q3		Q4	
<b>VILN</b>	14	25	39	52	63	74	81	89
<b>PERI</b>	4	15	23	26	34	51	55	64

#### VILN - BC Rytas

#### PERI - G.S. Peristeriou 1971 S.A.



VILN	M / A	%
Fied Goals	33 / 64	52
2 Points	24 / 46	52
3 Points	9 / 18	50
Free Throws	14 / 22	64

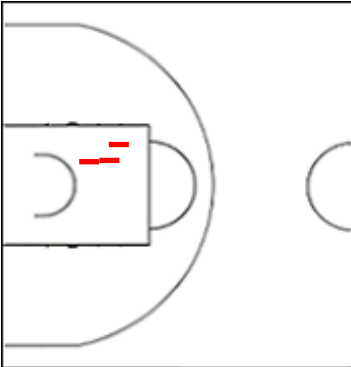
PERI	M / A	%
Fied Goals	20 / 63	32
2 Points	11 / 32	34
3 Points	9 / 31	29
Free Throws	15 / 19	79

**Shot Chart**
**VILN 89 vs 64 PERI**

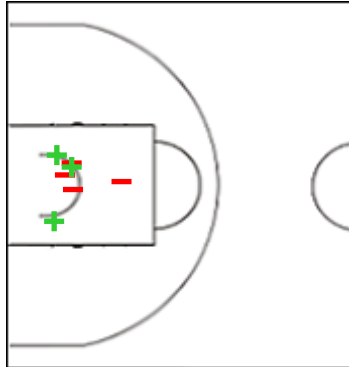
(25-15, 27-11, 22-25, 15-13)

Scoring by 5 min intervals:

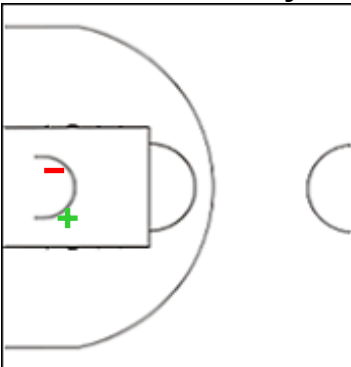
	Q1		Q2		Q3		Q4	
<b>VILN</b>	14	25	39	52	63	74	81	89
<b>PERI</b>	4	15	23	26	34	51	55	64

**VILN - BC Rytas**
**2 NORMANTAS Margiris**


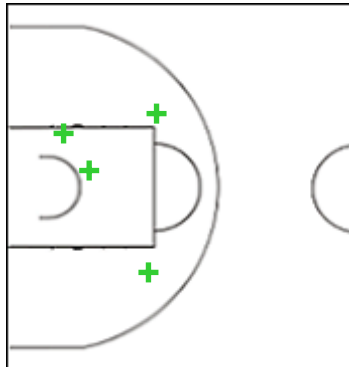
	M / A	%
Fied Goals	5 / 10	50
2 Points	0 / 3	0
3 Points	5 / 7	71
Free Throws	0 / 0	0

**4 WILLIAMS Jarvis**


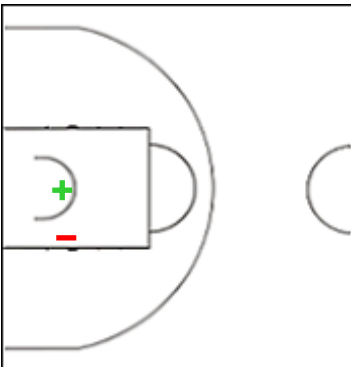
	M / A	%
Fied Goals	3 / 7	43
2 Points	3 / 7	43
3 Points	0 / 0	0
Free Throws	2 / 2	100

**7 RADZEVICIUS Gytis**


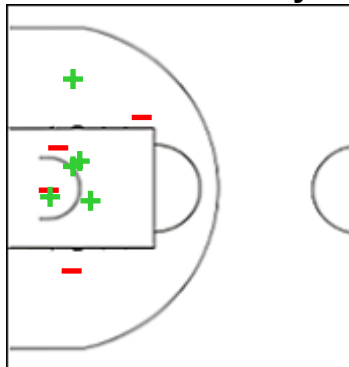
	M / A	%
Fied Goals	1 / 2	50
2 Points	1 / 2	50
3 Points	0 / 0	0
Free Throws	0 / 0	0

**9 FRIDRIKSSON Elvar**


	M / A	%
Fied Goals	6 / 9	67
2 Points	4 / 4	100
3 Points	2 / 5	40
Free Throws	4 / 4	100

**12 KAIRYS Evaldas**


	M / A	%
Fied Goals	1 / 2	50
2 Points	1 / 2	50
3 Points	0 / 0	0
Free Throws	1 / 2	50

**14 ECHODAS Martynas**


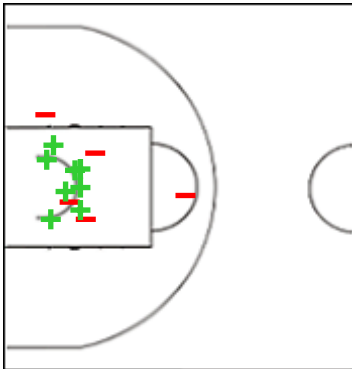
	M / A	%
Fied Goals	5 / 9	56
2 Points	5 / 9	56
3 Points	0 / 0	0
Free Throws	5 / 7	71

**Shot Chart**
**VILN 89 vs 64 PERI**

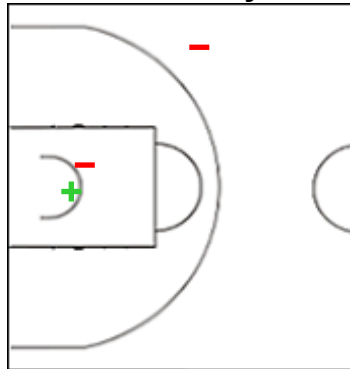
(25-15, 27-11, 22-25, 15-13)

Scoring by 5 min intervals:

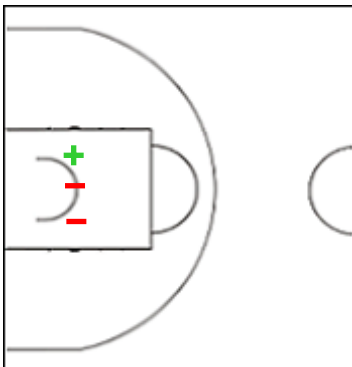
	Q1		Q2		Q3		Q4	
<b>VILN</b>	14	25	39	52	63	74	81	89
<b>PERI</b>	4	15	23	26	34	51	55	64

**VILN - BC Rytas**
**17 FOSTER Marcus**


	M / A	%
<b>Fied Goals</b>	10 / 17	59
<b>2 Points</b>	8 / 13	62
<b>3 Points</b>	2 / 4	50
<b>Free Throws</b>	2 / 3	67

**21 MASIULIS Gytis**


	M / A	%
<b>Fied Goals</b>	1 / 4	25
<b>2 Points</b>	1 / 3	33
<b>3 Points</b>	0 / 1	0
<b>Free Throws</b>	0 / 2	0

**25 VARADI Benedek**


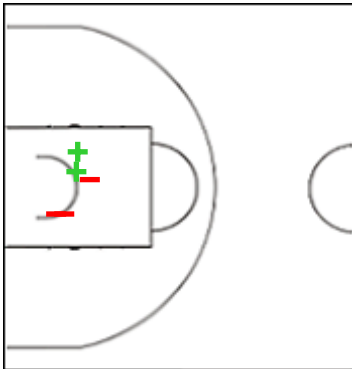
	M / A	%
<b>Fied Goals</b>	1 / 4	25
<b>2 Points</b>	1 / 3	33
<b>3 Points</b>	0 / 1	0
<b>Free Throws</b>	0 / 2	0

**Shot Chart**
**VILN 89 vs 64 PERI**

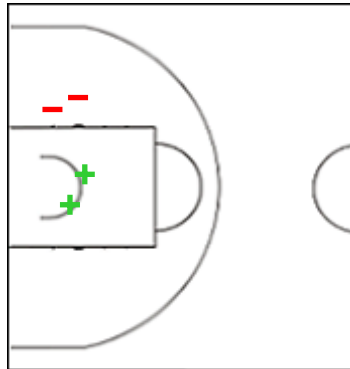
(25-15, 27-11, 22-25, 15-13)

Scoring by 5 min intervals:

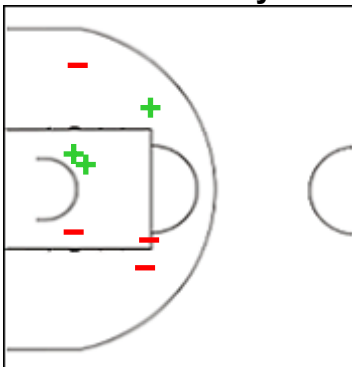
	Q1		Q2		Q3		Q4	
<b>VILN</b>	14	25	39	52	63	74	81	89
<b>PERI</b>	4	15	23	26	34	51	55	64

**PERI - G.S. Peristeriou 1971 S.A.**
**0 JUISTON Shakur**


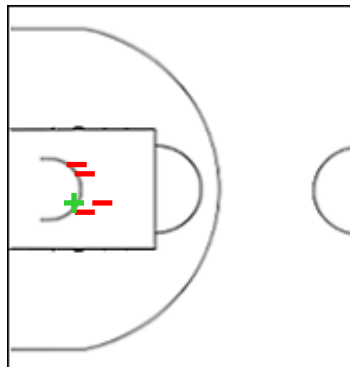
	M / A	%
<b>Fied Goals</b>	2 / 6	33
<b>2 Points</b>	2 / 5	40
<b>3 Points</b>	0 / 1	0
<b>Free Throws</b>	2 / 2	100

**2 BILAN Miro**


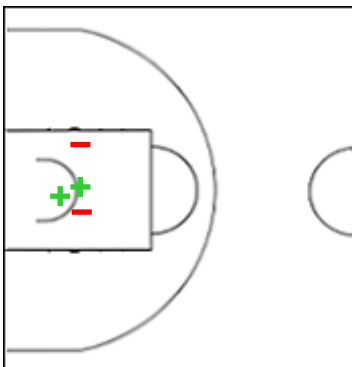
	M / A	%
<b>Fied Goals</b>	2 / 4	50
<b>2 Points</b>	2 / 4	50
<b>3 Points</b>	0 / 0	0
<b>Free Throws</b>	1 / 2	50

**3 FRANCISCO Sylvain**


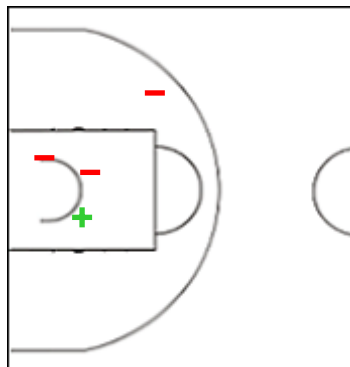
	M / A	%
<b>Fied Goals</b>	6 / 13	46
<b>2 Points</b>	3 / 7	43
<b>3 Points</b>	3 / 6	50
<b>Free Throws</b>	2 / 2	100

**6 MORAITIS Dimitris**


	M / A	%
<b>Fied Goals</b>	4 / 13	31
<b>2 Points</b>	1 / 5	20
<b>3 Points</b>	3 / 8	38
<b>Free Throws</b>	2 / 4	50

**7 RADANOV Aleksa**


	M / A	%
<b>Fied Goals</b>	2 / 7	29
<b>2 Points</b>	2 / 4	50
<b>3 Points</b>	0 / 3	0
<b>Free Throws</b>	5 / 6	83

**12 DENMON Marcus**


	M / A	%
<b>Fied Goals</b>	2 / 8	25
<b>2 Points</b>	1 / 4	25
<b>3 Points</b>	1 / 4	25
<b>Free Throws</b>	1 / 1	100

## Shot Chart

### VILN 89 vs 64 PERI

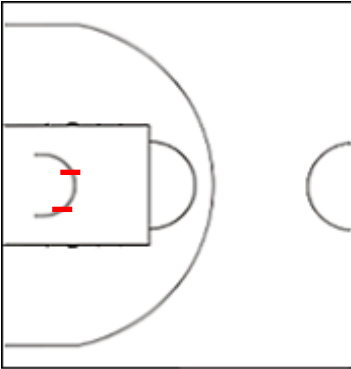
(25-15, 27-11, 22-25, 15-13)

Scoring by 5 min intervals:

	Q1		Q2		Q3		Q4	
<b>VILN</b>	14	25	39	52	63	74	81	89
<b>PERI</b>	4	15	23	26	34	51	55	64

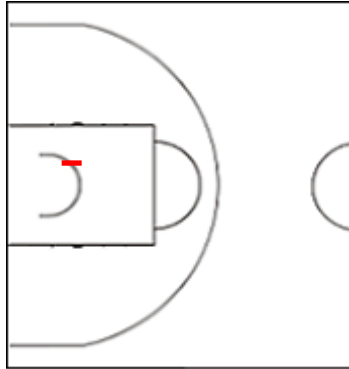
### PERI - G.S. Peristeriou 1971 S.A.

#### 15 DAVIS Devin



	M / A	%
<b>Fied Goals</b>	1 / 7	14
<b>2 Points</b>	0 / 2	0
<b>3 Points</b>	1 / 5	20
<b>Free Throws</b>	2 / 2	100

#### 35 ZOUGRIS Evangelos



	M / A	%
<b>Fied Goals</b>	0 / 1	0
<b>2 Points</b>	0 / 1	0
<b>3 Points</b>	0 / 0	0
<b>Free Throws</b>	0 / 0	0

**Shot Chart**
**VILN 89 vs 64 PERI**

(25-15, 27-11, 22-25, 15-13)

		Q1		Q2		Q3		Q4	
Scoring by 5 min intervals:	VILN	14	25	39	52	63	74	81	89
	PERI	4	15	23	26	34	51	55	64

**VILN - BC Rytas**
**PERI - G.S. Peristeriou 1971 S.A.**


	M / A	%
<b>Fied Goals</b>	33 / 64	52
<b>2 Points</b>	24 / 46	52
<b>3 Points</b>	9 / 18	50
<b>Free Throws</b>	14 / 22	64

%	M / A	
32	20 / 63	<b>Fied Goals</b>
34	11 / 32	<b>2 Points</b>
29	9 / 31	<b>3 Points</b>
79	15 / 19	<b>Free Throws</b>