

Shot Chart

BNEI 57 vs 95 TENE

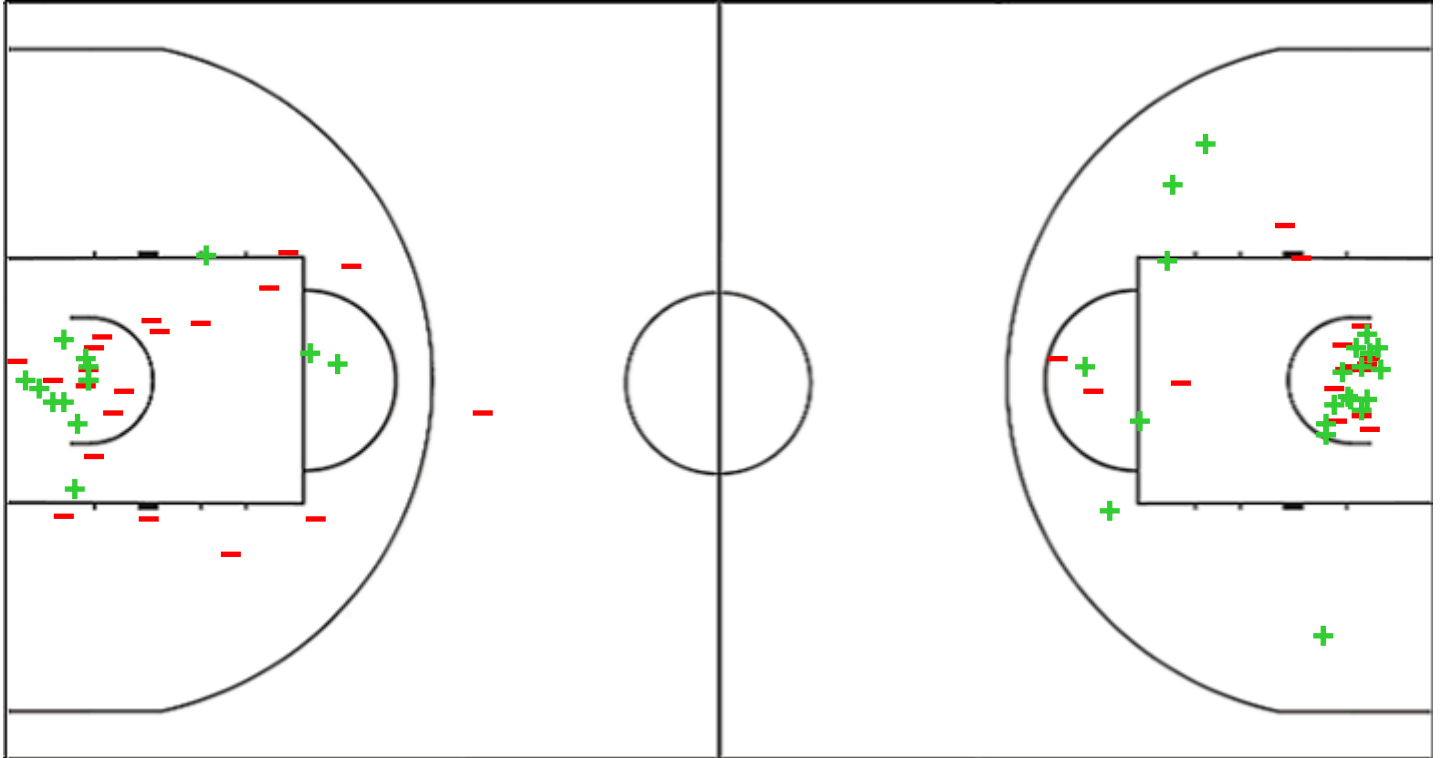
(22-23, 13-25, 10-29, 12-18)

Scoring by 5 min intervals:

	Q1		Q2		Q3		Q4	
BNEI	10	22	28	35	39	45	52	57
TENE	11	23	35	48	63	77	88	95

BNEI - BNEI OFEK DIST HERZLIYA

TENE - Lenovo Tenerife



BNEI	M / A	%
Fied Goals	20 / 57	35
2 Points	14 / 34	41
3 Points	6 / 23	26
Free Throws	11 / 13	85

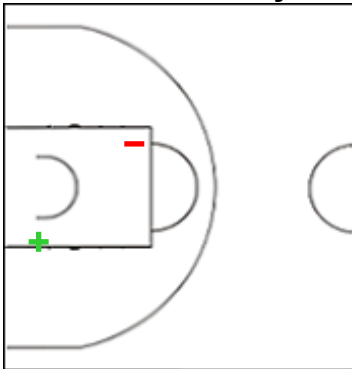
%	M / A	TENE
54	37 / 69	Fied Goals
55	21 / 38	2 Points
52	16 / 31	3 Points
83	5 / 6	Free Throws

Shot Chart
BNEI 57 vs 95 TENE

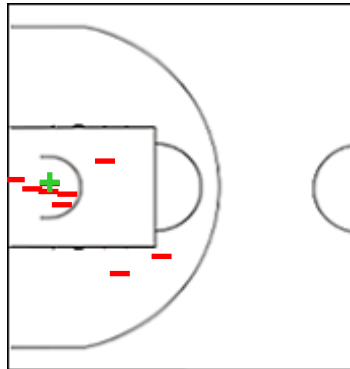
(22-23, 13-25, 10-29, 12-18)

Scoring by 5 min intervals:

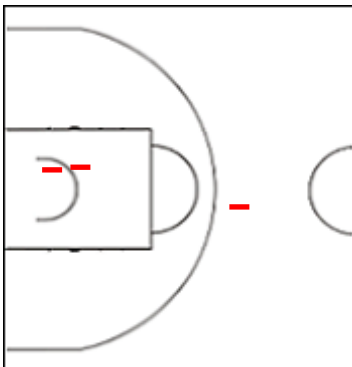
	Q1		Q2		Q3		Q4	
BNEI	10	22	28	35	39	45	52	57
TENE	11	23	35	48	63	77	88	95

BNEI - BNEI OFEK DIST HERZLIYA
1 COHEN III Sandy


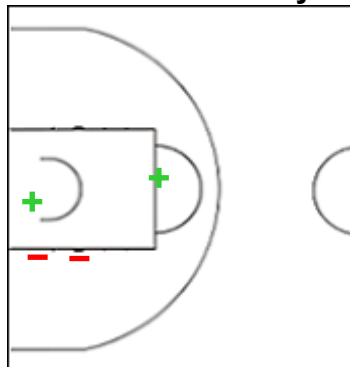
	M / A	%
Fied Goals	2 / 4	50
2 Points	1 / 2	50
3 Points	1 / 2	50
Free Throws	0 / 0	0

2 WEBER Briante


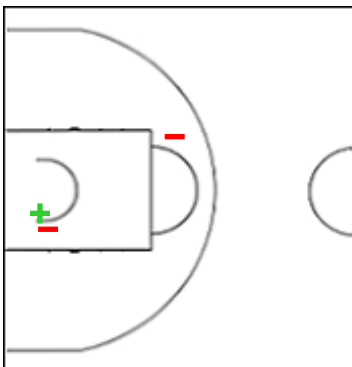
	M / A	%
Fied Goals	1 / 10	10
2 Points	1 / 10	10
3 Points	0 / 0	0
Free Throws	1 / 1	100

3 KRAVITS Yair


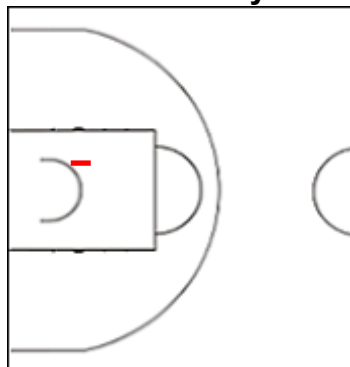
	M / A	%
Fied Goals	1 / 6	17
2 Points	0 / 3	0
3 Points	1 / 3	33
Free Throws	0 / 0	0

11 VAN VLIET Andy


	M / A	%
Fied Goals	4 / 11	36
2 Points	2 / 4	50
3 Points	2 / 7	29
Free Throws	4 / 4	100

19 BABB Chris


	M / A	%
Fied Goals	3 / 10	30
2 Points	1 / 3	33
3 Points	2 / 7	29
Free Throws	2 / 2	100

22 ARTMAN Guy


	M / A	%
Fied Goals	0 / 1	0
2 Points	0 / 1	0
3 Points	0 / 0	0
Free Throws	0 / 0	0

Shot Chart

BNEI 57 vs 95 TENE

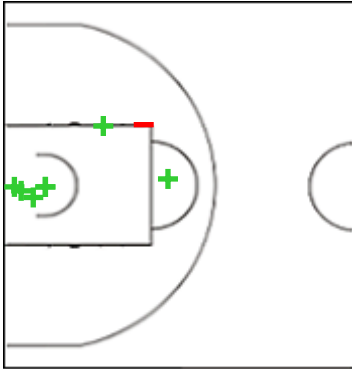
(22-23, 13-25, 10-29, 12-18)

Scoring by 5 min intervals:

	Q1		Q2		Q3		Q4	
BNEI	10	22	28	35	39	45	52	57
TENE	11	23	35	48	63	77	88	95

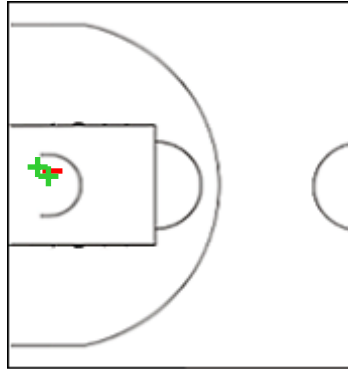
BNEI - BNEI OFEK DIST HERZLIYA

23 FAYE Biram



	M / A	%
Fied Goals	7 / 8	88
2 Points	7 / 8	88
3 Points	0 / 0	0
Free Throws	3 / 4	75

45 GAMBLE Julian



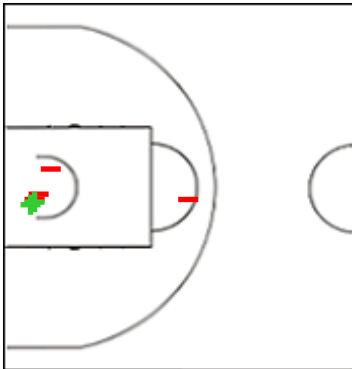
	M / A	%
Fied Goals	2 / 3	67
2 Points	2 / 3	67
3 Points	0 / 0	0
Free Throws	0 / 0	0

Shot Chart
BNEI 57 vs 95 TENE

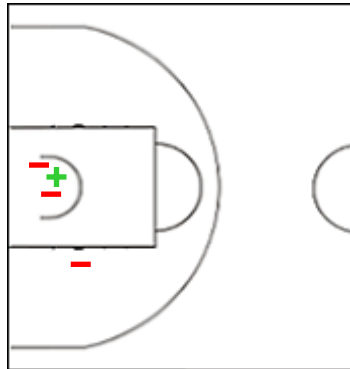
(22-23, 13-25, 10-29, 12-18)

Scoring by 5 min intervals:

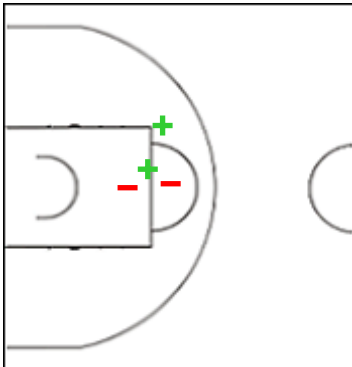
	Q1		Q2		Q3		Q4	
BNEI	10	22	28	35	39	45	52	57
TENE	11	23	35	48	63	77	88	95

TENE - Lenovo Tenerife
3 FERNANDEZ Jaime


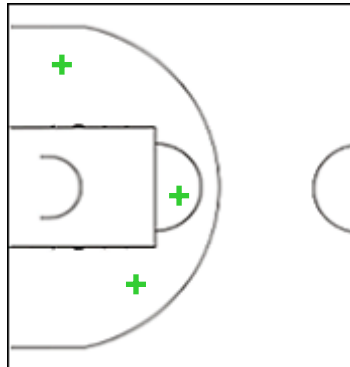
	M / A	%
Fied Goals	4 / 11	36
2 Points	2 / 6	33
3 Points	2 / 5	40
Free Throws	1 / 2	50

6 FITIPALDO Bruno


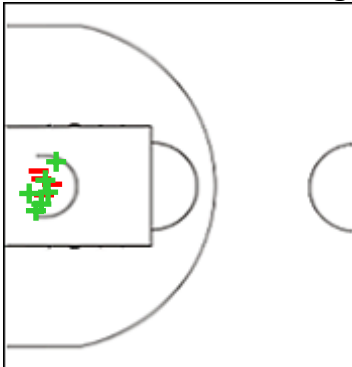
	M / A	%
Fied Goals	3 / 7	43
2 Points	1 / 4	25
3 Points	2 / 3	67
Free Throws	0 / 0	0

9 HUERTAS Marcelinho


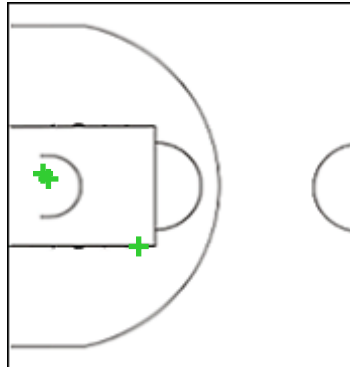
	M / A	%
Fied Goals	3 / 5	60
2 Points	2 / 4	50
3 Points	1 / 1	100
Free Throws	0 / 0	0

10 SALIN Sasu


	M / A	%
Fied Goals	7 / 11	64
2 Points	3 / 3	100
3 Points	4 / 8	50
Free Throws	0 / 0	0

19 SHERMADINI Giorgi


	M / A	%
Fied Goals	6 / 10	60
2 Points	6 / 10	60
3 Points	0 / 0	0
Free Throws	4 / 4	100

21 ABROMAITIS Tim


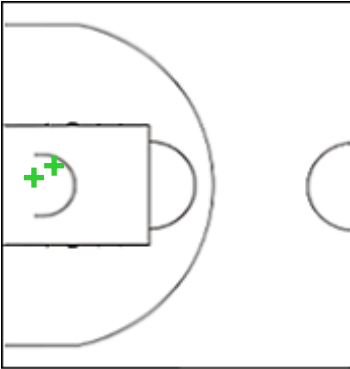
	M / A	%
Fied Goals	6 / 7	86
2 Points	3 / 3	100
3 Points	3 / 4	75
Free Throws	0 / 0	0

Shot Chart
BNEI 57 vs 95 TENE

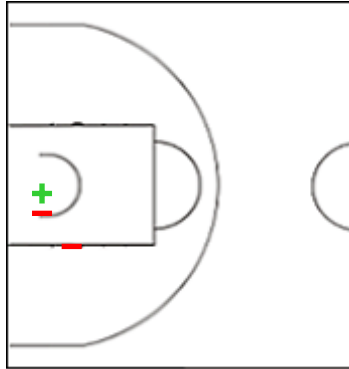
(22-23, 13-25, 10-29, 12-18)

Scoring by 5 min intervals:

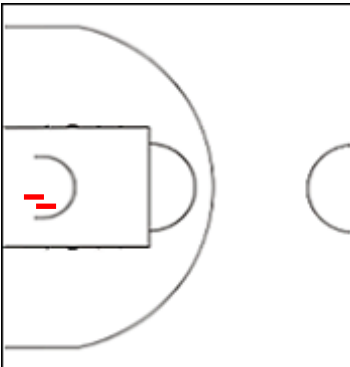
	Q1		Q2		Q3		Q4	
BNEI	10	22	28	35	39	45	52	57
TENE	11	23	35	48	63	77	88	95

TENE - Lenovo Tenerife
23 COOK Elgin


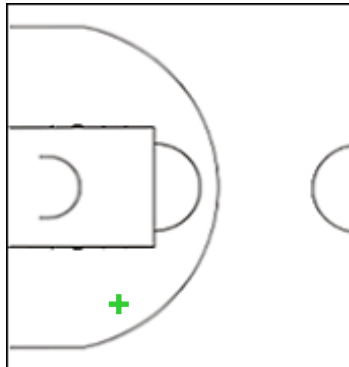
	M / A	%
Fied Goals	2 / 4	50
2 Points	2 / 2	100
3 Points	0 / 2	0
Free Throws	0 / 0	0

33 CRUZ UCEDA Ivan


	M / A	%
Fied Goals	2 / 4	50
2 Points	1 / 3	33
3 Points	1 / 1	100
Free Throws	0 / 0	0

35 GUERRA Fran


	M / A	%
Fied Goals	0 / 3	0
2 Points	0 / 2	0
3 Points	0 / 1	0
Free Throws	0 / 0	0

42 DOORNEKAMP Aaron


	M / A	%
Fied Goals	2 / 5	40
2 Points	1 / 1	100
3 Points	1 / 4	25
Free Throws	0 / 0	0

Shot Chart
BNEI 57 vs 95 TENE

(22-23, 13-25, 10-29, 12-18)

Scoring by 5 min intervals:

	Q1		Q2		Q3		Q4	
BNEI	10	22	28	35	39	45	52	57
TENE	11	23	35	48	63	77	88	95

BNEI - BNEI OFEK DIST HERZLIYA
TENE - Lenovo Tenerife


	M / A	%
Fied Goals	20 / 57	35
2 Points	14 / 34	41
3 Points	6 / 23	26
Free Throws	11 / 13	85

%	M / A	
54	37 / 69	Fied Goals
55	21 / 38	2 Points
52	16 / 31	3 Points
83	5 / 6	Free Throws