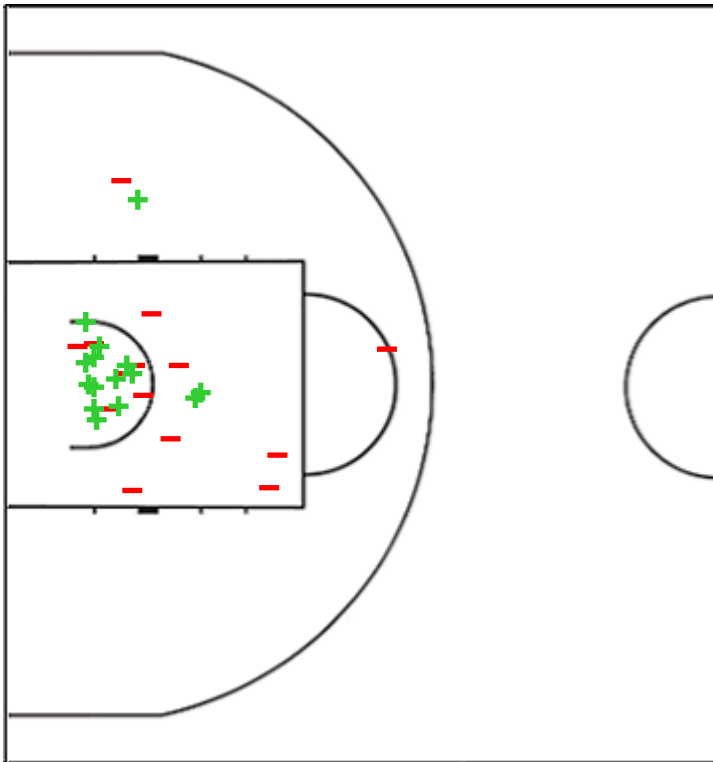
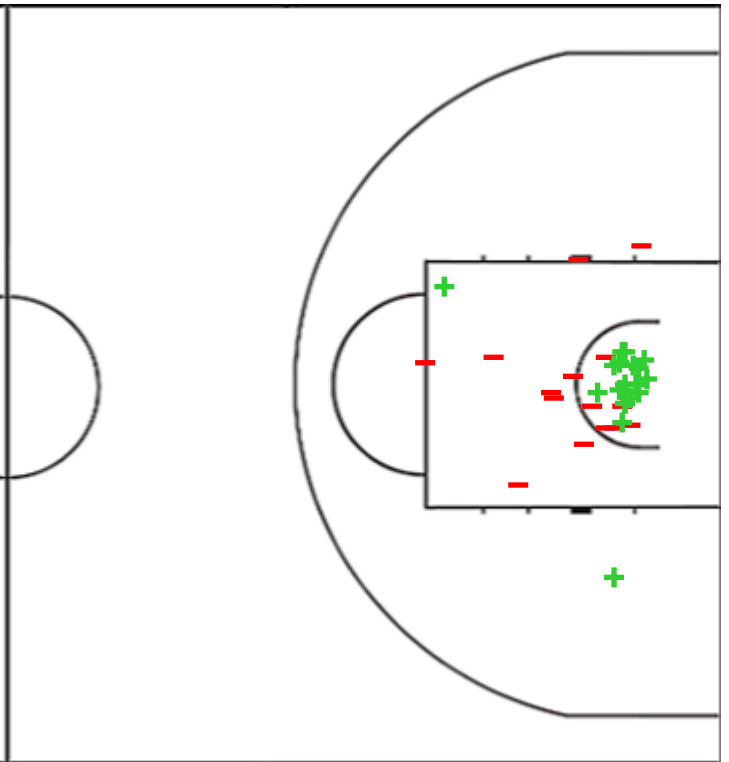


**Shot Chart**
**PAOK 85 vs 88 UNI**

(13-25, 23-19, 24-15, 25-29)

Scoring by 5 min intervals:

	Q1		Q2		Q3		Q4	
<b>PAOK</b>	6	13	23	36	48	60	77	85
<b>Unicaja SD</b>	15	25	35	44	52	59	74	88

**PAOK - PAOK**

**UNI - Unicaja SD**


<b>PAOK</b>	M / A	%
<b>Fied Goals</b>	26 / 56	46
<b>2 Points</b>	15 / 29	52
<b>3 Points</b>	11 / 27	41
<b>Free Throws</b>	22 / 26	85

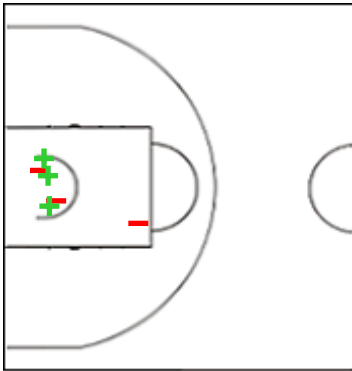
<b>UNI</b>	M / A	%
<b>Fied Goals</b>	30 / 57	53
<b>2 Points</b>	19 / 36	53
<b>3 Points</b>	11 / 21	52
<b>Free Throws</b>	17 / 23	74

**Shot Chart**
**PAOK 85 vs 88 UNI**

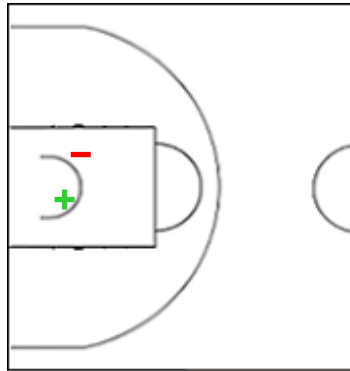
(13-25, 23-19, 24-15, 25-29)

Scoring by 5 min intervals:

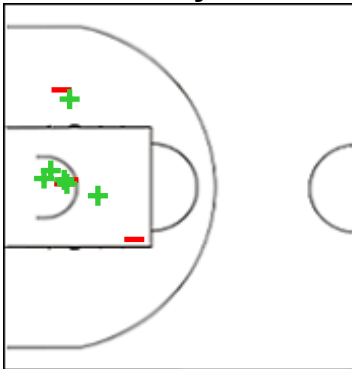
	Q1		Q2		Q3		Q4	
<b>PAOK</b>	6	13	23	36	48	60	77	85
<b>Unicaja SD</b>	15	25	35	44	52	59	74	88

**PAOK - PAOK**
**0 FRANKE Yannick**


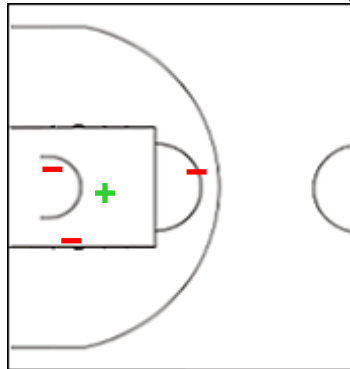
	M / A	%
<b>Fied Goals</b>	7 / 12	58
<b>2 Points</b>	3 / 6	50
<b>3 Points</b>	4 / 6	67
<b>Free Throws</b>	9 / 9	100

**5 RILEY Jalen**


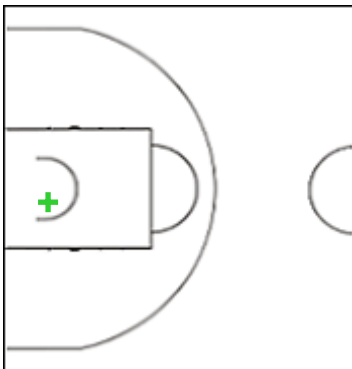
	M / A	%
<b>Fied Goals</b>	4 / 10	40
<b>2 Points</b>	1 / 2	50
<b>3 Points</b>	3 / 8	38
<b>Free Throws</b>	4 / 5	80

**8 HANDS Jaylen**


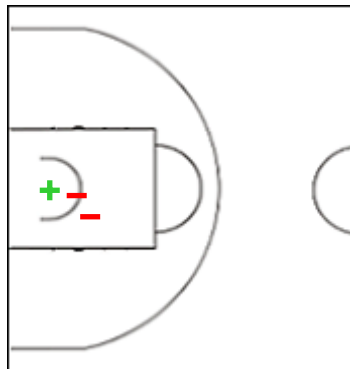
	M / A	%
<b>Fied Goals</b>	7 / 14	50
<b>2 Points</b>	6 / 10	60
<b>3 Points</b>	1 / 4	25
<b>Free Throws</b>	4 / 4	100

**11 MARGARITIS Evangelos**


	M / A	%
<b>Fied Goals</b>	2 / 6	33
<b>2 Points</b>	1 / 4	25
<b>3 Points</b>	1 / 2	50
<b>Free Throws</b>	2 / 2	100

**13 SLAFTSAKIS Diamantis**


	M / A	%
<b>Fied Goals</b>	1 / 1	100
<b>2 Points</b>	1 / 1	100
<b>3 Points</b>	0 / 0	0
<b>Free Throws</b>	1 / 2	50

**22 SALOUSTROS Christos**


	M / A	%
<b>Fied Goals</b>	1 / 4	25
<b>2 Points</b>	1 / 3	33
<b>3 Points</b>	0 / 1	0
<b>Free Throws</b>	2 / 2	100

## Shot Chart

### PAOK 85 vs 88 UNI

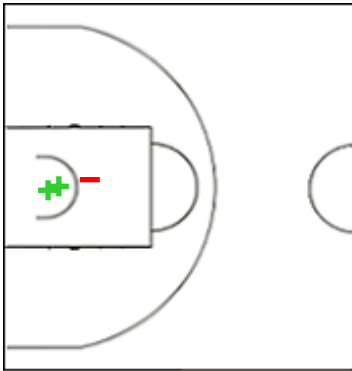
(13-25, 23-19, 24-15, 25-29)

Scoring by 5 min intervals:

	Q1		Q2		Q3		Q4	
<b>PAOK</b>	6	13	23	36	48	60	77	85
<b>Unicaja SD</b>	15	25	35	44	52	59	74	88

### PAOK - PAOK

### 35 RENFRO Nate



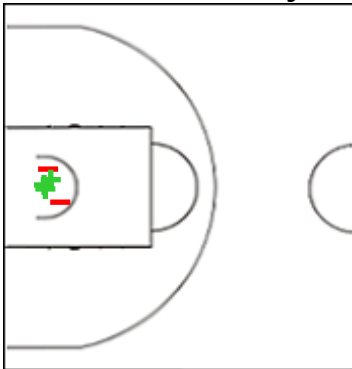
	M / A	%
<b>Fied Goals</b>	2 / 3	67
<b>2 Points</b>	2 / 3	67
<b>3 Points</b>	0 / 0	0
<b>Free Throws</b>	0 / 2	0

**Shot Chart**
**PAOK 85 vs 88 UNI**

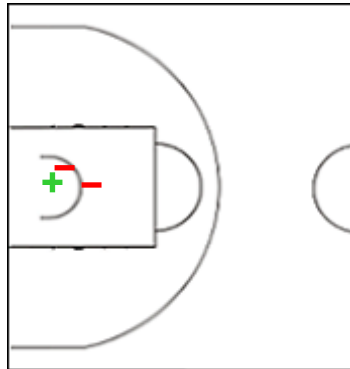
(13-25, 23-19, 24-15, 25-29)

Scoring by 5 min intervals:

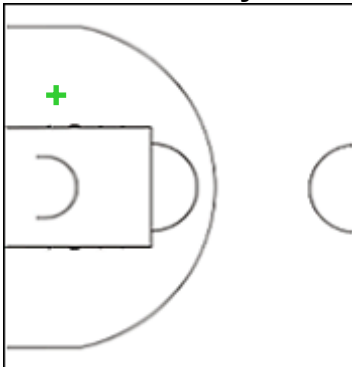
	Q1		Q2		Q3		Q4	
<b>PAOK</b>	6	13	23	36	48	60	77	85
<b>Unicaja SD</b>	15	25	35	44	52	59	74	88

**UNI - Unicaja SD**
**1 OSETKOWSKI Dylan**


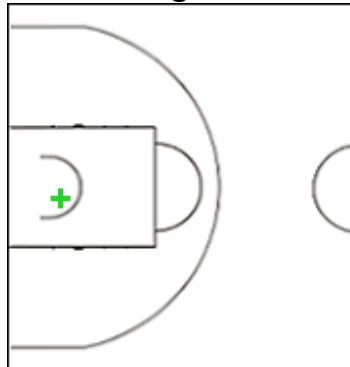
	M / A	%
<b>Fied Goals</b>	3 / 6	50
<b>2 Points</b>	3 / 5	60
<b>3 Points</b>	0 / 1	0
<b>Free Throws</b>	4 / 5	80

**3 EJIM Melvin**


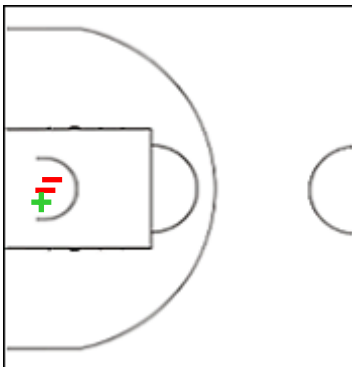
	M / A	%
<b>Fied Goals</b>	1 / 3	33
<b>2 Points</b>	1 / 3	33
<b>3 Points</b>	0 / 0	0
<b>Free Throws</b>	2 / 2	100

**4 KALINOSKI Tyler**


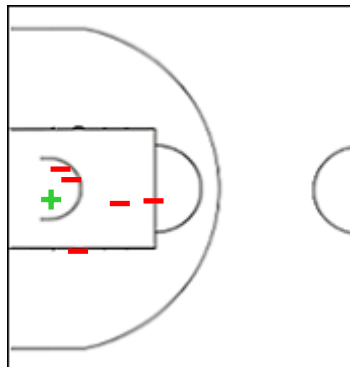
	M / A	%
<b>Fied Goals</b>	2 / 3	67
<b>2 Points</b>	1 / 1	100
<b>3 Points</b>	1 / 2	50
<b>Free Throws</b>	1 / 1	100

**6 LIMA Augusto**


	M / A	%
<b>Fied Goals</b>	1 / 1	100
<b>2 Points</b>	1 / 1	100
<b>3 Points</b>	0 / 0	0
<b>Free Throws</b>	1 / 4	25

**7 BARREIRO Jonathan**


	M / A	%
<b>Fied Goals</b>	3 / 6	50
<b>2 Points</b>	1 / 3	33
<b>3 Points</b>	2 / 3	67
<b>Free Throws</b>	0 / 0	0

**8 BRIZUELA Dario**


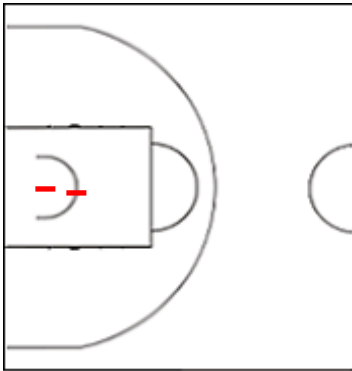
	M / A	%
<b>Fied Goals</b>	2 / 7	29
<b>2 Points</b>	1 / 6	17
<b>3 Points</b>	1 / 1	100
<b>Free Throws</b>	3 / 4	75

**Shot Chart**
**PAOK 85 vs 88 UNI**

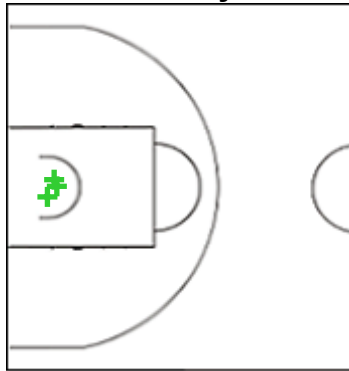
(13-25, 23-19, 24-15, 25-29)

Scoring by 5 min intervals:

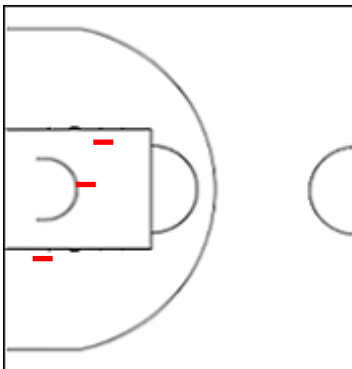
	Q1		Q2		Q3		Q4	
<b>PAOK</b>	6	13	23	36	48	60	77	85
<b>Unicaja SD</b>	15	25	35	44	52	59	74	88

**UNI - Unicaja SD**
**9 DIAZ Alberto**


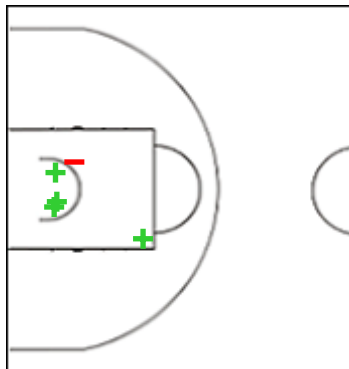
	M / A	%
<b>Fied Goals</b>	0 / 2	0
<b>2 Points</b>	0 / 2	0
<b>3 Points</b>	0 / 0	0
<b>Free Throws</b>	1 / 1	100

**11 CARTER Tyson**


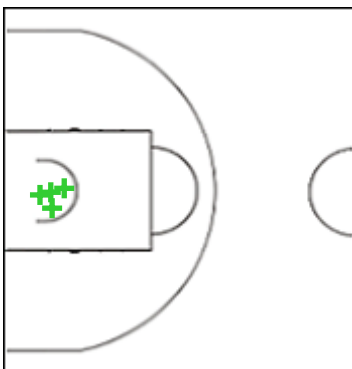
	M / A	%
<b>Fied Goals</b>	6 / 9	67
<b>2 Points</b>	3 / 3	100
<b>3 Points</b>	3 / 6	50
<b>Free Throws</b>	1 / 2	50

**15 THOMAS Will**


	M / A	%
<b>Fied Goals</b>	0 / 3	0
<b>2 Points</b>	0 / 3	0
<b>3 Points</b>	0 / 0	0
<b>Free Throws</b>	0 / 0	0

**45 KRAVISH David**


	M / A	%
<b>Fied Goals</b>	5 / 7	71
<b>2 Points</b>	4 / 5	80
<b>3 Points</b>	1 / 2	50
<b>Free Throws</b>	2 / 2	100

**55 PERRY Kendrick**


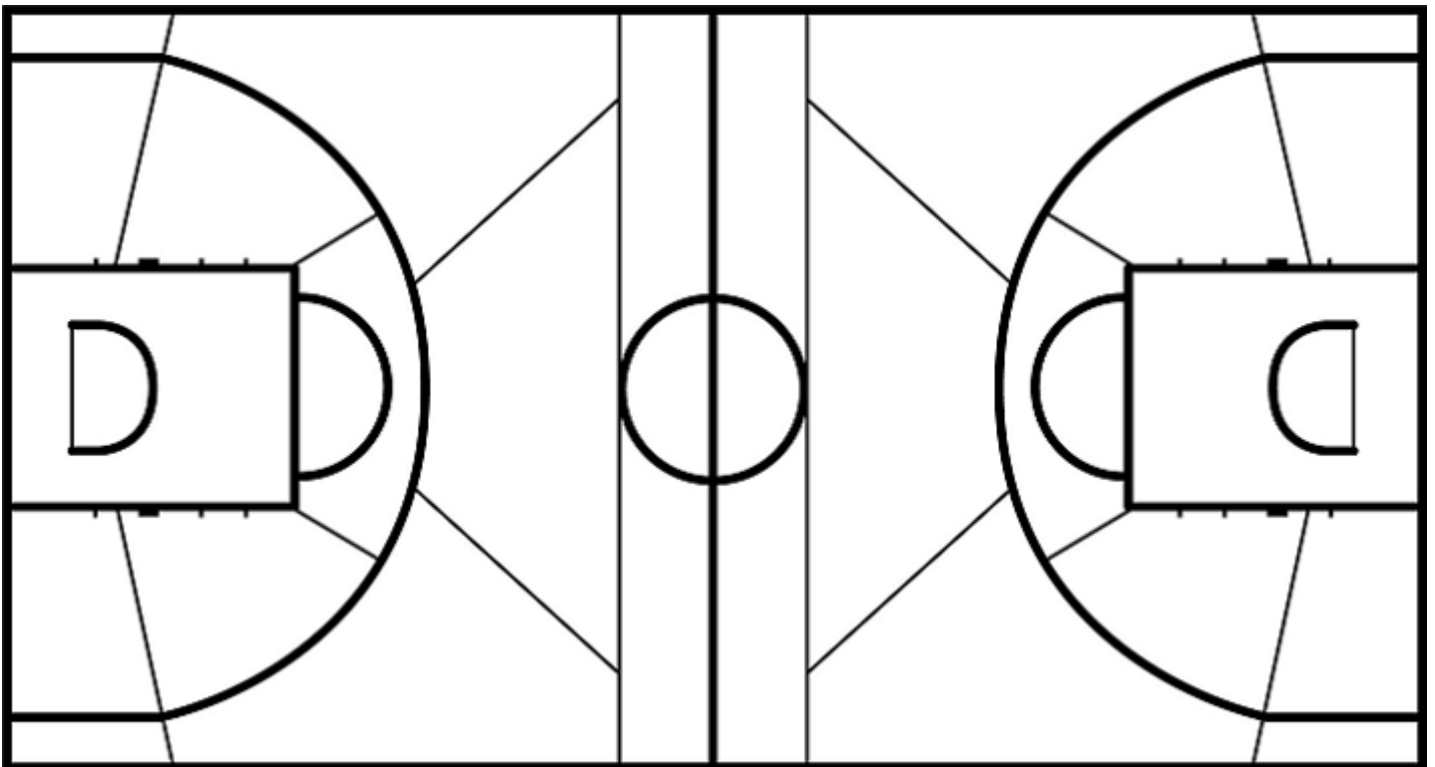
	M / A	%
<b>Fied Goals</b>	7 / 10	70
<b>2 Points</b>	4 / 4	100
<b>3 Points</b>	3 / 6	50
<b>Free Throws</b>	2 / 2	100

**Shot Chart**
**PAOK 85 vs 88 UNI**

(13-25, 23-19, 24-15, 25-29)

Scoring by 5 min intervals:

	Q1		Q2		Q3		Q4	
<b>PAOK</b>	6	13	23	36	48	60	77	85
<b>Unicaja SD</b>	15	25	35	44	52	59	74	88

**PAOK - PAOK**
**UNI - Unicaja SD**


	M / A	%
<b>Fied Goals</b>	26 / 56	46
<b>2 Points</b>	15 / 29	52
<b>3 Points</b>	11 / 27	41
<b>Free Throws</b>	22 / 26	85

%	M / A	
53	30 / 57	<b>Fied Goals</b>
53	19 / 36	<b>2 Points</b>
52	11 / 21	<b>3 Points</b>
74	17 / 23	<b>Free Throws</b>