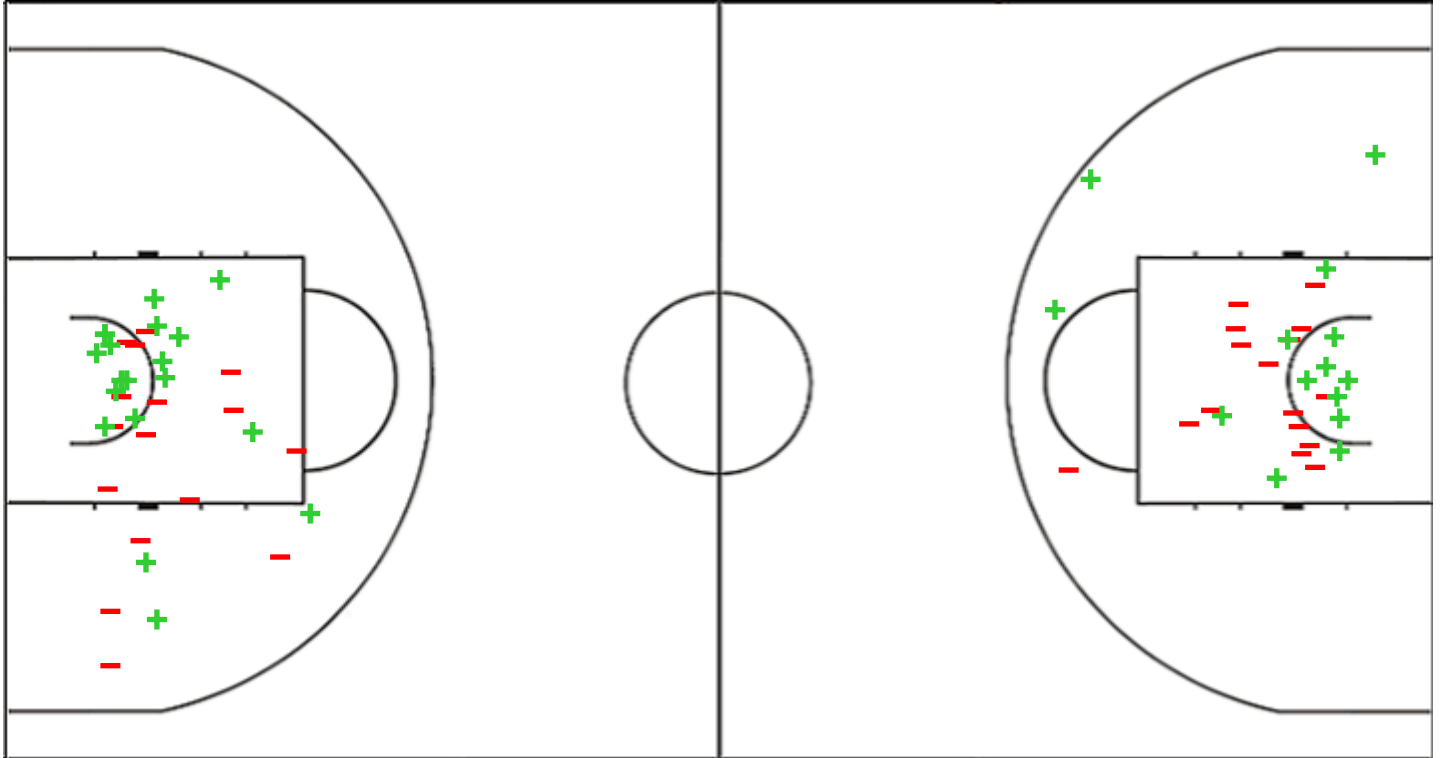


Shot Chart
TENE 86 vs 60 PERI

(27-18, 19-11, 19-13, 21-18)

Scoring by 5 min intervals:

	Q1		Q2		Q3		Q4	
TENE	12	27	37	46	56	65	77	86
PERI	12	18	22	29	33	42	49	60

TENE - Lenovo Tenerife
PERI - G.S. Peristeriou 1971 S.A.


TENE	M / A	%
Fied Goals	30 / 60	50
2 Points	19 / 35	54
3 Points	11 / 25	44
Free Throws	15 / 20	75

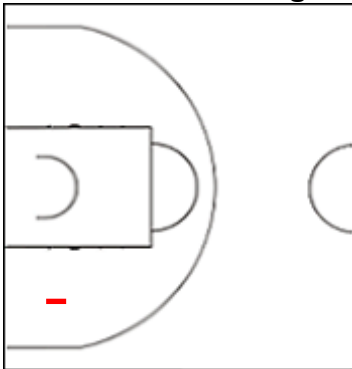
%	M / A	PERI
38	21 / 55	Fied Goals
47	14 / 30	2 Points
28	7 / 25	3 Points
65	11 / 17	Free Throws

Shot Chart
TENE 86 vs 60 PERI

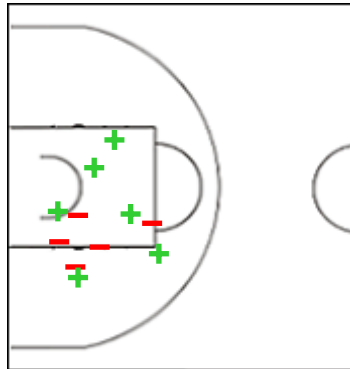
(27-18, 19-11, 19-13, 21-18)

Scoring by 5 min intervals:

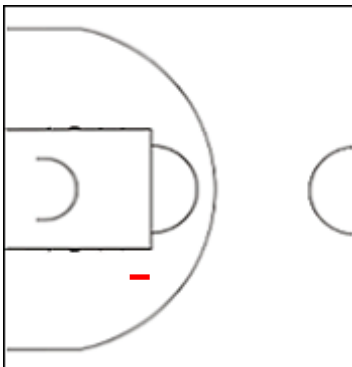
	Q1		Q2		Q3		Q4	
TENE	12	27	37	46	56	65	77	86
PERI	12	18	22	29	33	42	49	60

TENE - Lenovo Tenerife
4 RODRIGUEZ Sergio


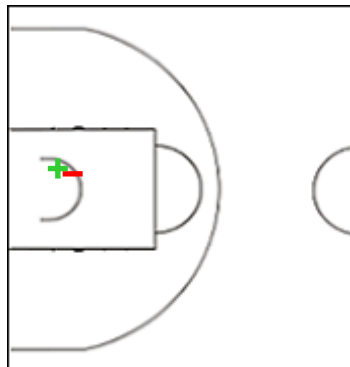
	M / A	%
Fied Goals	0 / 1	0
2 Points	0 / 1	0
3 Points	0 / 0	0
Free Throws	0 / 2	0

9 HUERTAS Marcelinho


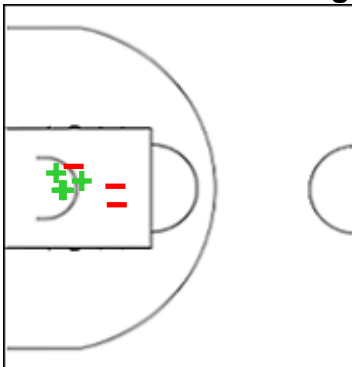
	M / A	%
Fied Goals	6 / 12	50
2 Points	6 / 11	55
3 Points	0 / 1	0
Free Throws	2 / 2	100

10 SALIN Sasu


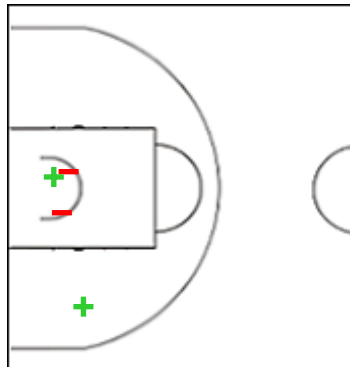
	M / A	%
Fied Goals	4 / 8	50
2 Points	0 / 1	0
3 Points	4 / 7	57
Free Throws	0 / 0	0

12 DIAGNE Moussa


	M / A	%
Fied Goals	1 / 3	33
2 Points	1 / 2	50
3 Points	0 / 1	0
Free Throws	0 / 0	0

19 SHERMADINI Giorgi


	M / A	%
Fied Goals	4 / 7	57
2 Points	4 / 7	57
3 Points	0 / 0	0
Free Throws	5 / 6	83

21 ABROMAITIS Tim


	M / A	%
Fied Goals	2 / 5	40
2 Points	2 / 4	50
3 Points	0 / 1	0
Free Throws	2 / 2	100

Shot Chart

TENE 86 vs 60 PERI

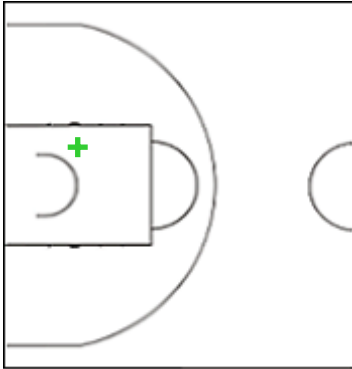
(27-18, 19-11, 19-13, 21-18)

Scoring by 5 min intervals:

	Q1		Q2		Q3		Q4	
TENE	12	27	37	46	56	65	77	86
PERI	12	18	22	29	33	42	49	60

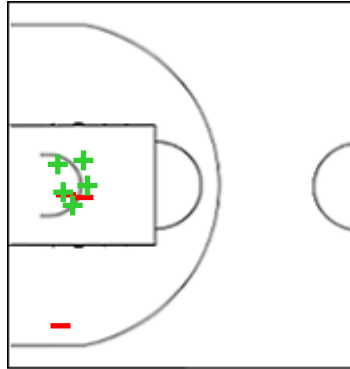
TENE - Lenovo Tenerife

23 COOK Elgin



	M / A	%
Fied Goals	2 / 3	67
2 Points	1 / 1	100
3 Points	1 / 2	50
Free Throws	0 / 0	0

35 GUERRA Fran



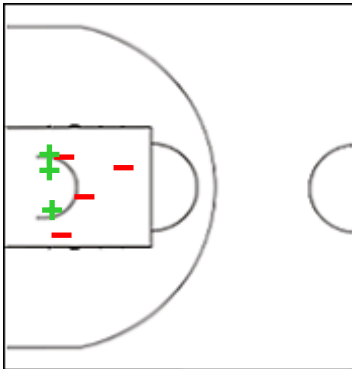
	M / A	%
Fied Goals	6 / 9	67
2 Points	5 / 8	63
3 Points	1 / 1	100
Free Throws	2 / 2	100

Shot Chart
TENE 86 vs 60 PERI

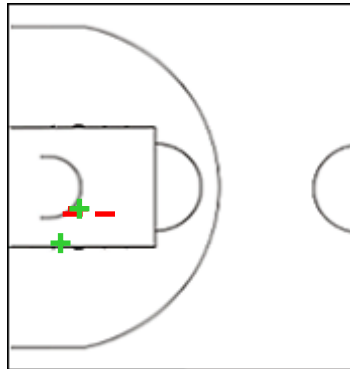
(27-18, 19-11, 19-13, 21-18)

Scoring by 5 min intervals:

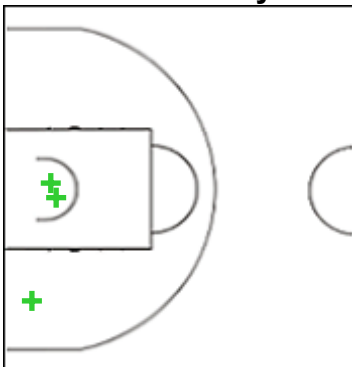
	Q1		Q2		Q3		Q4	
TENE	12	27	37	46	56	65	77	86
PERI	12	18	22	29	33	42	49	60

PERI - G.S. Peristeriou 1971 S.A.
0 JUISTON Shakur


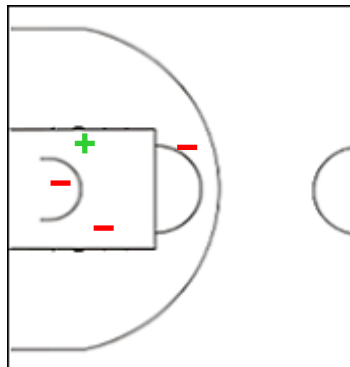
	M / A	%
Fied Goals	4 / 9	44
2 Points	3 / 7	43
3 Points	1 / 2	50
Free Throws	3 / 4	75

2 BILAN Miro


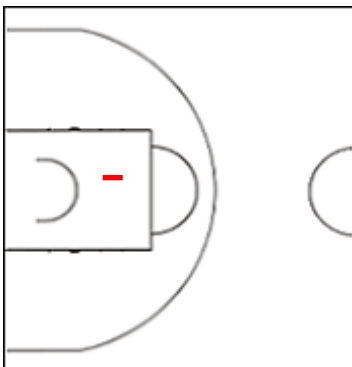
	M / A	%
Fied Goals	2 / 5	40
2 Points	2 / 5	40
3 Points	0 / 0	0
Free Throws	0 / 0	0

3 FRANCISCO Sylvain


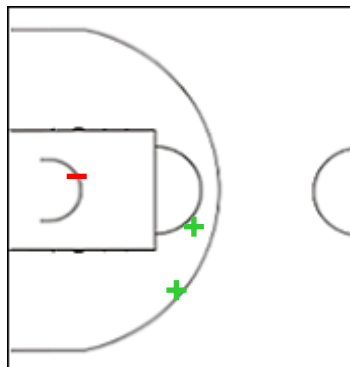
	M / A	%
Fied Goals	3 / 10	30
2 Points	3 / 3	100
3 Points	0 / 7	0
Free Throws	4 / 7	57

7 RADANOV Aleksa


	M / A	%
Fied Goals	1 / 6	17
2 Points	1 / 4	25
3 Points	0 / 2	0
Free Throws	2 / 2	100

11 POULIANITIS Stelios


	M / A	%
Fied Goals	3 / 5	60
2 Points	0 / 1	0
3 Points	3 / 4	75
Free Throws	0 / 0	0

12 DENMON Marcus


	M / A	%
Fied Goals	2 / 4	50
2 Points	2 / 3	67
3 Points	0 / 1	0
Free Throws	0 / 0	0

Shot Chart

TENE 86 vs 60 PERI

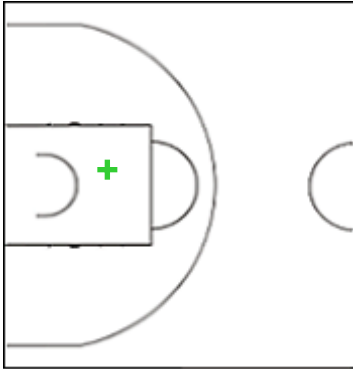
(27-18, 19-11, 19-13, 21-18)

Scoring by 5 min intervals:

	Q1		Q2		Q3		Q4	
TENE	12	27	37	46	56	65	77	86
PERI	12	18	22	29	33	42	49	60

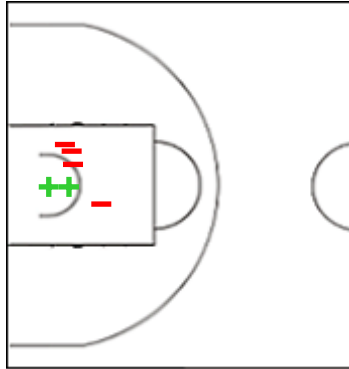
PERI - G.S. Peristeriou 1971 S.A.

14 KASELAKIS Leonidas



	M / A	%
Fied Goals	1 / 4	25
2 Points	1 / 1	100
3 Points	0 / 3	0
Free Throws	0 / 0	0

17 AGRAVANIS Dimitris



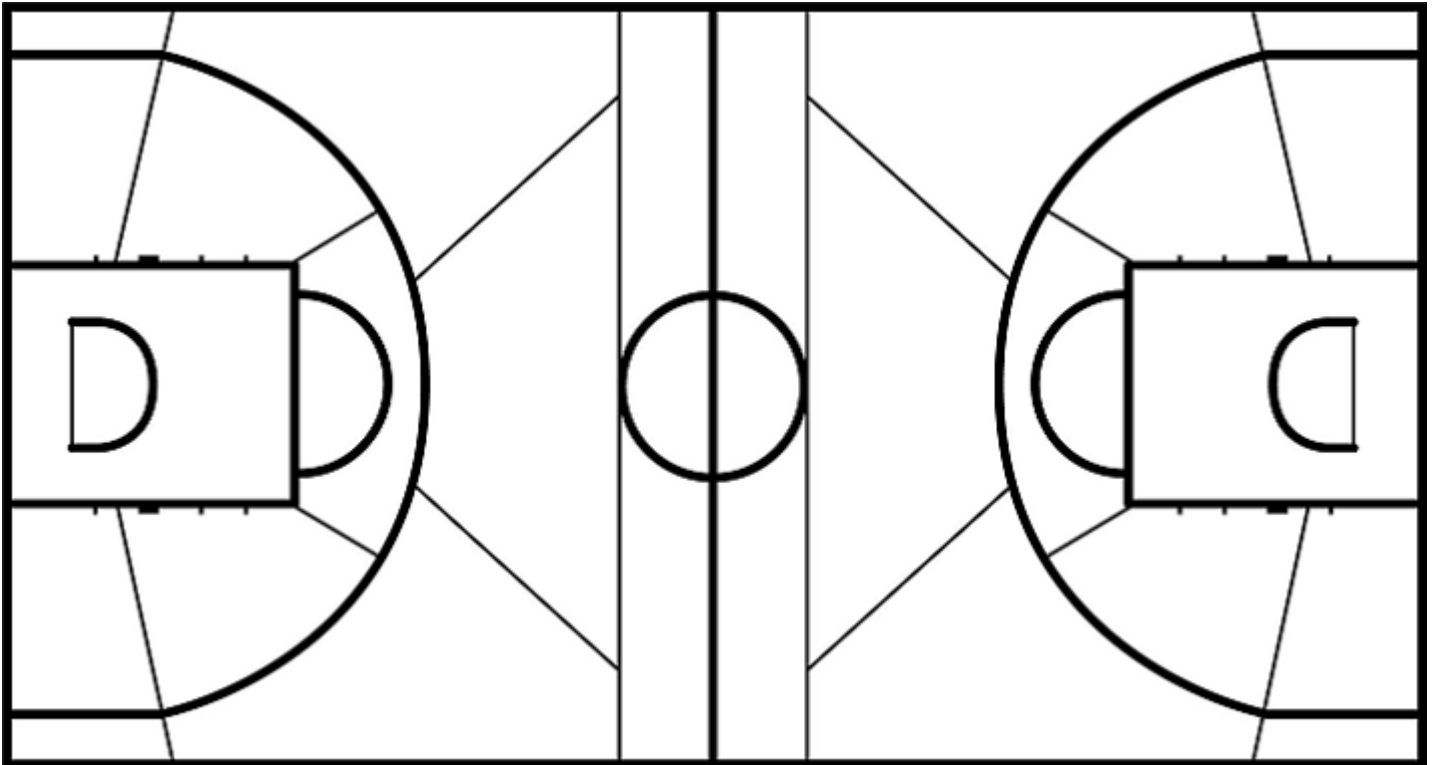
	M / A	%
Fied Goals	3 / 10	30
2 Points	2 / 6	33
3 Points	1 / 4	25
Free Throws	2 / 4	50

Shot Chart
TENE 86 vs 60 PERI

(27-18, 19-11, 19-13, 21-18)

Scoring by 5 min intervals:

	Q1		Q2		Q3		Q4	
TENE	12	27	37	46	56	65	77	86
PERI	12	18	22	29	33	42	49	60

TENE - Lenovo Tenerife
PERI - G.S. Peristeriou 1971 S.A.


	M / A	%
Fied Goals	30 / 60	50
2 Points	19 / 35	54
3 Points	11 / 25	44
Free Throws	15 / 20	75

%	M / A	
38	21 / 55	Fied Goals
47	14 / 30	2 Points
28	7 / 25	3 Points
65	11 / 17	Free Throws