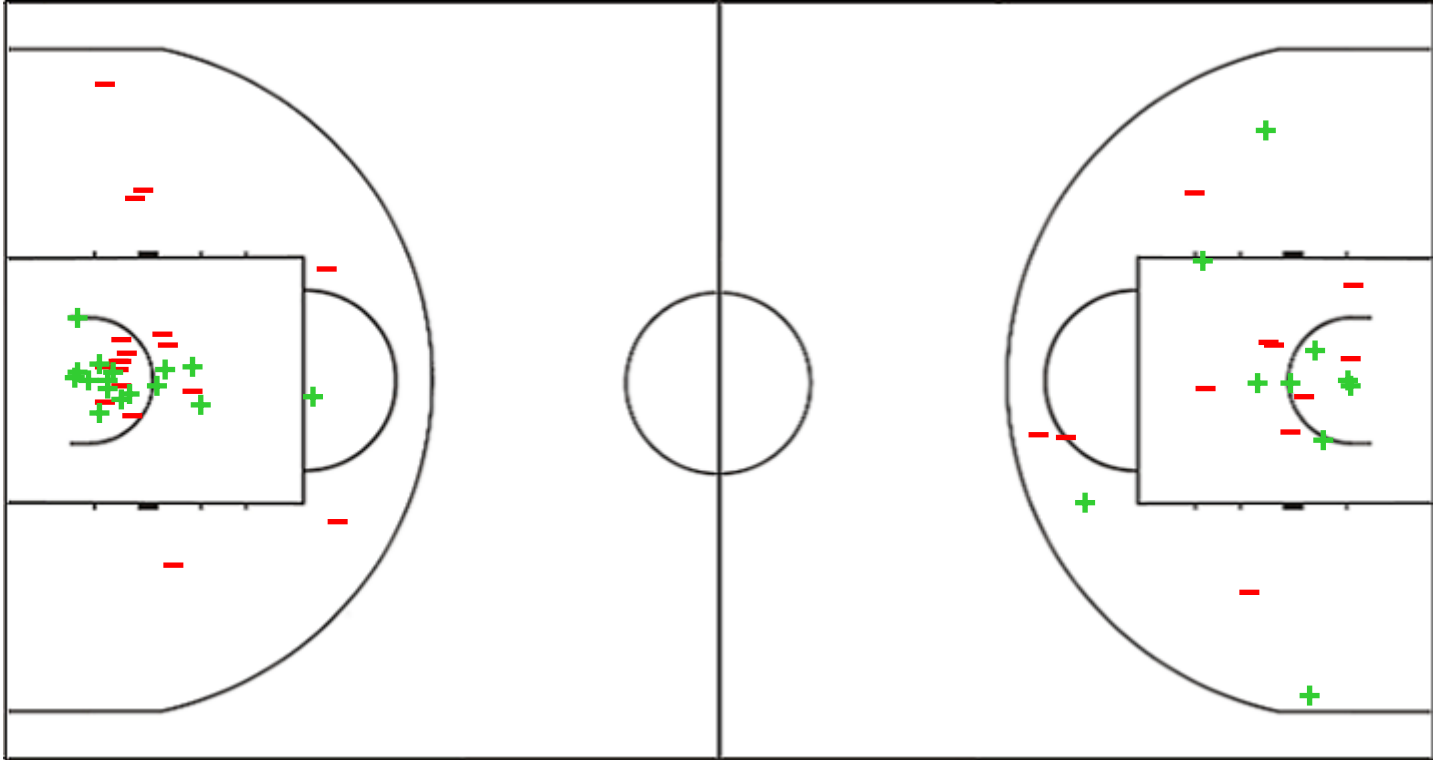


Shot Chart
AEK 80 vs 72 KSK

(9-20, 15-20, 26-16, 30-16)

Scoring by 5 min intervals:

	Q1		Q2		Q3		Q4	
AEK	6	9	10	24	35	50	68	80
KSK	11	20	35	40	49	56	64	72

AEK - AEK
KSK - Pinar Karsiyaka Izmir


AEK	M / A	%
Fied Goals	28 / 65	43
2 Points	16 / 34	47
3 Points	12 / 31	39
Free Throws	12 / 20	60

%	M / A	KSK
37	22 / 59	Fied Goals
48	10 / 21	2 Points
32	12 / 38	3 Points
70	16 / 23	Free Throws

Shot Chart

AEK 80 vs 72 KSK

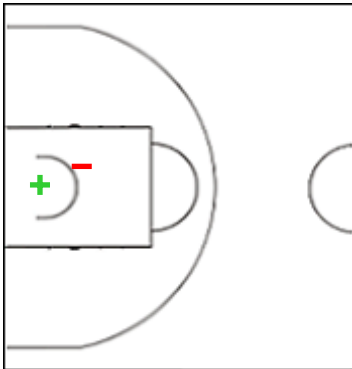
(9-20, 15-20, 26-16, 30-16)

Scoring by 5 min intervals:

	Q1		Q2		Q3		Q4	
AEK	6	9	10	24	35	50	68	80
KSK	11	20	35	40	49	56	64	72

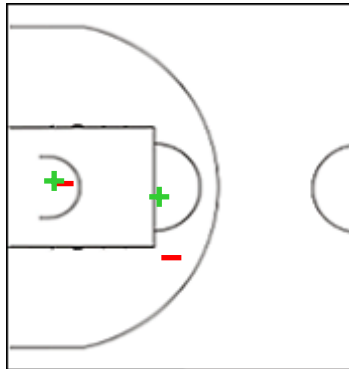
AEK - AEK

1 KONIARIS Antonis



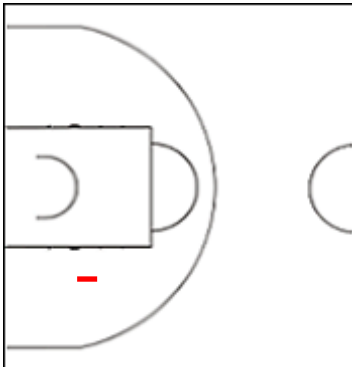
	M / A	%
Fied Goals	1 / 2	50
2 Points	1 / 2	50
3 Points	0 / 0	0
Free Throws	0 / 0	0

2 FRAZIER Tim



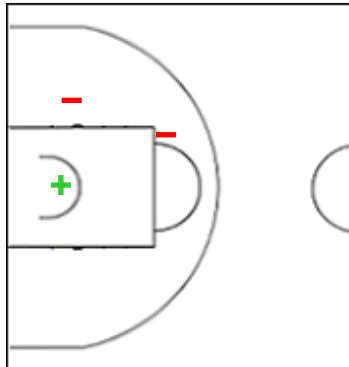
	M / A	%
Fied Goals	2 / 5	40
2 Points	2 / 4	50
3 Points	0 / 1	0
Free Throws	0 / 0	0

3 PETROPOULOS Andreas



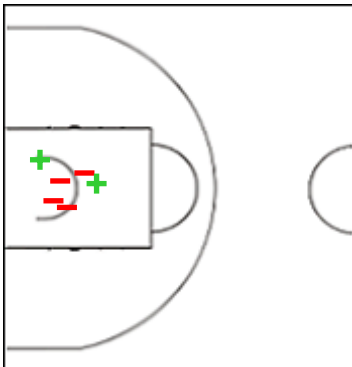
	M / A	%
Fied Goals	0 / 1	0
2 Points	0 / 1	0
3 Points	0 / 0	0
Free Throws	0 / 0	0

7 FLIONIS Dimitris



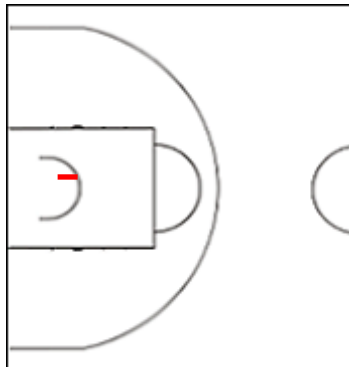
	M / A	%
Fied Goals	3 / 7	43
2 Points	1 / 3	33
3 Points	2 / 4	50
Free Throws	2 / 2	100

8 MCGRIFF Cameron



	M / A	%
Fied Goals	2 / 7	29
2 Points	2 / 6	33
3 Points	0 / 1	0
Free Throws	0 / 0	0

15 MILES Isaiah



	M / A	%
Fied Goals	1 / 3	33
2 Points	0 / 1	0
3 Points	1 / 2	50
Free Throws	0 / 0	0

Shot Chart

AEK 80 vs 72 KSK

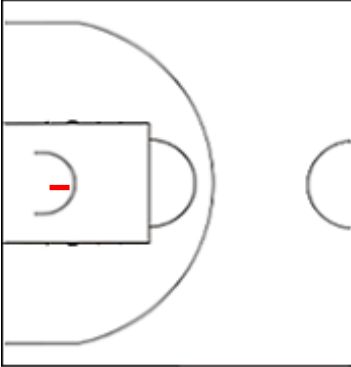
(9-20, 15-20, 26-16, 30-16)

Scoring by 5 min intervals:

	Q1		Q2		Q3		Q4	
AEK	6	9	10	24	35	50	68	80
KSK	11	20	35	40	49	56	64	72

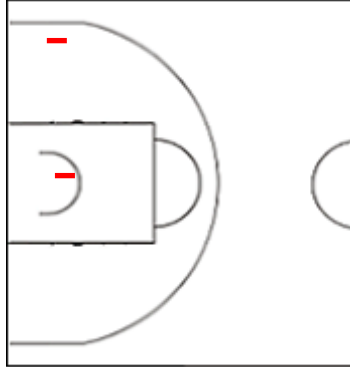
AEK - AEK

20 MADSEN Alexander



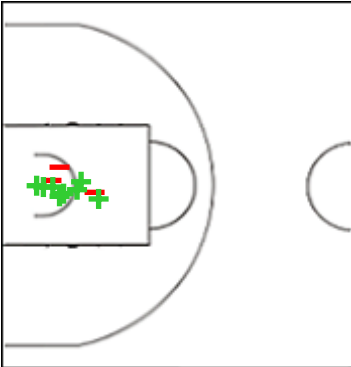
	M / A	%
Fied Goals	2 / 4	50
2 Points	0 / 1	0
3 Points	2 / 3	67
Free Throws	0 / 0	0

24 WILLIAMS Kenny



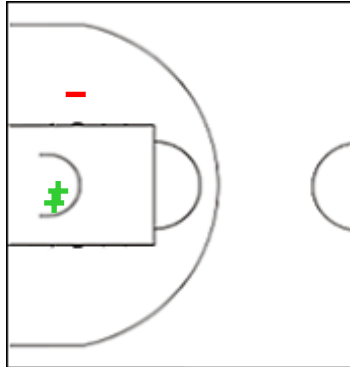
	M / A	%
Fied Goals	4 / 11	36
2 Points	0 / 2	0
3 Points	4 / 9	44
Free Throws	1 / 2	50

25 MITCHELL Akil



	M / A	%
Fied Goals	9 / 15	60
2 Points	8 / 11	73
3 Points	1 / 4	25
Free Throws	6 / 11	55

32 STRELNIEKS Janis



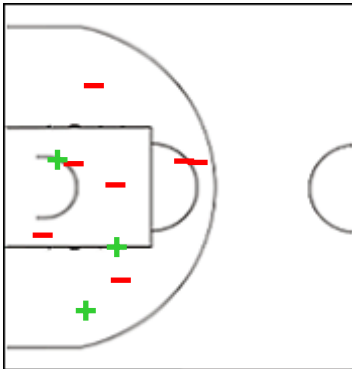
	M / A	%
Fied Goals	4 / 10	40
2 Points	2 / 3	67
3 Points	2 / 7	29
Free Throws	3 / 3	100

Shot Chart
AEK 80 vs 72 KSK

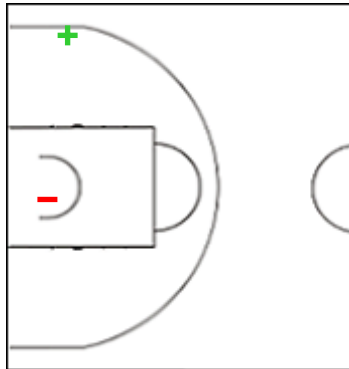
(9-20, 15-20, 26-16, 30-16)

Scoring by 5 min intervals:

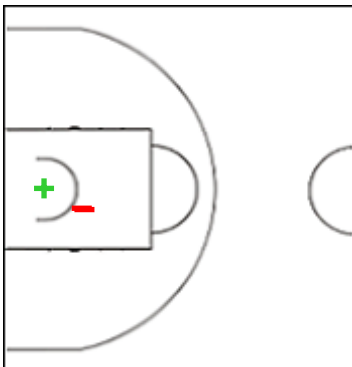
	Q1		Q2		Q3		Q4	
AEK	6	9	10	24	35	50	68	80
KSK	11	20	35	40	49	56	64	72

KSK - Pinar Karsiyaka Izmir
3 MCCOLLUM Errick


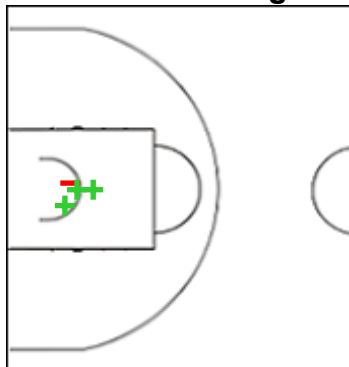
	M / A	%
Fied Goals	3 / 15	20
2 Points	3 / 10	30
3 Points	0 / 5	0
Free Throws	3 / 5	60

11 AKYAZILI Thomas


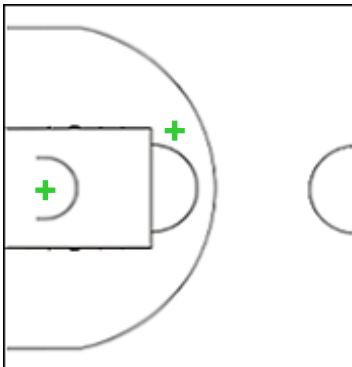
	M / A	%
Fied Goals	3 / 5	60
2 Points	1 / 2	50
3 Points	2 / 3	67
Free Throws	0 / 0	0

24 ANGOLA Braian


	M / A	%
Fied Goals	3 / 7	43
2 Points	1 / 3	33
3 Points	2 / 4	50
Free Throws	3 / 4	75

31 DELGADO Angel


	M / A	%
Fied Goals	3 / 4	75
2 Points	3 / 4	75
3 Points	0 / 0	0
Free Throws	2 / 3	67

33 BROWN Vitto


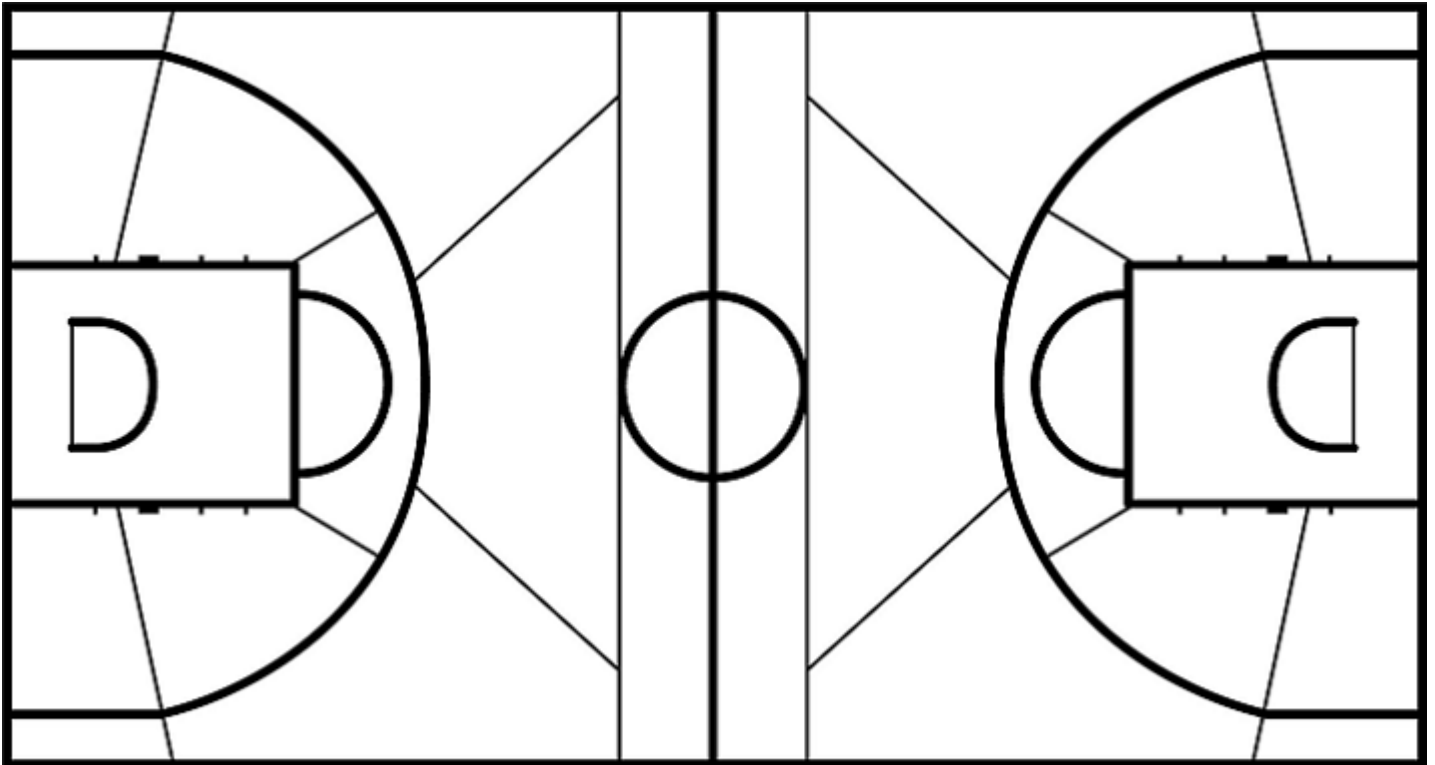
	M / A	%
Fied Goals	3 / 6	50
2 Points	2 / 2	100
3 Points	1 / 4	25
Free Throws	2 / 2	100

Shot Chart
AEK 80 vs 72 KSK

(9-20, 15-20, 26-16, 30-16)

Scoring by 5 min intervals:

	Q1		Q2		Q3		Q4	
AEK	6	9	10	24	35	50	68	80
KSK	11	20	35	40	49	56	64	72

AEK - AEK
KSK - Pinar Karsiyaka Izmir


	M / A	%
Fied Goals	28 / 65	43
2 Points	16 / 34	47
3 Points	12 / 31	39
Free Throws	12 / 20	60

%	M / A	
37	22 / 59	Fied Goals
48	10 / 21	2 Points
32	12 / 38	3 Points
70	16 / 23	Free Throws