

Shot Chart

BILB 71 vs 81 NYMB

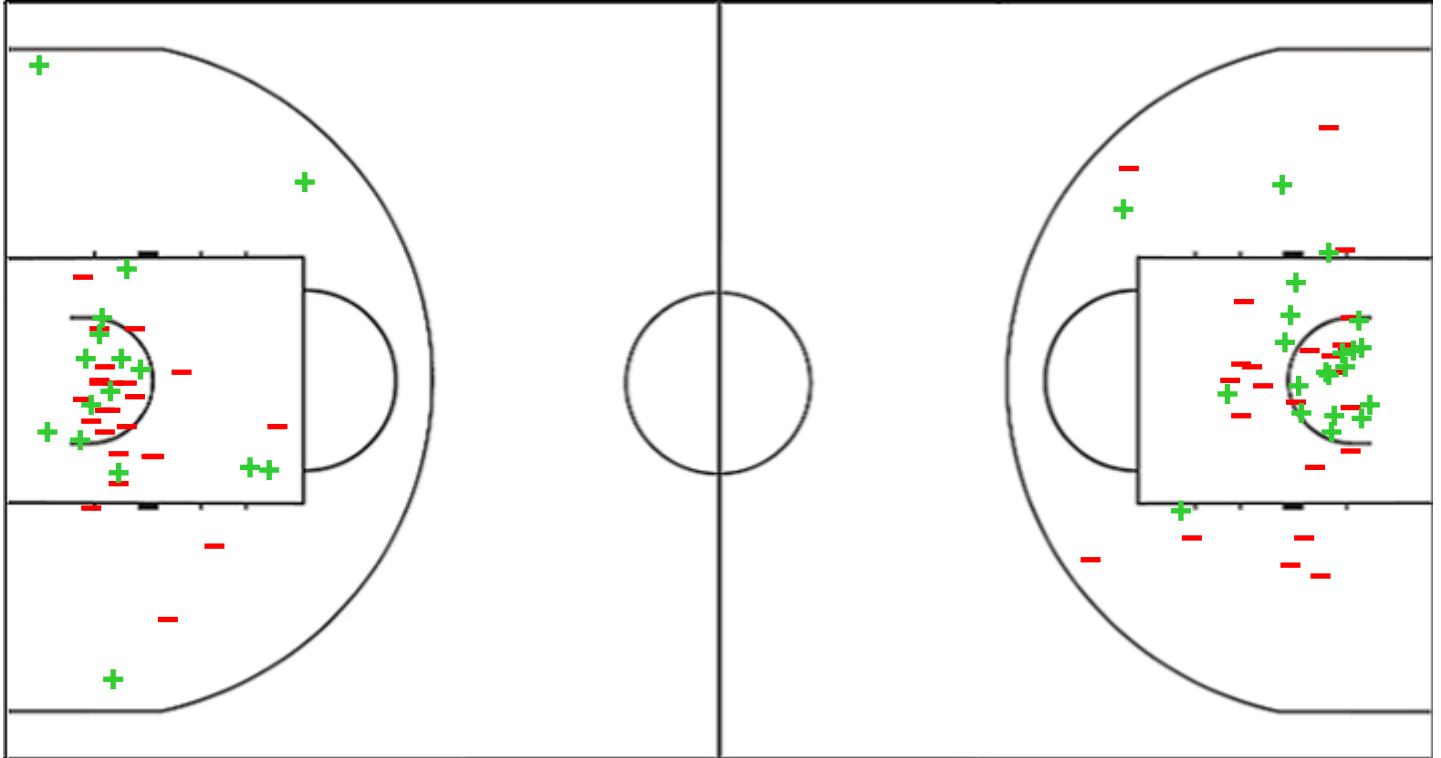
(17-18, 23-32, 15-14, 16-17)

Scoring by 5 min intervals:

	Q1		Q2		Q3		Q4	
BILB	9	17	26	40	48	55	60	71
NYMB	11	18	36	50	57	64	74	81

BILB - Surne Bilbao

NYMB - ERA Basketball Nymburk



BILB	M / A	%
Fied Goals	24 / 69	35
2 Points	16 / 40	40
3 Points	8 / 29	28
Free Throws	15 / 20	75

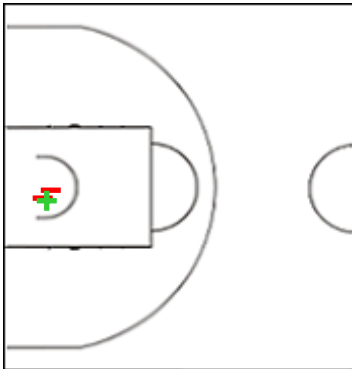
%	M / A	NYMB
46	33 / 72	Fied Goals
47	21 / 45	2 Points
44	12 / 27	3 Points
43	3 / 7	Free Throws

Shot Chart
BILB 71 vs 81 NYMB

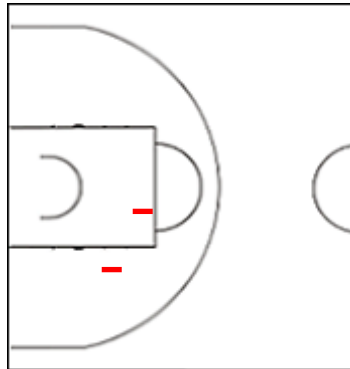
(17-18, 23-32, 15-14, 16-17)

Scoring by 5 min intervals:

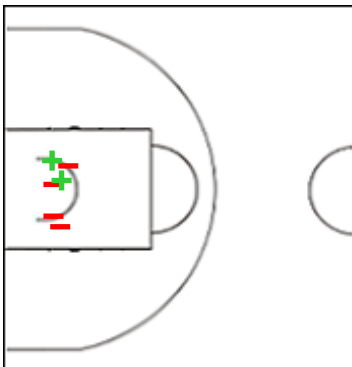
	Q1		Q2		Q3		Q4	
BILB	9	17	26	40	48	55	60	71
NYMB	11	18	36	50	57	64	74	81

BILB - Surne Bilbao
1 WITHEY Jeff


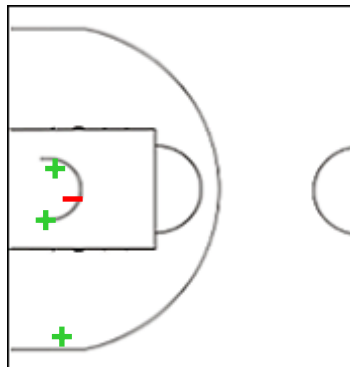
	M / A	%
Fied Goals	1 / 3	33
2 Points	1 / 3	33
3 Points	0 / 0	0
Free Throws	1 / 2	50

2 SMITH Adam


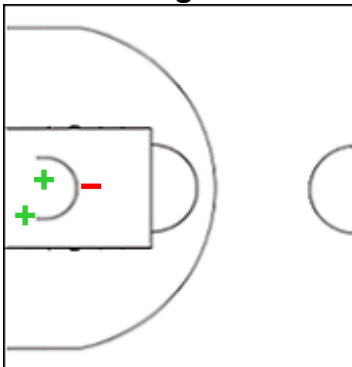
	M / A	%
Fied Goals	2 / 5	40
2 Points	0 / 2	0
3 Points	2 / 3	67
Free Throws	0 / 0	0

4 RADICEVIC Nikola


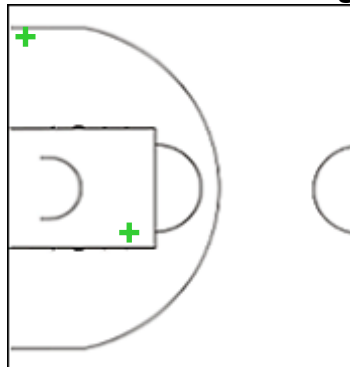
	M / A	%
Fied Goals	3 / 9	33
2 Points	2 / 6	33
3 Points	1 / 3	33
Free Throws	0 / 0	0

10 ALONSO Francis


	M / A	%
Fied Goals	3 / 10	30
2 Points	3 / 4	75
3 Points	0 / 6	0
Free Throws	3 / 3	100

11 UBAL Agustin


	M / A	%
Fied Goals	2 / 4	50
2 Points	2 / 3	67
3 Points	0 / 1	0
Free Throws	3 / 6	50

12 HAKANSON Ludvig


	M / A	%
Fied Goals	2 / 3	67
2 Points	2 / 2	100
3 Points	0 / 1	0
Free Throws	0 / 0	0

Shot Chart

BILB 71 vs 81 NYMB

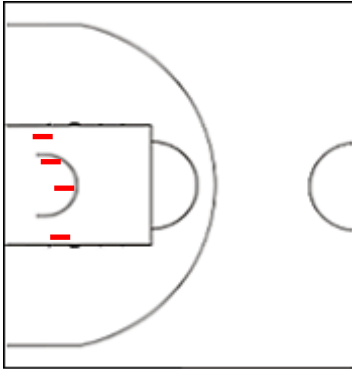
(17-18, 23-32, 15-14, 16-17)

Scoring by 5 min intervals:

	Q1		Q2		Q3		Q4	
BILB	9	17	26	40	48	55	60	71
NYMB	11	18	36	50	57	64	74	81

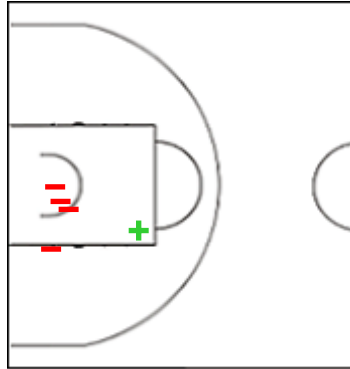
BILB - Surne Bilbao

19 SULEJMANOVIC Emir



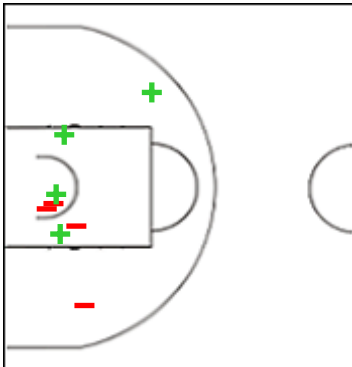
	M / A	%
Fied Goals	0 / 6	0
2 Points	0 / 4	0
3 Points	0 / 2	0
Free Throws	0 / 0	0

22 RABASEDA Xavi



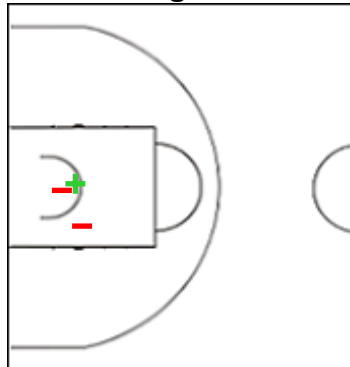
	M / A	%
Fied Goals	1 / 6	17
2 Points	1 / 5	20
3 Points	0 / 1	0
Free Throws	0 / 0	0

23 KYSER Michale



	M / A	%
Fied Goals	4 / 8	50
2 Points	4 / 8	50
3 Points	0 / 0	0
Free Throws	4 / 5	80

33 ROSA Ignacio



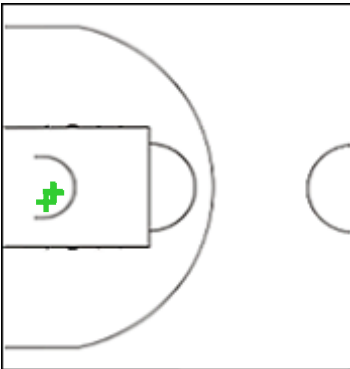
	M / A	%
Fied Goals	2 / 6	33
2 Points	1 / 3	33
3 Points	1 / 3	33
Free Throws	4 / 4	100

Shot Chart
BILB 71 vs 81 NYMB

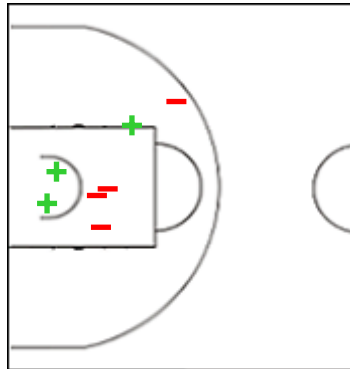
(17-18, 23-32, 15-14, 16-17)

Scoring by 5 min intervals:

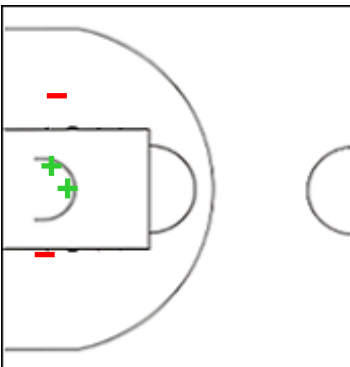
	Q1		Q2		Q3		Q4	
BILB	9	17	26	40	48	55	60	71
NYMB	11	18	36	50	57	64	74	81

NYMB - ERA Basketball Nymburk
0 WATSON Nate


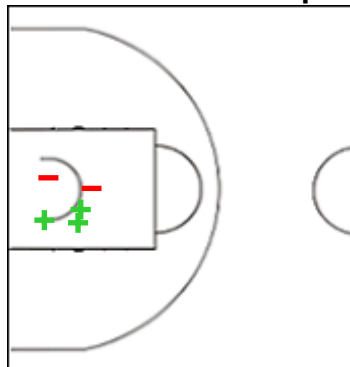
	M / A	%
Fied Goals	3 / 3	100
2 Points	3 / 3	100
3 Points	0 / 0	0
Free Throws	0 / 0	0

2 KLASSEN Marek


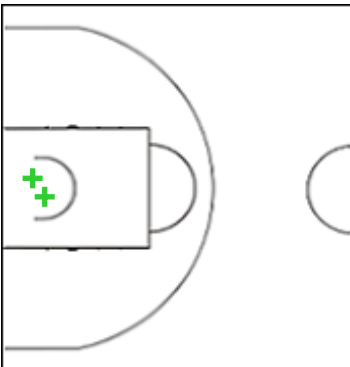
	M / A	%
Fied Goals	6 / 13	46
2 Points	3 / 7	43
3 Points	3 / 6	50
Free Throws	1 / 2	50

4 BENDA Petr


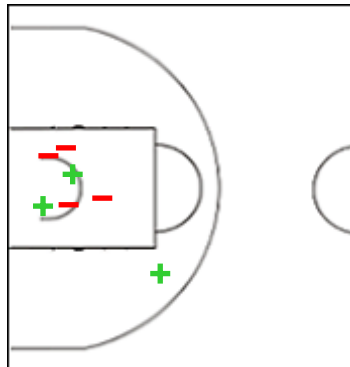
	M / A	%
Fied Goals	2 / 7	29
2 Points	2 / 4	50
3 Points	0 / 3	0
Free Throws	1 / 2	50

7 IVANAUSKAS Rapolas


	M / A	%
Fied Goals	3 / 5	60
2 Points	3 / 5	60
3 Points	0 / 0	0
Free Throws	0 / 2	0

10 NOVAK David


	M / A	%
Fied Goals	2 / 2	100
2 Points	2 / 2	100
3 Points	0 / 0	0
Free Throws	0 / 0	0

12 SIMMONS Gerel


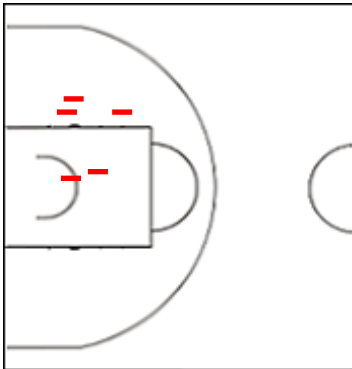
	M / A	%
Fied Goals	10 / 16	63
2 Points	3 / 7	43
3 Points	7 / 9	78
Free Throws	0 / 0	0

Shot Chart
BILB 71 vs 81 NYMB

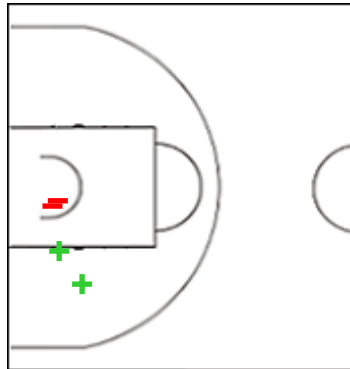
(17-18, 23-32, 15-14, 16-17)

Scoring by 5 min intervals:

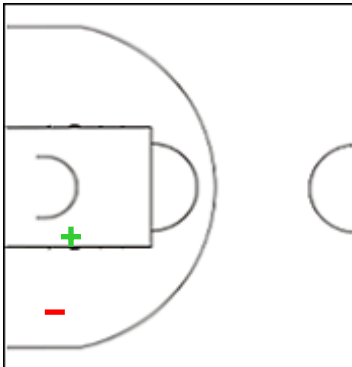
	Q1		Q2		Q3		Q4	
BILB	9	17	26	40	48	55	60	71
NYMB	11	18	36	50	57	64	74	81

NYMB - ERA Basketball Nymburk
13 LOCKETT Eric


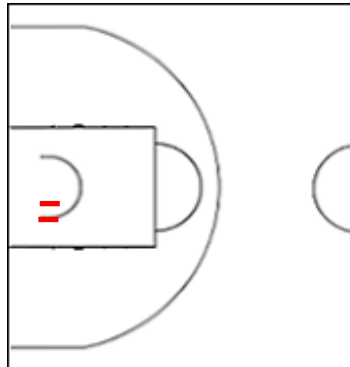
	M / A	%
Fied Goals	0 / 5	0
2 Points	0 / 5	0
3 Points	0 / 0	0
Free Throws	0 / 0	0

21 KOVAR Lubos


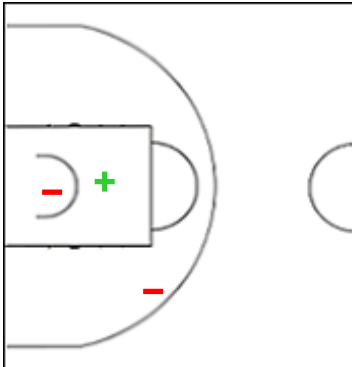
	M / A	%
Fied Goals	3 / 7	43
2 Points	2 / 4	50
3 Points	1 / 3	33
Free Throws	0 / 0	0

23 PALYZA Lukas


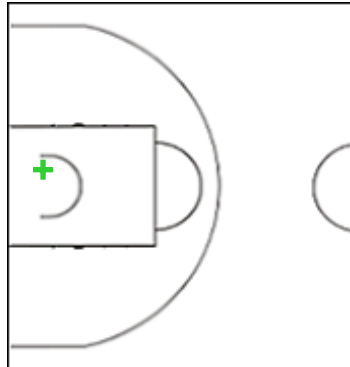
	M / A	%
Fied Goals	1 / 3	33
2 Points	1 / 2	50
3 Points	0 / 1	0
Free Throws	1 / 1	100

31 KRIZ Martin


	M / A	%
Fied Goals	0 / 3	0
2 Points	0 / 2	0
3 Points	0 / 1	0
Free Throws	0 / 0	0

73 RYLICH Frantisek


	M / A	%
Fied Goals	2 / 7	29
2 Points	1 / 3	33
3 Points	1 / 4	25
Free Throws	0 / 0	0

98 TUMA Jakub


	M / A	%
Fied Goals	1 / 1	100
2 Points	1 / 1	100
3 Points	0 / 0	0
Free Throws	0 / 0	0

Shot Chart
BILB 71 vs 81 NYMB

(17-18, 23-32, 15-14, 16-17)

Scoring by 5 min intervals:

	Q1		Q2		Q3		Q4	
BILB	9	17	26	40	48	55	60	71
NYMB	11	18	36	50	57	64	74	81

BILB - Surne Bilbao
NYMB - ERA Basketball Nymburk


	M / A	%
Fied Goals	24 / 69	35
2 Points	16 / 40	40
3 Points	8 / 29	28
Free Throws	15 / 20	75

%	M / A	
46	33 / 72	Fied Goals
47	21 / 45	2 Points
44	12 / 27	3 Points
43	3 / 7	Free Throws