

Shot Chart

BNEI 87 vs 90 PERI

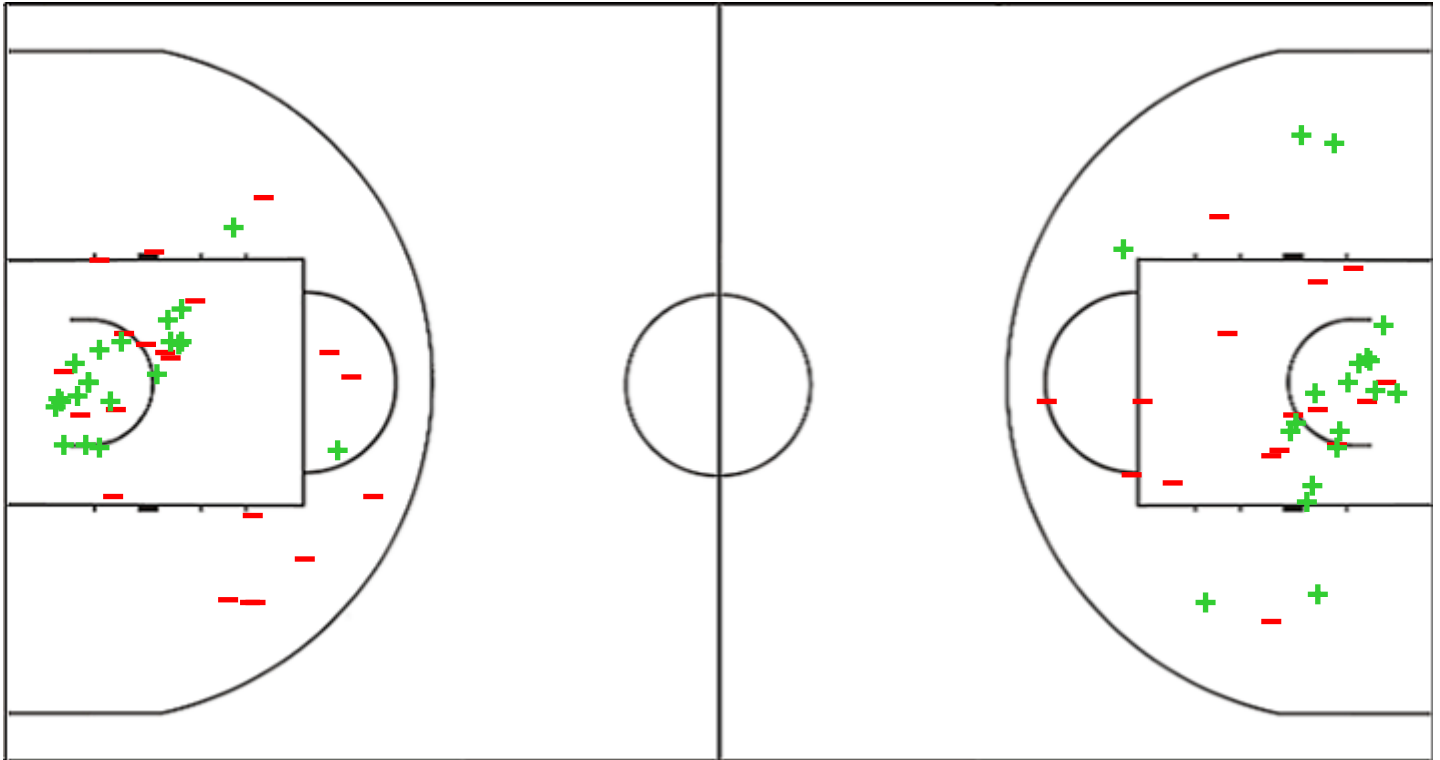
(19-17, 26-31, 23-19, 19-23)

Scoring by 5 min intervals:

	Q1		Q2		Q3		Q4	
BNEI	9	19	35	45	56	68	73	87
PERI	10	17	29	48	57	67	77	90

BNEI - BNEI OFEK DIST HERZLIYA

PERI - G.S. Peristeriou 1971 S.A.



BNEI	M / A	%
Fied Goals	27 / 61	44
2 Points	22 / 42	52
3 Points	5 / 19	26
Free Throws	28 / 38	74

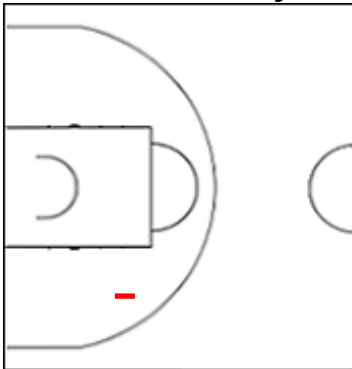
%	M / A	PERI
47	32 / 68	Fied Goals
54	19 / 35	2 Points
39	13 / 33	3 Points
59	13 / 22	Free Throws

Shot Chart
BNEI 87 vs 90 PERI

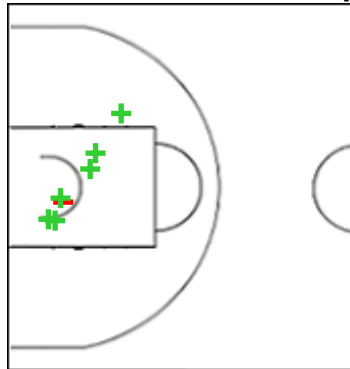
(19-17, 26-31, 23-19, 19-23)

Scoring by 5 min intervals:

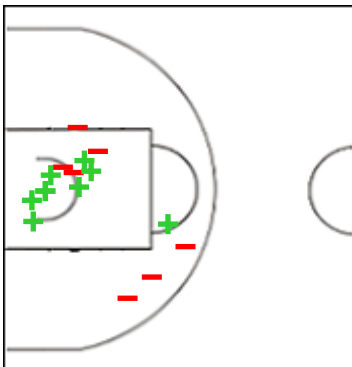
	Q1		Q2		Q3		Q4	
BNEI	9	19	35	45	56	68	73	87
PERI	10	17	29	48	57	67	77	90

BNEI - BNEI OFEK DIST HERZLIYA
1 COHEN III Sandy


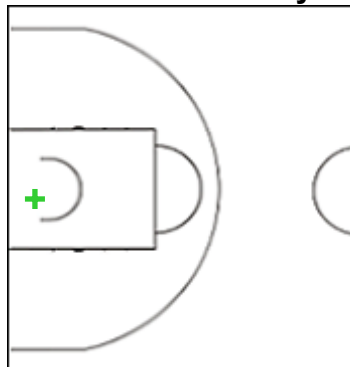
	M / A	%
Fied Goals	0 / 2	0
2 Points	0 / 1	0
3 Points	0 / 1	0
Free Throws	1 / 2	50

2 THOMPSON JR. Stephen


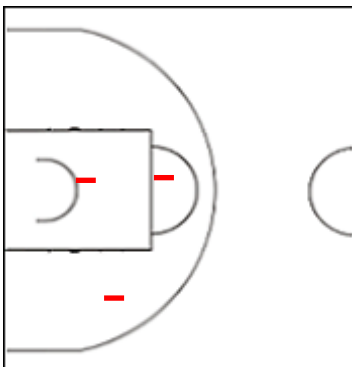
	M / A	%
Fied Goals	7 / 10	70
2 Points	6 / 7	86
3 Points	1 / 3	33
Free Throws	1 / 2	50

9 KEMP Maurice


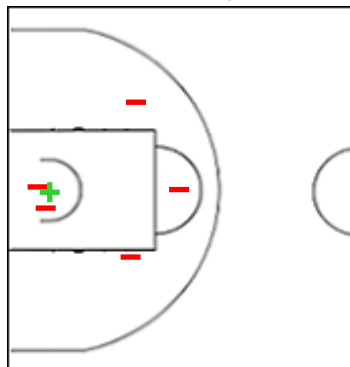
	M / A	%
Fied Goals	11 / 19	58
2 Points	9 / 16	56
3 Points	2 / 3	67
Free Throws	8 / 10	80

11 VAN VLIET Andy


	M / A	%
Fied Goals	1 / 1	100
2 Points	1 / 1	100
3 Points	0 / 0	0
Free Throws	3 / 4	75

19 BABB Chris


	M / A	%
Fied Goals	2 / 10	20
2 Points	0 / 3	0
3 Points	2 / 7	29
Free Throws	8 / 10	80

21 HOOKER Quinton


	M / A	%
Fied Goals	1 / 11	9
2 Points	1 / 6	17
3 Points	0 / 5	0
Free Throws	4 / 4	100

Shot Chart

BNEI 87 vs 90 PERI

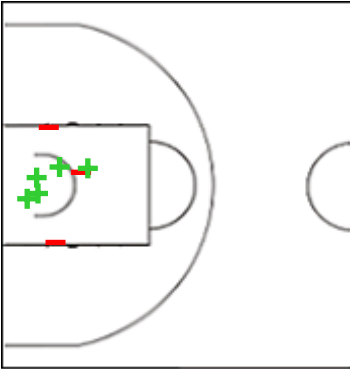
(19-17, 26-31, 23-19, 19-23)

Scoring by 5 min intervals:

	Q1		Q2		Q3		Q4	
BNEI	9	19	35	45	56	68	73	87
PERI	10	17	29	48	57	67	77	90

BNEI - BNEI OFEK DIST HERZLIYA

45 GAMBLE Julian



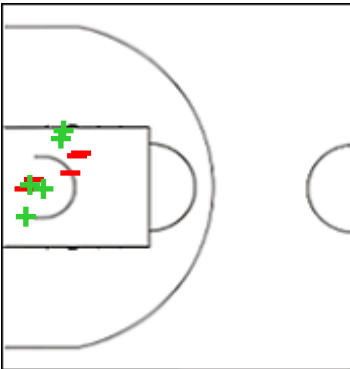
	M / A	%
Fied Goals	5 / 8	63
2 Points	5 / 8	63
3 Points	0 / 0	0
Free Throws	3 / 6	50

Shot Chart
BNEI 87 vs 90 PERI

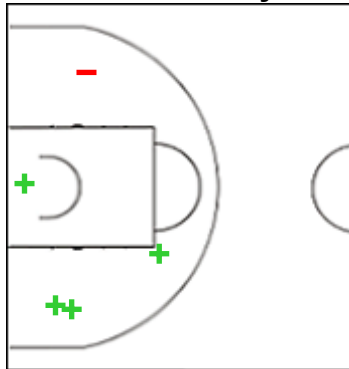
(19-17, 26-31, 23-19, 19-23)

Scoring by 5 min intervals:

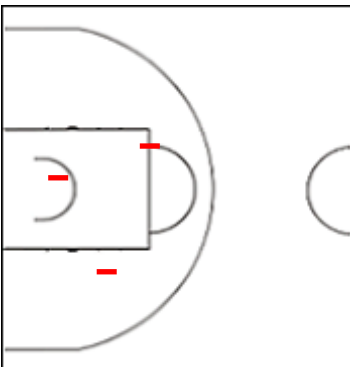
	Q1		Q2		Q3		Q4	
BNEI	9	19	35	45	56	68	73	87
PERI	10	17	29	48	57	67	77	90

PERI - G.S. Peristeriou 1971 S.A.
2 BILAN Miro


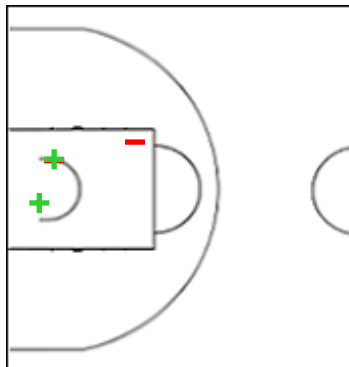
	M / A	%
Fied Goals	5 / 10	50
2 Points	5 / 10	50
3 Points	0 / 0	0
Free Throws	5 / 10	50

3 FRANCISCO Sylvain


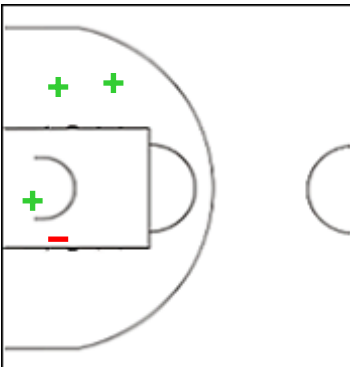
	M / A	%
Fied Goals	7 / 12	58
2 Points	4 / 5	80
3 Points	3 / 7	43
Free Throws	4 / 4	100

6 MORAITIS Dimitris


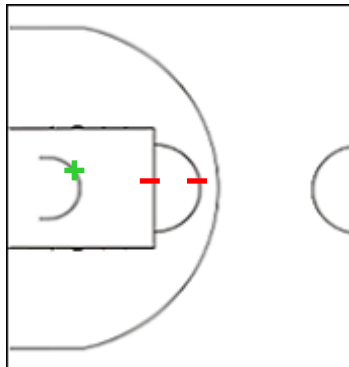
	M / A	%
Fied Goals	1 / 5	20
2 Points	0 / 3	0
3 Points	1 / 2	50
Free Throws	0 / 0	0

7 RADANOV Aleksa


	M / A	%
Fied Goals	2 / 5	40
2 Points	2 / 4	50
3 Points	0 / 1	0
Free Throws	0 / 0	0

12 DENMON Marcus


	M / A	%
Fied Goals	8 / 15	53
2 Points	3 / 4	75
3 Points	5 / 11	45
Free Throws	4 / 6	67

14 KASELAKIS Leonidas


	M / A	%
Fied Goals	2 / 6	33
2 Points	1 / 3	33
3 Points	1 / 3	33
Free Throws	0 / 0	0

Shot Chart

BNEI 87 vs 90 PERI

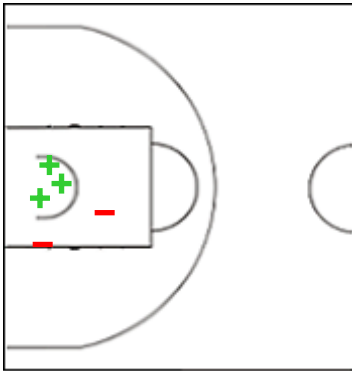
(19-17, 26-31, 23-19, 19-23)

Scoring by 5 min intervals:

	Q1		Q2		Q3		Q4	
BNEI	9	19	35	45	56	68	73	87
PERI	10	17	29	48	57	67	77	90

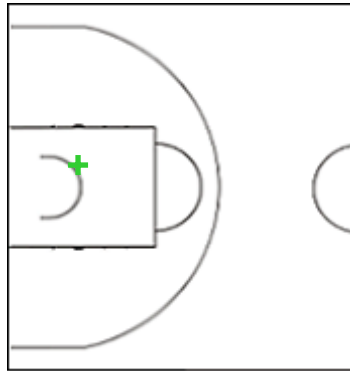
PERI - G.S. Peristeriou 1971 S.A.

17 AGRAVANIS Dimitris



	M / A	%
Fied Goals	5 / 11	45
2 Points	3 / 5	60
3 Points	2 / 6	33
Free Throws	0 / 2	0

18 PERSIDIS Nikos



	M / A	%
Fied Goals	2 / 4	50
2 Points	1 / 1	100
3 Points	1 / 3	33
Free Throws	0 / 0	0

Shot Chart

BNEI 87 vs 90 PERI

(19-17, 26-31, 23-19, 19-23)

Scoring by 5 min intervals:

	Q1		Q2		Q3		Q4	
BNEI	9	19	35	45	56	68	73	87
PERI	10	17	29	48	57	67	77	90

BNEI - BNEI OFEK DIST HERZLIYA

PERI - G.S. Peristeriou 1971 S.A.



	M / A	%
Fied Goals	27 / 61	44
2 Points	22 / 42	52
3 Points	5 / 19	26
Free Throws	28 / 38	74

%	M / A	
47	32 / 68	Fied Goals
54	19 / 35	2 Points
39	13 / 33	3 Points
59	13 / 22	Free Throws