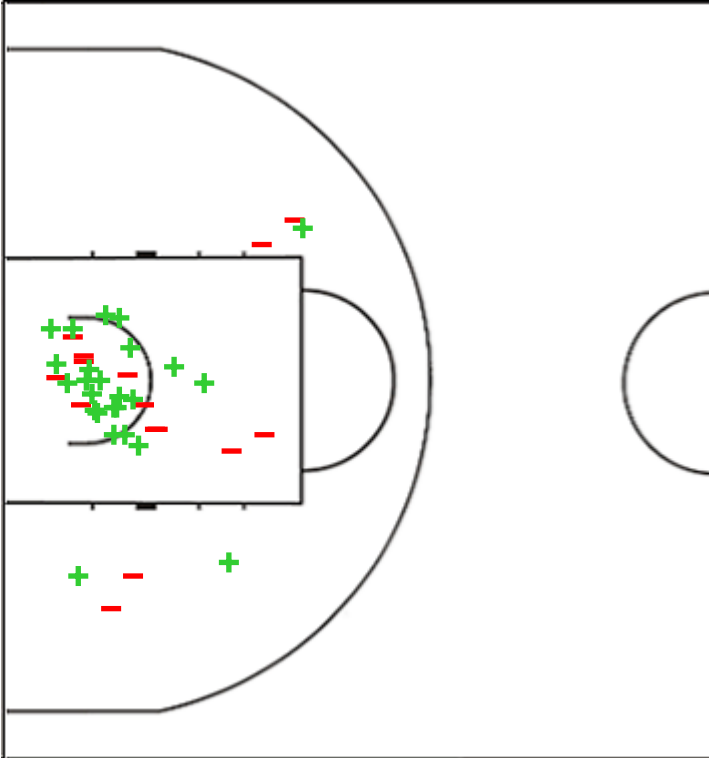
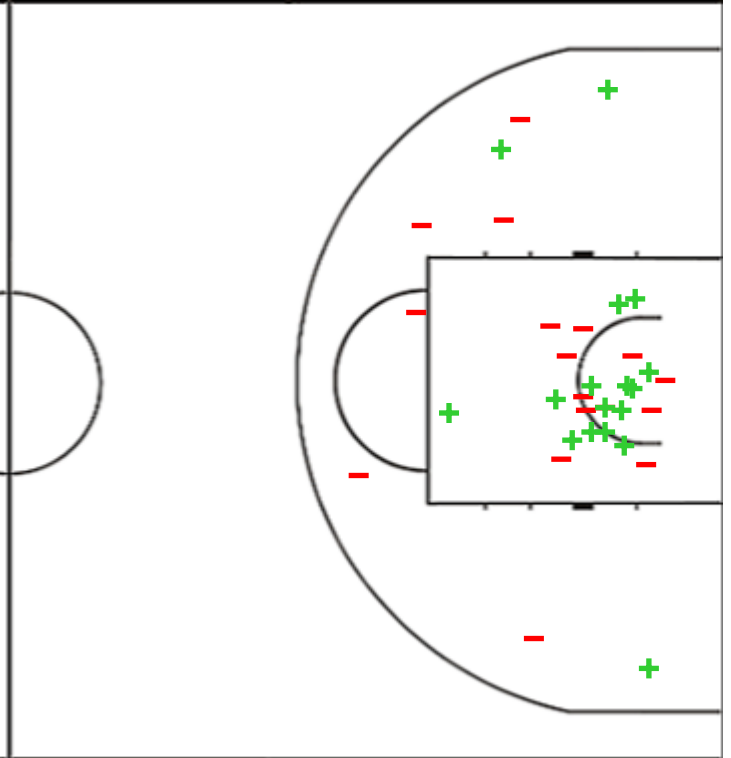


Shot Chart
VILN 85 vs 62 PAOK

(23-16, 23-16, 19-12, 20-18)

Scoring by 5 min intervals:

	Q1		Q2		Q3		Q4	
VILN	9	23	31	46	53	65	79	85
PAOK	9	16	25	32	40	44	50	62

VILN - BC Rytas

PAOK - PAOK


VILN	M / A	%
Fied Goals	33 / 61	54
2 Points	26 / 41	63
3 Points	7 / 20	35
Free Throws	12 / 14	86

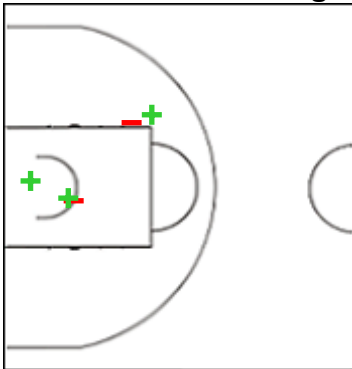
%	M / A	PAOK
34	22 / 64	Fied Goals
49	17 / 35	2 Points
17	5 / 29	3 Points
81	13 / 16	Free Throws

Shot Chart
VILN 85 vs 62 PAOK

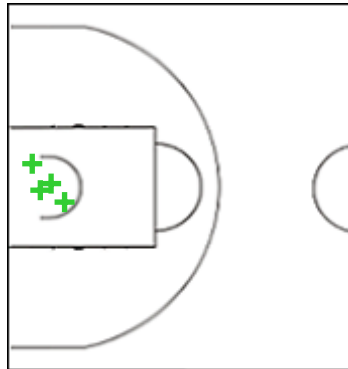
(23-16, 23-16, 19-12, 20-18)

Scoring by 5 min intervals:

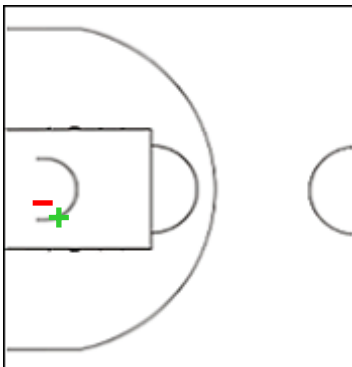
	Q1		Q2		Q3		Q4	
VILN	9	23	31	46	53	65	79	85
PAOK	9	16	25	32	40	44	50	62

VILN - BC Rytas
2 NORMANTAS Margiris


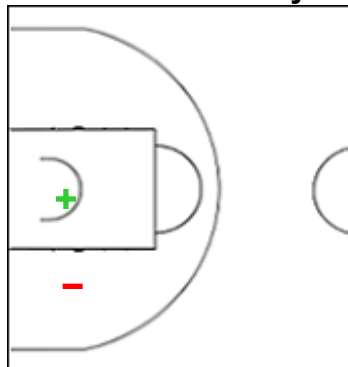
	M / A	%
Fied Goals	5 / 8	63
2 Points	3 / 5	60
3 Points	2 / 3	67
Free Throws	2 / 2	100

4 WILLIAMS Jarvis


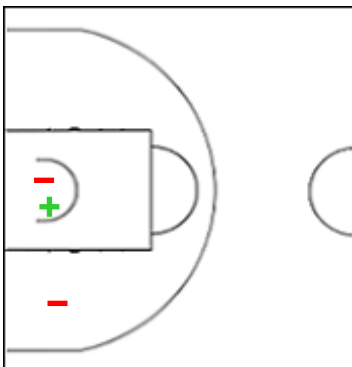
	M / A	%
Fied Goals	4 / 4	100
2 Points	4 / 4	100
3 Points	0 / 0	0
Free Throws	0 / 0	0

5 LEKUNAS Tomas


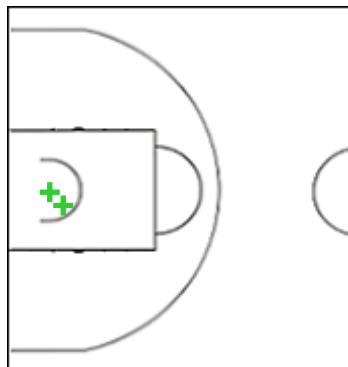
	M / A	%
Fied Goals	2 / 4	50
2 Points	1 / 2	50
3 Points	1 / 2	50
Free Throws	0 / 0	0

7 RADZEVICIUS Gytis


	M / A	%
Fied Goals	1 / 3	33
2 Points	1 / 2	50
3 Points	0 / 1	0
Free Throws	2 / 2	100

9 FRIDRIKSSON Elvar


	M / A	%
Fied Goals	2 / 6	33
2 Points	1 / 3	33
3 Points	1 / 3	33
Free Throws	5 / 5	100

12 KAIRYS Evaldas


	M / A	%
Fied Goals	2 / 2	100
2 Points	2 / 2	100
3 Points	0 / 0	0
Free Throws	1 / 2	50

Shot Chart

VILN 85 vs 62 PAOK

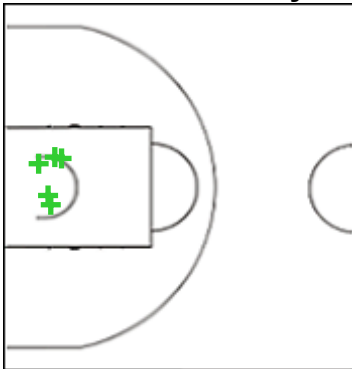
(23-16, 23-16, 19-12, 20-18)

Scoring by 5 min intervals:

	Q1		Q2		Q3		Q4	
VILN	9	23	31	46	53	65	79	85
PAOK	9	16	25	32	40	44	50	62

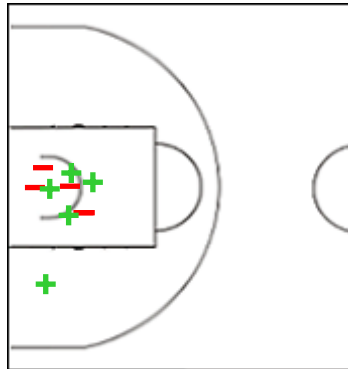
VILN - BC Rytas

14 ECHODAS Martynas



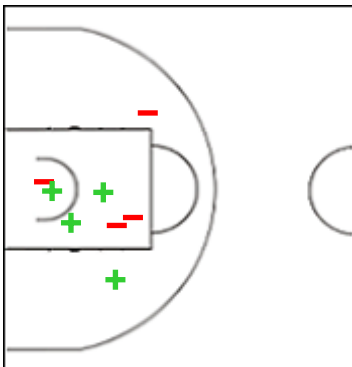
	M / A	%
Fied Goals	5 / 5	100
2 Points	5 / 5	100
3 Points	0 / 0	0
Free Throws	1 / 2	50

17 FOSTER Marcus



	M / A	%
Fied Goals	6 / 14	43
2 Points	5 / 10	50
3 Points	1 / 4	25
Free Throws	1 / 1	100

25 VARADI Benedek



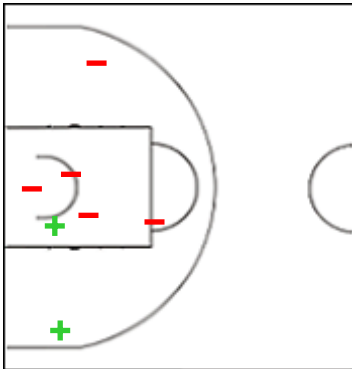
	M / A	%
Fied Goals	5 / 11	45
2 Points	4 / 8	50
3 Points	1 / 3	33
Free Throws	0 / 0	0

Shot Chart
VILN 85 vs 62 PAOK

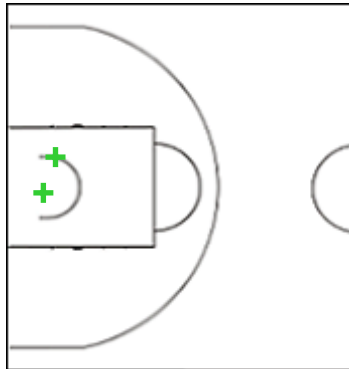
(23-16, 23-16, 19-12, 20-18)

Scoring by 5 min intervals:

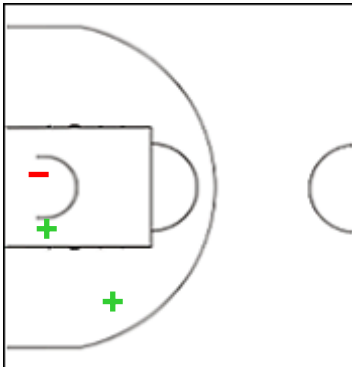
	Q1		Q2		Q3		Q4	
VILN	9	23	31	46	53	65	79	85
PAOK	9	16	25	32	40	44	50	62

PAOK - PAOK
0 FRANKE Yannick


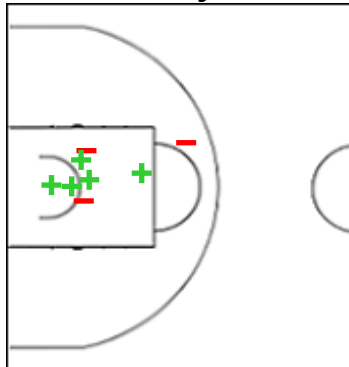
	M / A	%
Fied Goals	2 / 12	17
2 Points	2 / 7	29
3 Points	0 / 5	0
Free Throws	2 / 2	100

5 RILEY Jalen


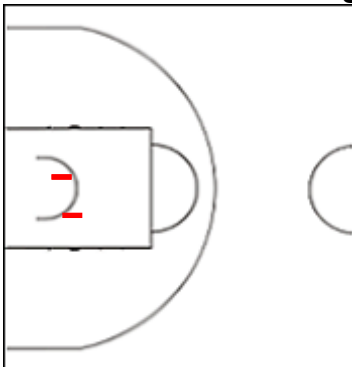
	M / A	%
Fied Goals	4 / 8	50
2 Points	2 / 2	100
3 Points	2 / 6	33
Free Throws	7 / 7	100

6 TSIAKMAS Nikolaos


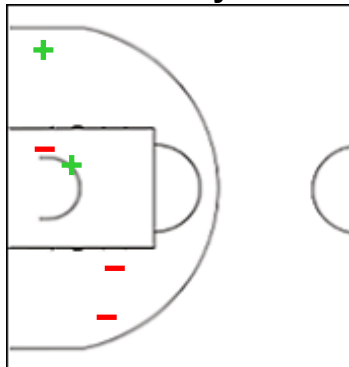
	M / A	%
Fied Goals	2 / 6	33
2 Points	2 / 3	67
3 Points	0 / 3	0
Free Throws	0 / 0	0

8 HANDS Jaylen


	M / A	%
Fied Goals	5 / 11	45
2 Points	5 / 8	63
3 Points	0 / 3	0
Free Throws	1 / 1	100

11 MARGARITIS Evangelos


	M / A	%
Fied Goals	1 / 4	25
2 Points	0 / 3	0
3 Points	1 / 1	100
Free Throws	2 / 2	100

12 POLLEY Tyler


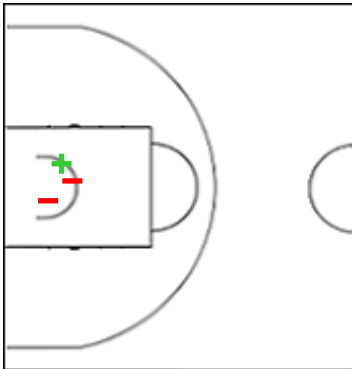
	M / A	%
Fied Goals	3 / 9	33
2 Points	2 / 5	40
3 Points	1 / 4	25
Free Throws	1 / 2	50

Shot Chart
VILN 85 vs 62 PAOK

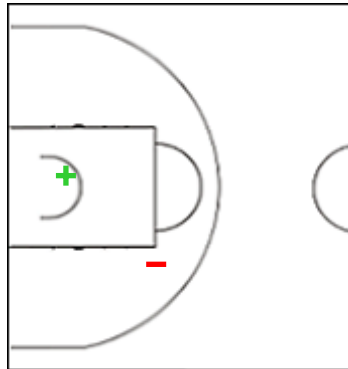
(23-16, 23-16, 19-12, 20-18)

Scoring by 5 min intervals:

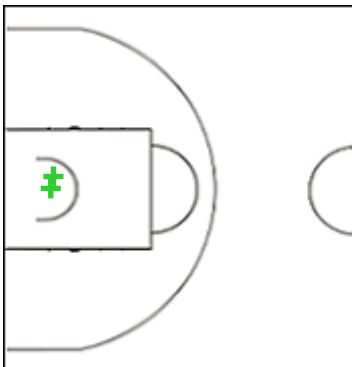
	Q1		Q2		Q3		Q4	
VILN	9	23	31	46	53	65	79	85
PAOK	9	16	25	32	40	44	50	62

PAOK - PAOK
14 CHRISTIDIS Vassilis


	M / A	%
Fied Goals	1 / 3	33
2 Points	1 / 3	33
3 Points	0 / 0	0
Free Throws	0 / 2	0

18 SIBERT Jordan


	M / A	%
Fied Goals	2 / 7	29
2 Points	1 / 2	50
3 Points	1 / 5	20
Free Throws	0 / 0	0

22 SALOUSTROS Christos


	M / A	%
Fied Goals	2 / 4	50
2 Points	2 / 2	100
3 Points	0 / 2	0
Free Throws	0 / 0	0

Shot Chart
VILN 85 vs 62 PAOK

(23-16, 23-16, 19-12, 20-18)

Scoring by 5 min intervals:

	Q1		Q2		Q3		Q4	
VILN	9	23	31	46	53	65	79	85
PAOK	9	16	25	32	40	44	50	62

VILN - BC Rytas
PAOK - PAOK


	M / A	%
Fied Goals	33 / 61	54
2 Points	26 / 41	63
3 Points	7 / 20	35
Free Throws	12 / 14	86

%	M / A	
34	22 / 64	Fied Goals
49	17 / 35	2 Points
17	5 / 29	3 Points
81	13 / 16	Free Throws