

Shot Chart

HOLO 103 vs 79 IGOK

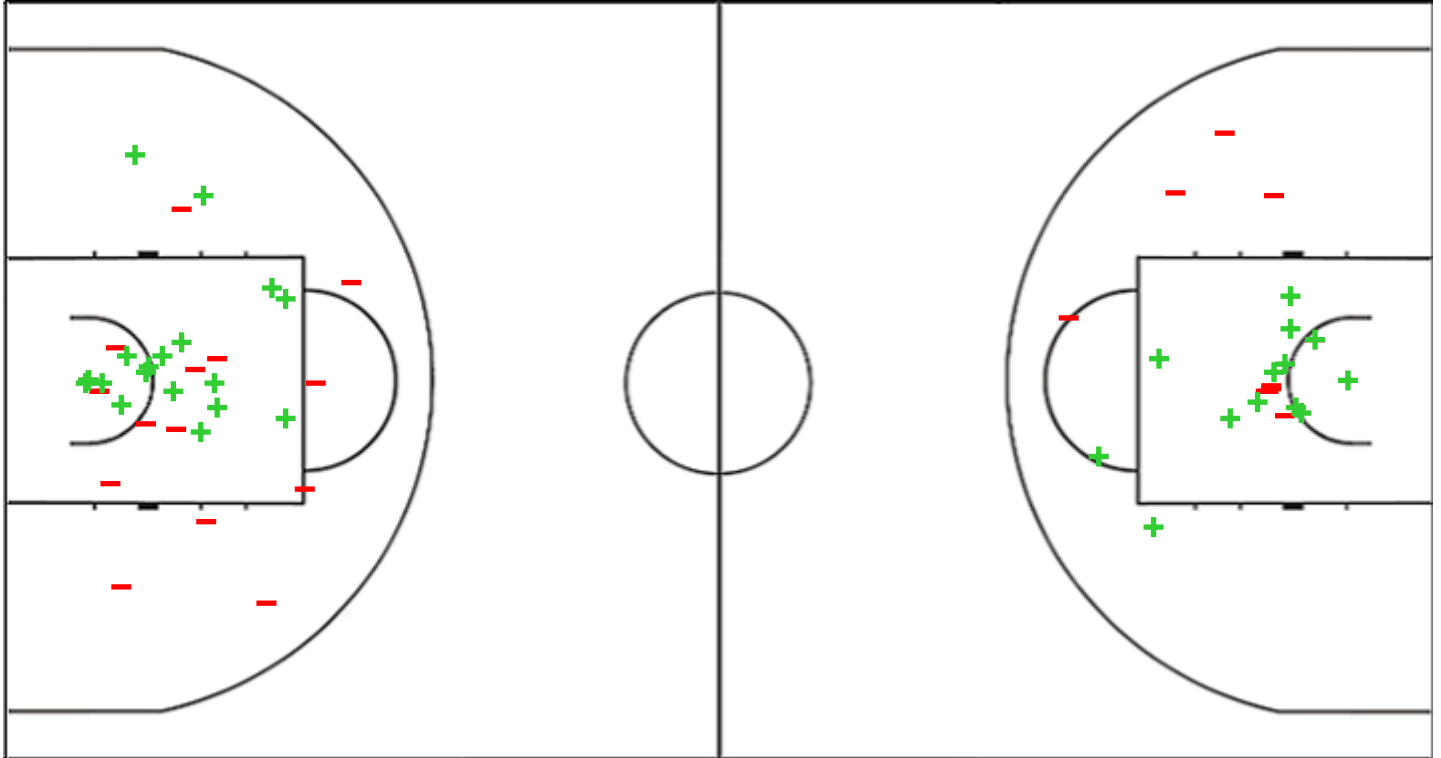
(22-27, 35-20, 25-18, 21-14)

Scoring by 5 min intervals:

	Q1		Q2		Q3		Q4	
HOLO	10	22	45	57	65	82	93	103
IGOK	10	27	37	47	52	65	70	79

HOLO - Hapoel Atsmon Holon

IGOK - Igokea m:tel



HOLO	M / A	%
Fied Goals	36 / 69	52
2 Points	20 / 35	57
3 Points	16 / 34	47
Free Throws	15 / 19	79

%	M / A	IGOK
45	24 / 53	Fied Goals
57	13 / 23	2 Points
37	11 / 30	3 Points
80	20 / 25	Free Throws

Shot Chart

HOLO 103 vs 79 IGOK

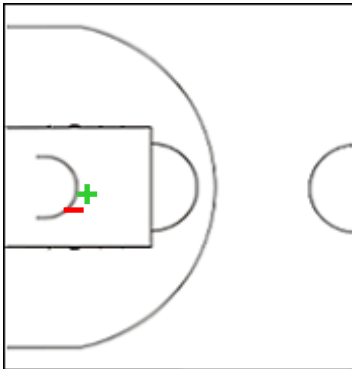
(22-27, 35-20, 25-18, 21-14)

Scoring by 5 min intervals:

	Q1		Q2		Q3		Q4	
HOLO	10	22	45	57	65	82	93	103
IGOK	10	27	37	47	52	65	70	79

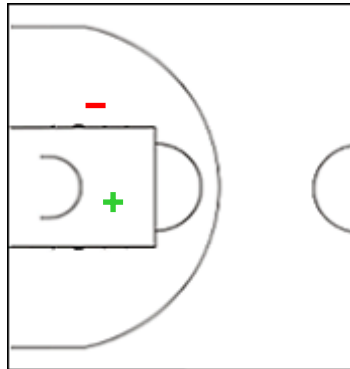
HOLO - Hapoel Atsmon Holon

1 RAGLAND Joe



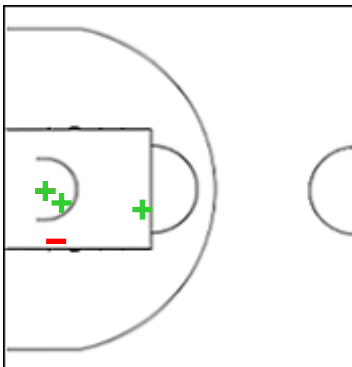
	M / A	%
Fied Goals	4 / 9	44
2 Points	1 / 2	50
3 Points	3 / 7	43
Free Throws	1 / 2	50

2 DAWSON Shawn



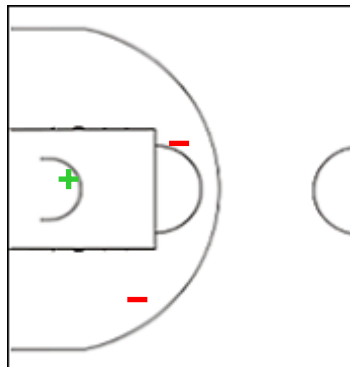
	M / A	%
Fied Goals	1 / 4	25
2 Points	1 / 2	50
3 Points	0 / 2	0
Free Throws	2 / 2	100

4 JOHNSON Chris



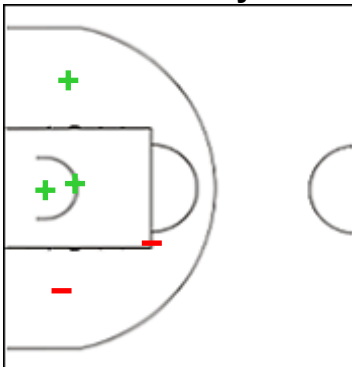
	M / A	%
Fied Goals	4 / 9	44
2 Points	3 / 5	60
3 Points	1 / 4	25
Free Throws	6 / 6	100

11 HARRIS C.J.



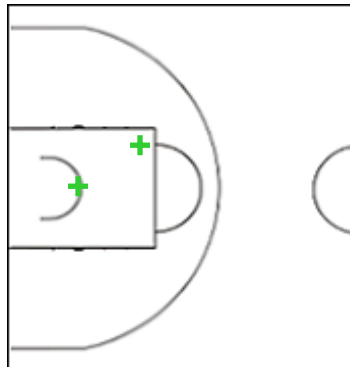
	M / A	%
Fied Goals	3 / 8	38
2 Points	1 / 3	33
3 Points	2 / 5	40
Free Throws	3 / 3	100

20 DALTON Hayden



	M / A	%
Fied Goals	7 / 12	58
2 Points	3 / 5	60
3 Points	4 / 7	57
Free Throws	0 / 0	0

22 DELAURIER Javin



	M / A	%
Fied Goals	2 / 2	100
2 Points	2 / 2	100
3 Points	0 / 0	0
Free Throws	2 / 3	67

Shot Chart

HOLO 103 vs 79 IGOK

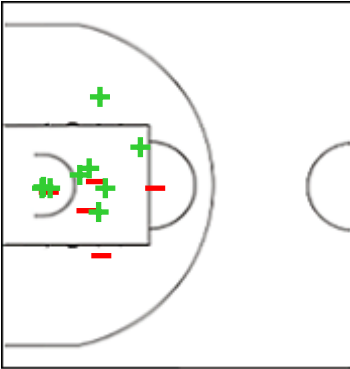
(22-27, 35-20, 25-18, 21-14)

Scoring by 5 min intervals:

	Q1		Q2		Q3		Q4	
HOLO	10	22	45	57	65	82	93	103
IGOK	10	27	37	47	52	65	70	79

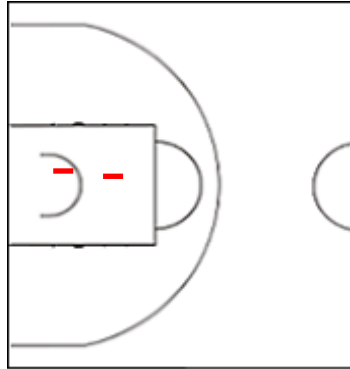
HOLO - Hapoel Atsmon Holon

24 JONES Marvin



	M / A	%
Fied Goals	9 / 14	64
2 Points	9 / 14	64
3 Points	0 / 0	0
Free Throws	1 / 3	33

44 MISGAV Niv



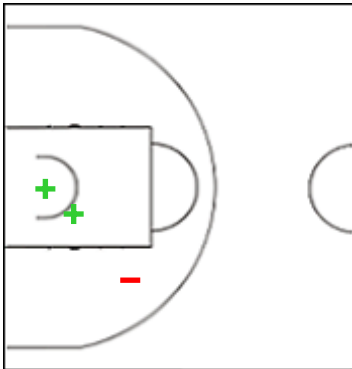
	M / A	%
Fied Goals	3 / 6	50
2 Points	0 / 2	0
3 Points	3 / 4	75
Free Throws	0 / 0	0

Shot Chart
HOLO 103 vs 79 IGOK

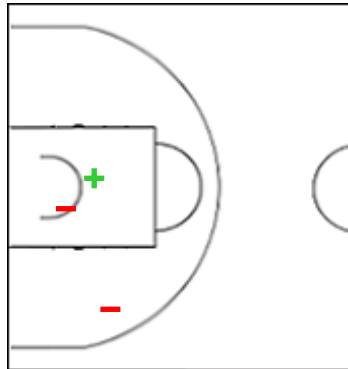
(22-27, 35-20, 25-18, 21-14)

Scoring by 5 min intervals:

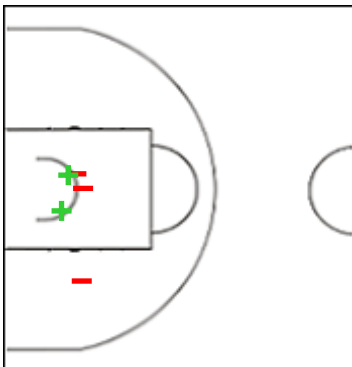
	Q1		Q2		Q3		Q4	
HOLO	10	22	45	57	65	82	93	103
IGOK	10	27	37	47	52	65	70	79

IGOK - Igokea m:tel
7 KONDIC Kosta


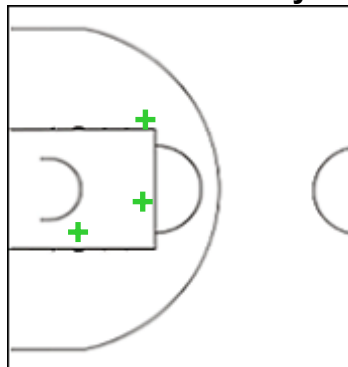
	M / A	%
Fied Goals	4 / 7	57
2 Points	2 / 3	67
3 Points	2 / 4	50
Free Throws	0 / 0	0

8 NERANDZIC Nenad


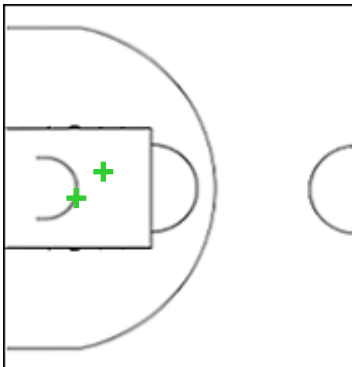
	M / A	%
Fied Goals	2 / 6	33
2 Points	1 / 3	33
3 Points	1 / 3	33
Free Throws	2 / 2	100

10 TANASKOVIĆ Nikola


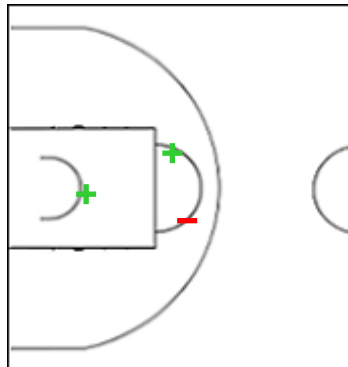
	M / A	%
Fied Goals	4 / 8	50
2 Points	2 / 5	40
3 Points	2 / 3	67
Free Throws	4 / 5	80

13 CRAWFORD Bryant


	M / A	%
Fied Goals	4 / 11	36
2 Points	3 / 3	100
3 Points	1 / 8	13
Free Throws	7 / 9	78

16 JOSILO Marko


	M / A	%
Fied Goals	3 / 4	75
2 Points	2 / 2	100
3 Points	1 / 2	50
Free Throws	0 / 1	0

24 WALLER Antabia


	M / A	%
Fied Goals	6 / 13	46
2 Points	2 / 3	67
3 Points	4 / 10	40
Free Throws	5 / 6	83

Shot Chart

HOLO 103 vs 79 IGOK

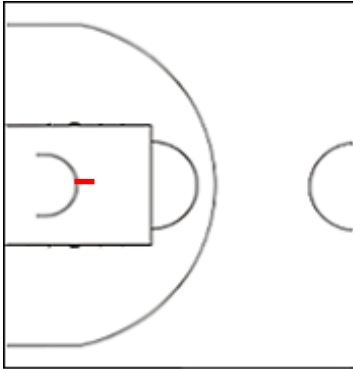
(22-27, 35-20, 25-18, 21-14)

Scoring by 5 min intervals:

	Q1		Q2		Q3		Q4	
HOLO	10	22	45	57	65	82	93	103
IGOK	10	27	37	47	52	65	70	79

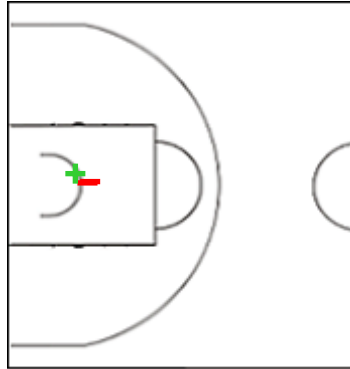
IGOK - Igokea m:tel

25 MARIC Nikola



	M / A	%
Fied Goals	0 / 1	0
2 Points	0 / 1	0
3 Points	0 / 0	0
Free Throws	0 / 0	0

45 DJORDJEVIC Stefan



	M / A	%
Fied Goals	1 / 3	33
2 Points	1 / 3	33
3 Points	0 / 0	0
Free Throws	2 / 2	100

Shot Chart
HOLO 103 vs 79 IGOK

(22-27, 35-20, 25-18, 21-14)

Scoring by 5 min intervals:

	Q1		Q2		Q3		Q4	
HOLO	10	22	45	57	65	82	93	103
IGOK	10	27	37	47	52	65	70	79

HOLO - Hapoel Atsmon Holon
IGOK - Igokea m:tel


	M / A	%
Fied Goals	36 / 69	52
2 Points	20 / 35	57
3 Points	16 / 34	47
Free Throws	15 / 19	79

%	M / A	
45	24 / 53	Fied Goals
57	13 / 23	2 Points
37	11 / 30	3 Points
80	20 / 25	Free Throws