

## Shot Chart

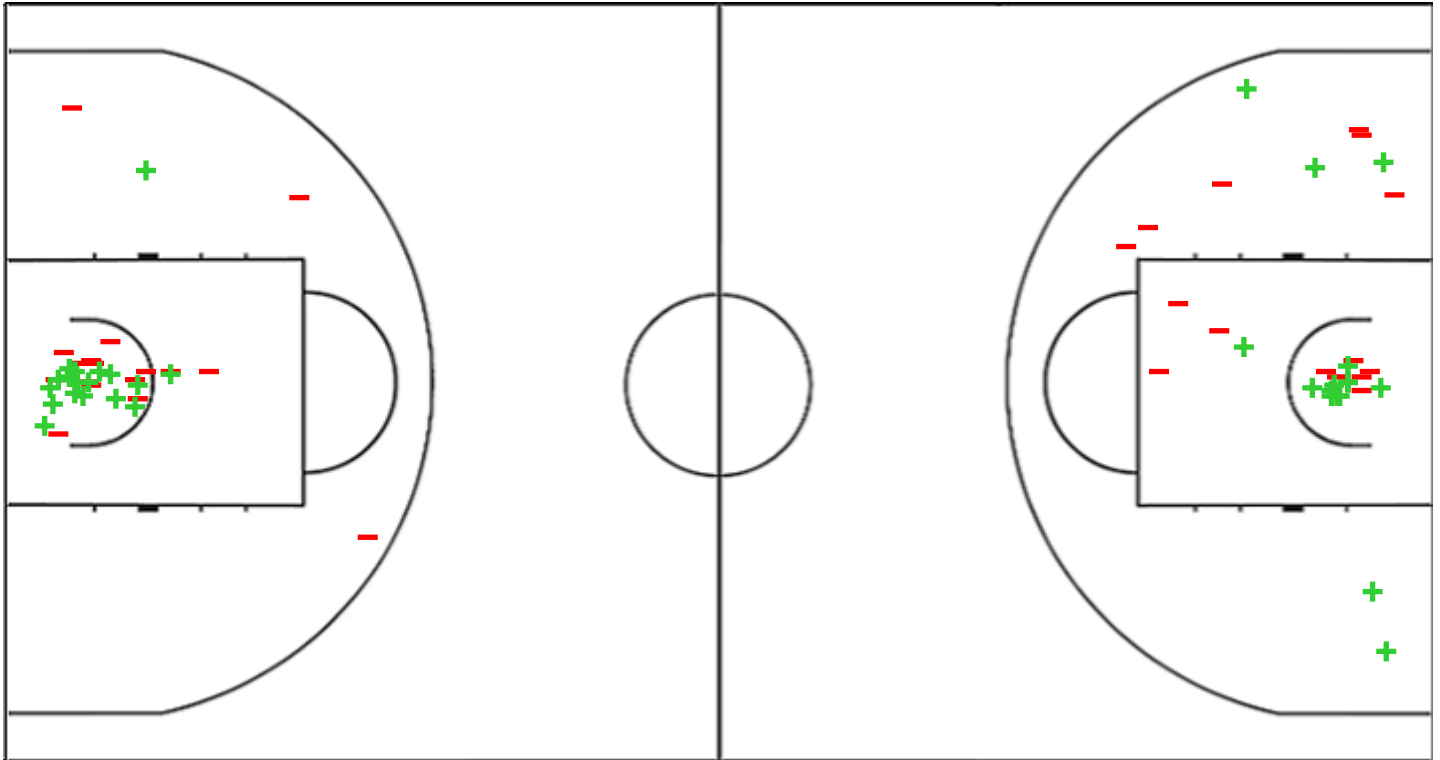
### PERI 92 vs 88 JDA (12-20, 25-20, 27-19, 17-22, 11-7)

Scoring by 5 min intervals:

	Q1		Q2		Q3		Q4		OT1
<b>PERI</b>	7	12	25	37	49	64	71	81	92
<b>JDA</b>	8	20	28	40	52	59	68	81	88

PERI - G.S. Peristeriou 1971 S.A.

JDA - JDA Bourgogne Dijon



PERI	M / A	%
Fied Goals	28 / 67	42
2 Points	18 / 37	49
3 Points	10 / 30	33
Free Throws	26 / 32	81

%	M / A	JDA
45	29 / 65	Fied Goals
52	17 / 33	2 Points
38	12 / 32	3 Points
78	18 / 23	Free Throws

## Shot Chart

### PERI 92 vs 88 JDA

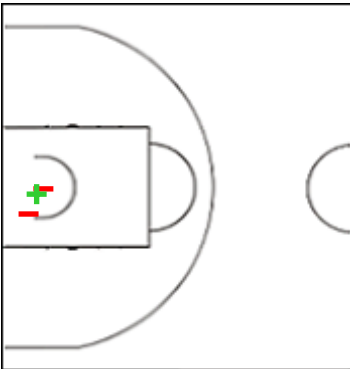
(12-20, 25-20, 27-19, 17-22, 11-7)

Scoring by 5 min intervals:

	Q1		Q2		Q3		Q4		OT1
<b>PERI</b>	7	12	25	37	49	64	71	81	92
<b>JDA</b>	8	20	28	40	52	59	68	81	88

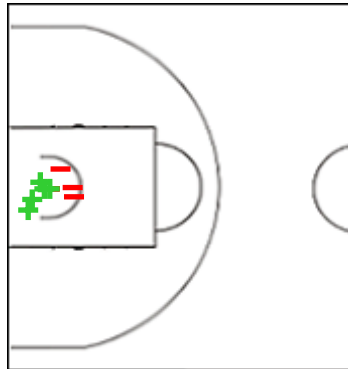
### PERI - G.S. Peristeriou 1971 S.A.

#### 0 JUISTON Shakur



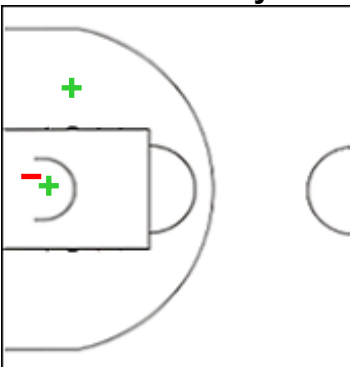
	M / A	%
Fied Goals	1 / 3	33
2 Points	1 / 3	33
3 Points	0 / 0	0
Free Throws	0 / 0	0

#### 2 BILAN Miro



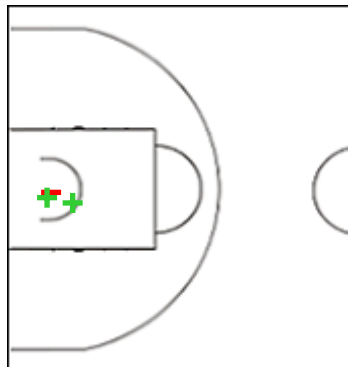
	M / A	%
Fied Goals	5 / 10	50
2 Points	5 / 10	50
3 Points	0 / 0	0
Free Throws	6 / 9	67

#### 3 FRANCISCO Sylvain



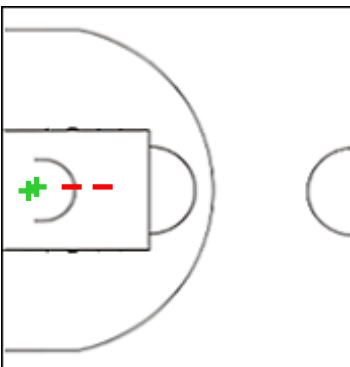
	M / A	%
Fied Goals	6 / 11	55
2 Points	2 / 3	67
3 Points	4 / 8	50
Free Throws	3 / 3	100

#### 6 MORAITIS Dimitris



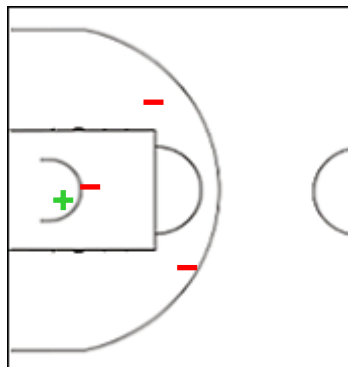
	M / A	%
Fied Goals	2 / 6	33
2 Points	2 / 3	67
3 Points	0 / 3	0
Free Throws	1 / 2	50

#### 7 RADANOV Aleksa



	M / A	%
Fied Goals	2 / 6	33
2 Points	2 / 4	50
3 Points	0 / 2	0
Free Throws	1 / 1	100

#### 12 DENMON Marcus



	M / A	%
Fied Goals	3 / 11	27
2 Points	1 / 4	25
3 Points	2 / 7	29
Free Throws	8 / 8	100

## Shot Chart

### PERI 92 vs 88 JDA

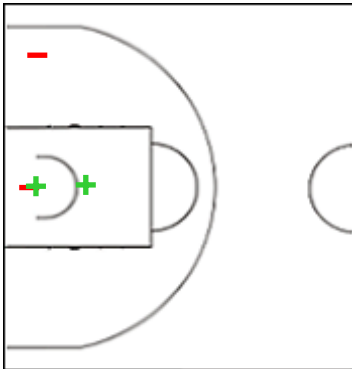
(12-20, 25-20, 27-19, 17-22, 11-7)

Scoring by 5 min intervals:

	Q1		Q2		Q3		Q4		OT1
<b>PERI</b>	7	12	25	37	49	64	71	81	92
<b>JDA</b>	8	20	28	40	52	59	68	81	88

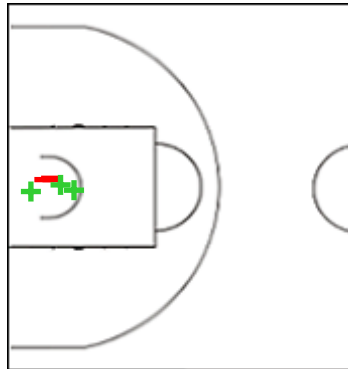
### PERI - G.S. Peristeriou 1971 S.A.

#### 14 KASELAKIS Leonidas



	M / A	%
Fied Goals	5 / 11	45
2 Points	2 / 4	50
3 Points	3 / 7	43
Free Throws	0 / 0	0

#### 17 AGRAVANIS Dimitris



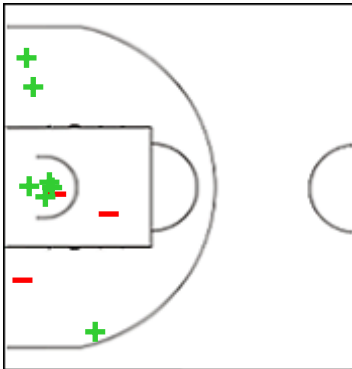
	M / A	%
Fied Goals	4 / 9	44
2 Points	3 / 6	50
3 Points	1 / 3	33
Free Throws	7 / 9	78

**Shot Chart**
**PERI 92 vs 88 JDA**

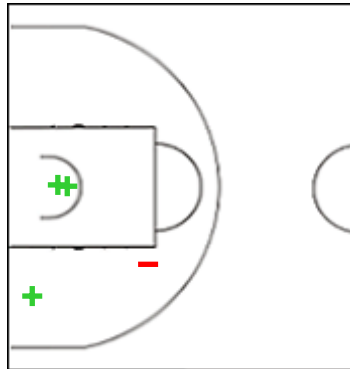
(12-20, 25-20, 27-19, 17-22, 11-7)

Scoring by 5 min intervals:

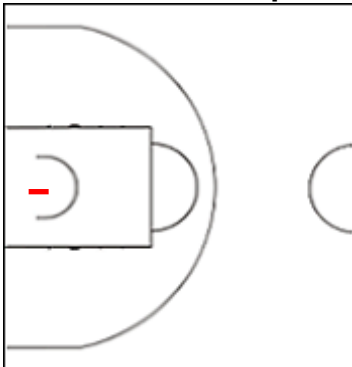
	Q1		Q2		Q3		Q4		OT1
<b>PERI</b>	7	12	25	37	49	64	71	81	92
<b>JDA</b>	8	20	28	40	52	59	68	81	88

**JDA - JDA Bourgogne Dijon**
**1 MCDUFFIE Markis**


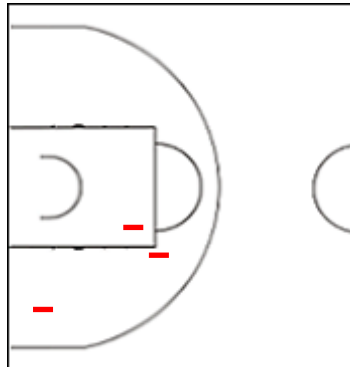
	M / A	%
<b>Fied Goals</b>	7 / 14	50
<b>2 Points</b>	7 / 10	70
<b>3 Points</b>	0 / 4	0
<b>Free Throws</b>	6 / 6	100

**6 DUCOTÉ Robin**


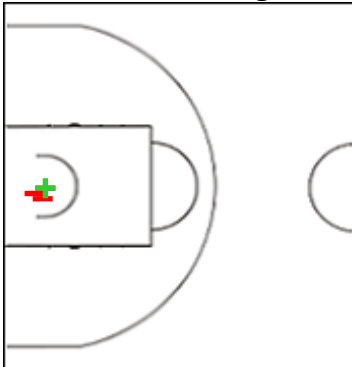
	M / A	%
<b>Fied Goals</b>	8 / 11	73
<b>2 Points</b>	3 / 4	75
<b>3 Points</b>	5 / 7	71
<b>Free Throws</b>	0 / 0	0

**10 ALINGUE Jacques**


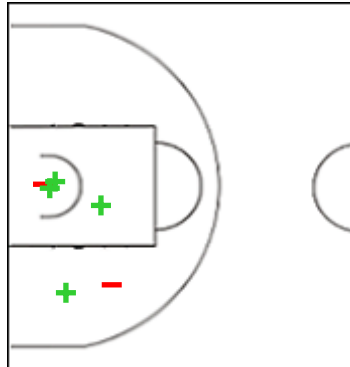
	M / A	%
<b>Fied Goals</b>	0 / 1	0
<b>2 Points</b>	0 / 1	0
<b>3 Points</b>	0 / 0	0
<b>Free Throws</b>	2 / 6	33

**11 HOLSTON David**


	M / A	%
<b>Fied Goals</b>	2 / 10	20
<b>2 Points</b>	0 / 3	0
<b>3 Points</b>	2 / 7	29
<b>Free Throws</b>	2 / 2	100

**15 HROVAT Gregor**


	M / A	%
<b>Fied Goals</b>	5 / 12	42
<b>2 Points</b>	1 / 4	25
<b>3 Points</b>	4 / 8	50
<b>Free Throws</b>	4 / 4	100

**20 WARE Gavin**


	M / A	%
<b>Fied Goals</b>	4 / 6	67
<b>2 Points</b>	4 / 6	67
<b>3 Points</b>	0 / 0	0
<b>Free Throws</b>	4 / 5	80

## Shot Chart

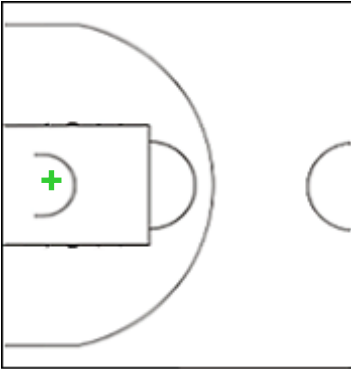
### PERI 92 vs 88 JDA (12-20, 25-20, 27-19, 17-22, 11-7)

Scoring by 5 min intervals:

	Q1		Q2		Q3		Q4		OT1
<b>PERI</b>	7	12	25	37	49	64	71	81	92
<b>JDA</b>	8	20	28	40	52	59	68	81	88

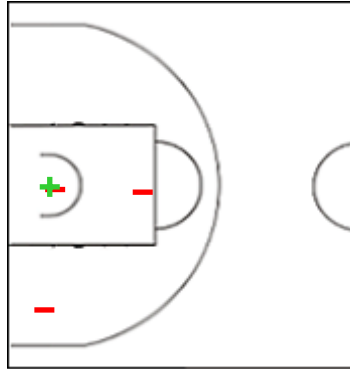
### JDA - JDA Bourgogne Dijon

#### 21 LOUM Abdoulaye



	M / A	%
<b>Fied Goals</b>	1 / 1	100
<b>2 Points</b>	1 / 1	100
<b>3 Points</b>	0 / 0	0
<b>Free Throws</b>	0 / 0	0

#### 24 BREMBLY David



	M / A	%
<b>Fied Goals</b>	2 / 8	25
<b>2 Points</b>	1 / 4	25
<b>3 Points</b>	1 / 4	25
<b>Free Throws</b>	0 / 0	0

## Shot Chart

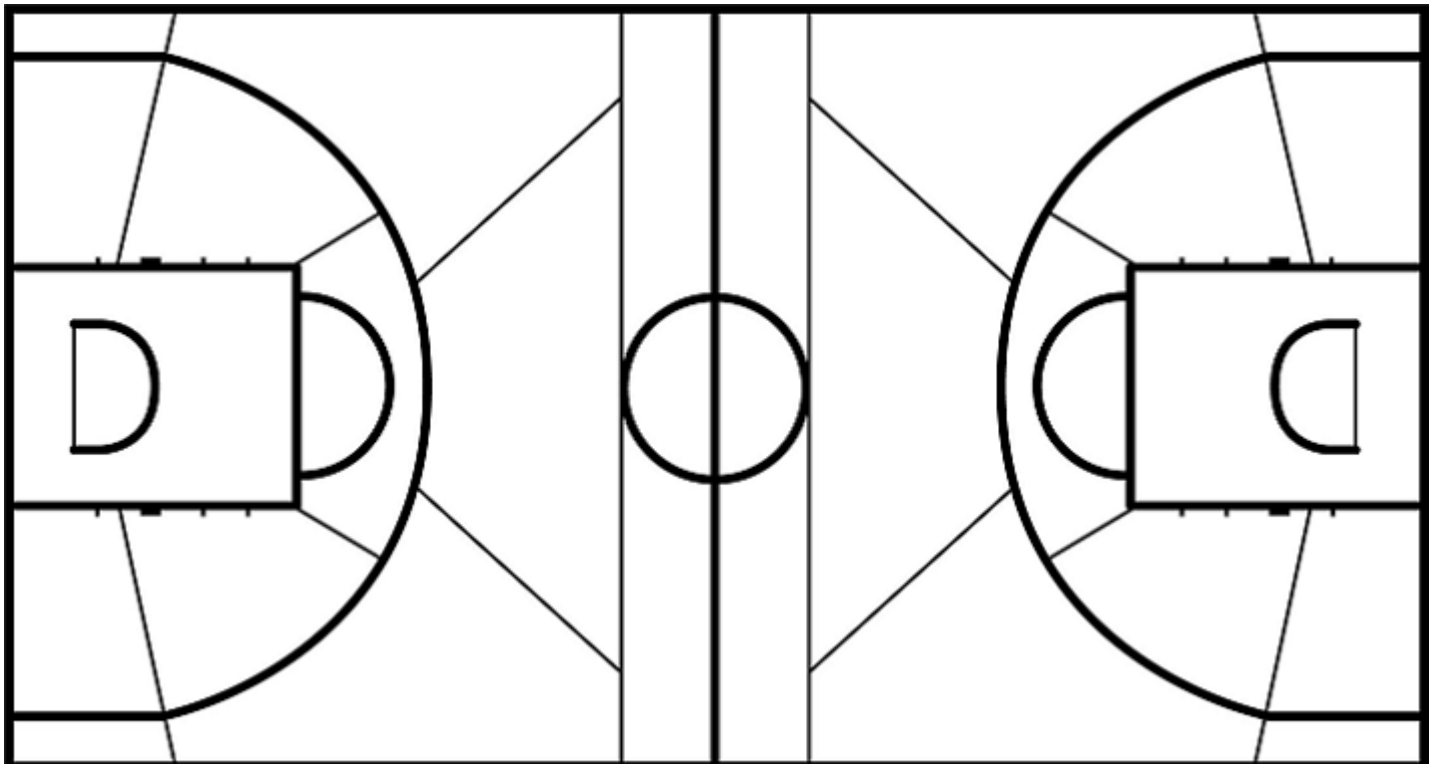
### PERI 92 vs 88 JDA (12-20, 25-20, 27-19, 17-22, 11-7)

Scoring by 5 min intervals:

	Q1		Q2		Q3		Q4		OT1
<b>PERI</b>	7	12	25	37	49	64	71	81	92
<b>JDA</b>	8	20	28	40	52	59	68	81	88

PERI - G.S. Peristeriou 1971 S.A.

JDA - JDA Bourgogne Dijon



	M / A	%
<b>Fied Goals</b>	28 / 67	42
<b>2 Points</b>	18 / 37	49
<b>3 Points</b>	10 / 30	33
<b>Free Throws</b>	26 / 32	81

%	M / A	
45	29 / 65	<b>Fied Goals</b>
52	17 / 33	<b>2 Points</b>
38	12 / 32	<b>3 Points</b>
78	18 / 23	<b>Free Throws</b>