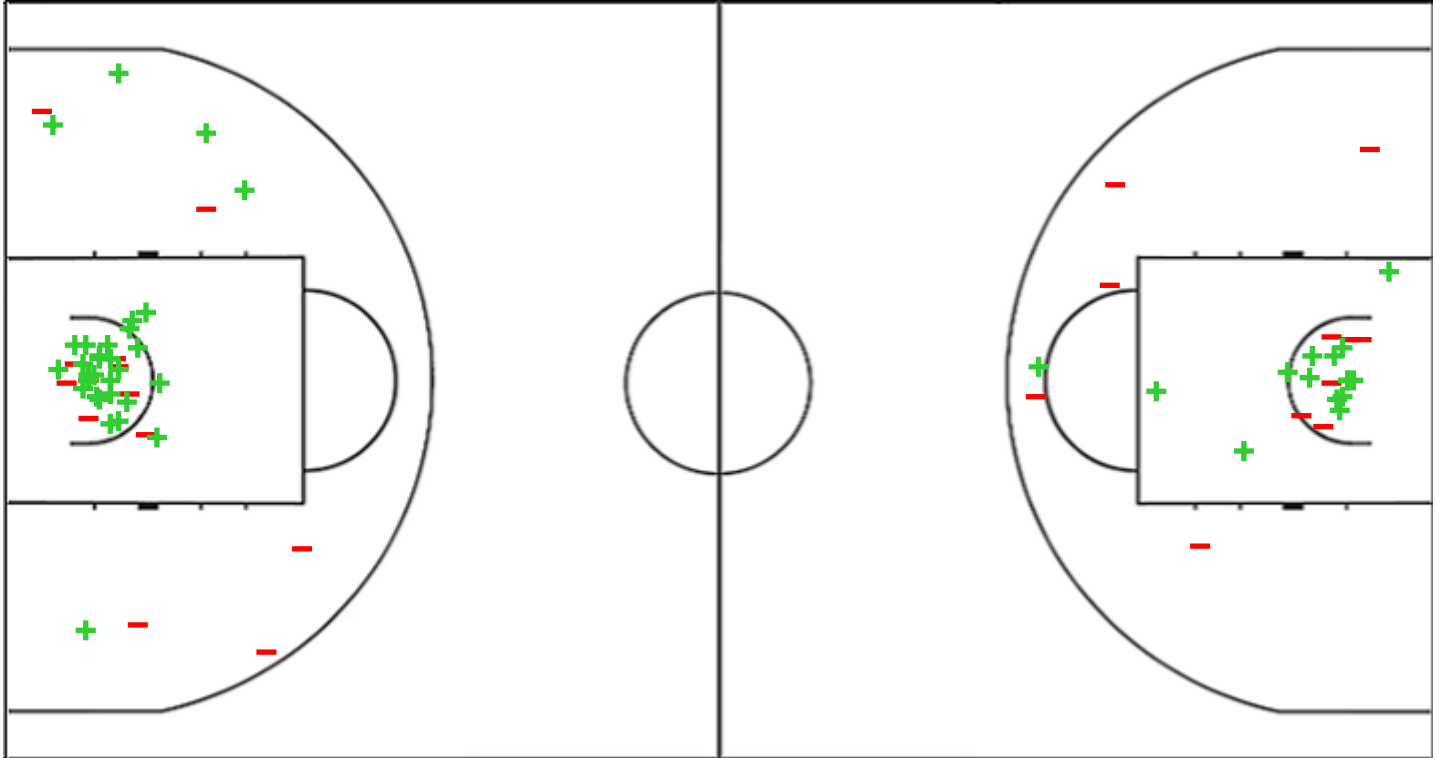


Shot Chart
JDA 89 vs 82 PERI

(16-24, 23-14, 24-13, 26-31)

Scoring by 5 min intervals:

	Q1		Q2		Q3		Q4	
JDA	6	16	31	39	53	63	72	89
PERI	13	24	29	38	43	51	66	82

JDA - JDA Bourgogne Dijon
PERI - G.S. Peristeriou 1971 S.A.


JDA	M / A	%
Fied Goals	35 / 65	54
2 Points	31 / 45	69
3 Points	4 / 20	20
Free Throws	15 / 18	83

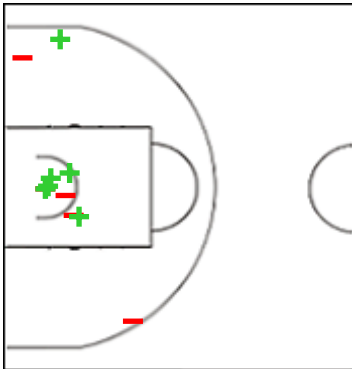
%	M / A	PERI
53	26 / 49	Fied Goals
58	15 / 26	2 Points
48	11 / 23	3 Points
79	19 / 24	Free Throws

Shot Chart
JDA 89 vs 82 PERI

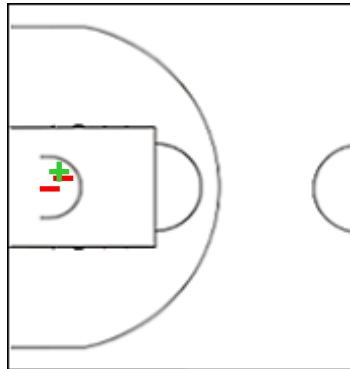
(16-24, 23-14, 24-13, 26-31)

Scoring by 5 min intervals:

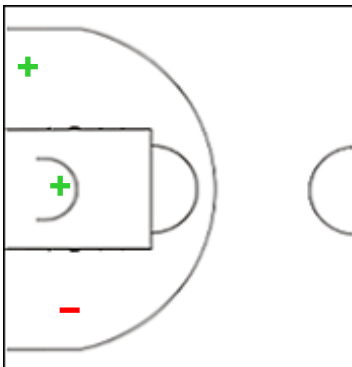
	Q1		Q2		Q3		Q4	
JDA	6	16	31	39	53	63	72	89
PERI	13	24	29	38	43	51	66	82

JDA - JDA Bourgogne Dijon
1 MCDUFFIE Markis


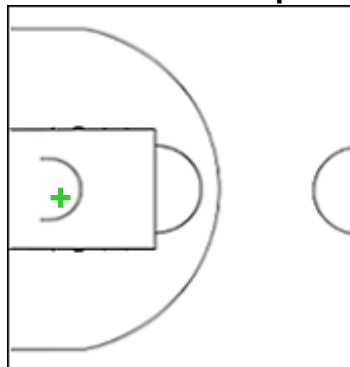
	M / A	%
Fied Goals	7 / 14	50
2 Points	6 / 11	55
3 Points	1 / 3	33
Free Throws	5 / 5	100

4 MOBLEY Matt


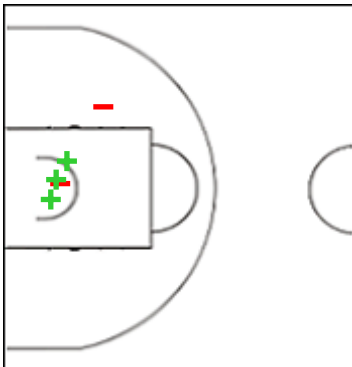
	M / A	%
Fied Goals	1 / 7	14
2 Points	1 / 3	33
3 Points	0 / 4	0
Free Throws	7 / 8	88

6 DUCOTÉ Robin


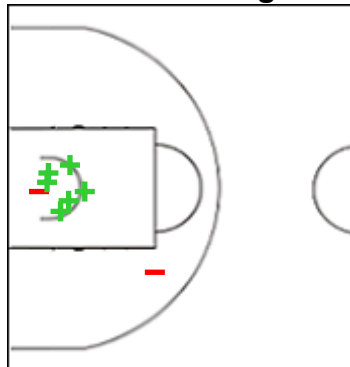
	M / A	%
Fied Goals	2 / 6	33
2 Points	2 / 3	67
3 Points	0 / 3	0
Free Throws	0 / 0	0

10 ALINGUE Jacques


	M / A	%
Fied Goals	1 / 1	100
2 Points	1 / 1	100
3 Points	0 / 0	0
Free Throws	0 / 1	0

11 HOLSTON David


	M / A	%
Fied Goals	4 / 10	40
2 Points	3 / 5	60
3 Points	1 / 5	20
Free Throws	1 / 2	50

15 HROVAT Gregor


	M / A	%
Fied Goals	6 / 11	55
2 Points	6 / 8	75
3 Points	0 / 3	0
Free Throws	2 / 2	100

Shot Chart

JDA 89 vs 82 PERI

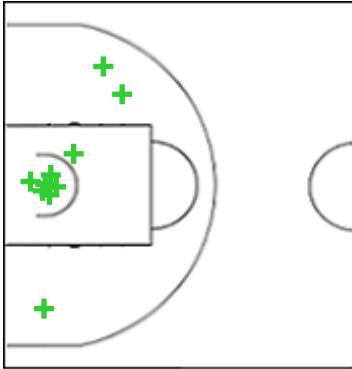
(16-24, 23-14, 24-13, 26-31)

Scoring by 5 min intervals:

	Q1		Q2		Q3		Q4	
JDA	6	16	31	39	53	63	72	89
PERI	13	24	29	38	43	51	66	82

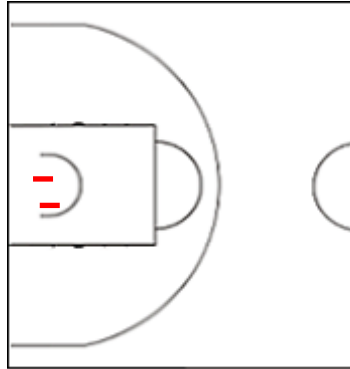
JDA - JDA Bourgogne Dijon

20 WARE Gavin



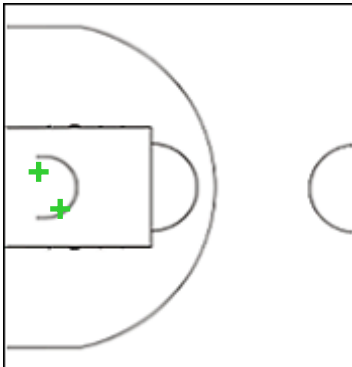
	M / A	%
Fied Goals	10 / 10	100
2 Points	10 / 10	100
3 Points	0 / 0	0
Free Throws	0 / 0	0

21 LOUM Abdoulaye



	M / A	%
Fied Goals	0 / 2	0
2 Points	0 / 2	0
3 Points	0 / 0	0
Free Throws	0 / 0	0

24 BREMBLY David



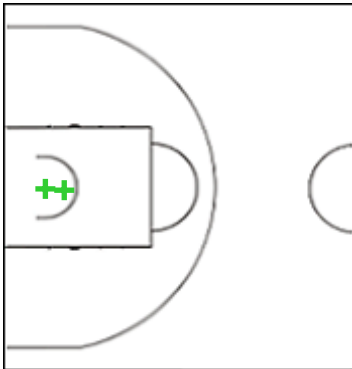
	M / A	%
Fied Goals	4 / 4	100
2 Points	2 / 2	100
3 Points	2 / 2	100
Free Throws	0 / 0	0

Shot Chart
JDA 89 vs 82 PERI

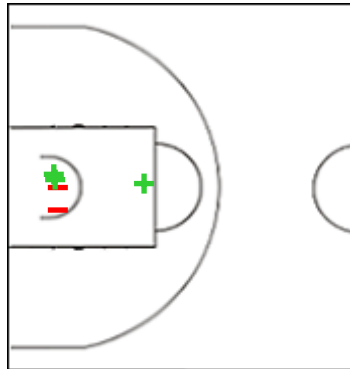
(16-24, 23-14, 24-13, 26-31)

Scoring by 5 min intervals:

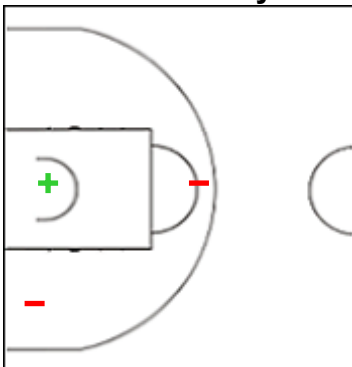
	Q1		Q2		Q3		Q4	
JDA	6	16	31	39	53	63	72	89
PERI	13	24	29	38	43	51	66	82

PERI - G.S. Peristeriou 1971 S.A.
0 JUISTON Shakur


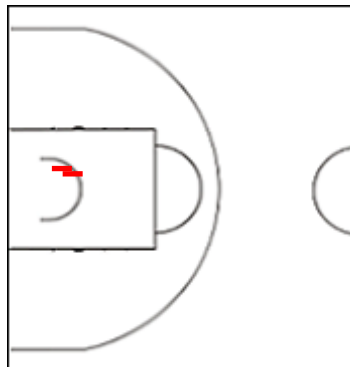
	M / A	%
Fied Goals	2 / 3	67
2 Points	2 / 2	100
3 Points	0 / 1	0
Free Throws	0 / 0	0

2 BILAN Miro


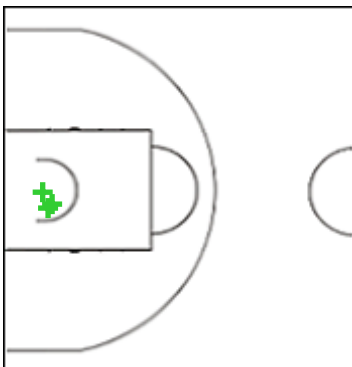
	M / A	%
Fied Goals	3 / 5	60
2 Points	3 / 5	60
3 Points	0 / 0	0
Free Throws	7 / 10	70

3 FRANCISCO Sylvain


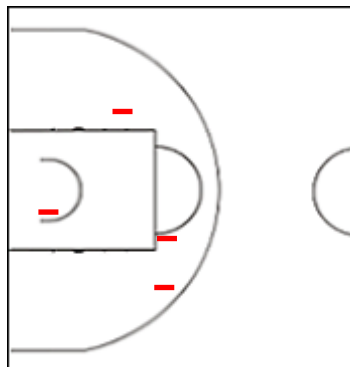
	M / A	%
Fied Goals	4 / 10	40
2 Points	1 / 3	33
3 Points	3 / 7	43
Free Throws	8 / 10	80

6 MORAITIS Dimitris


	M / A	%
Fied Goals	3 / 5	60
2 Points	0 / 2	0
3 Points	3 / 3	100
Free Throws	0 / 0	0

7 RADANOV Aleksa


	M / A	%
Fied Goals	3 / 3	100
2 Points	3 / 3	100
3 Points	0 / 0	0
Free Throws	1 / 1	100

12 DENMON Marcus


	M / A	%
Fied Goals	2 / 10	20
2 Points	0 / 4	0
3 Points	2 / 6	33
Free Throws	2 / 2	100

Shot Chart

JDA 89 vs 82 PERI

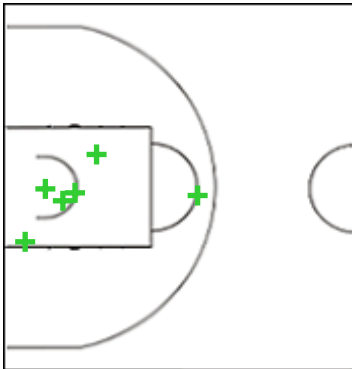
(16-24, 23-14, 24-13, 26-31)

Scoring by 5 min intervals:

	Q1		Q2		Q3		Q4	
JDA	6	16	31	39	53	63	72	89
PERI	13	24	29	38	43	51	66	82

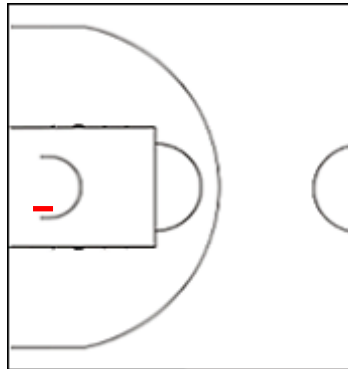
PERI - G.S. Peristeriou 1971 S.A.

14 KASELAKIS Leonidas



	M / A	%
Fied Goals	9 / 10	90
2 Points	6 / 6	100
3 Points	3 / 4	75
Free Throws	1 / 1	100

18 PERSIDIS Nikos



	M / A	%
Fied Goals	0 / 2	0
2 Points	0 / 1	0
3 Points	0 / 1	0
Free Throws	0 / 0	0

Shot Chart
JDA 89 vs 82 PERI

(16-24, 23-14, 24-13, 26-31)

Scoring by 5 min intervals:

	Q1		Q2		Q3		Q4	
JDA	6	16	31	39	53	63	72	89
PERI	13	24	29	38	43	51	66	82

JDA - JDA Bourgogne Dijon
PERI - G.S. Peristeriou 1971 S.A.


	M / A	%
Fied Goals	35 / 65	54
2 Points	31 / 45	69
3 Points	4 / 20	20
Free Throws	15 / 18	83

%	M / A	
53	26 / 49	Fied Goals
58	15 / 26	2 Points
48	11 / 23	3 Points
79	19 / 24	Free Throws