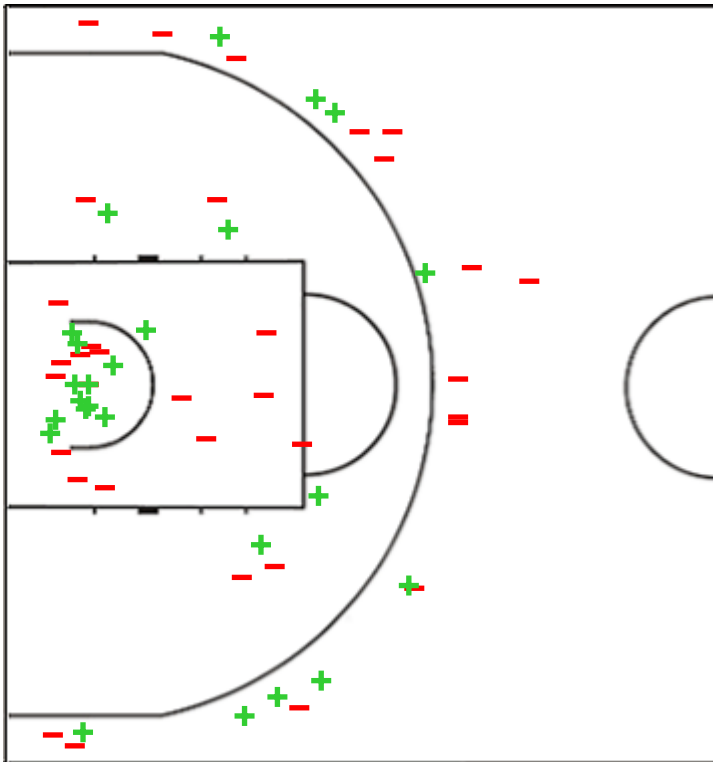
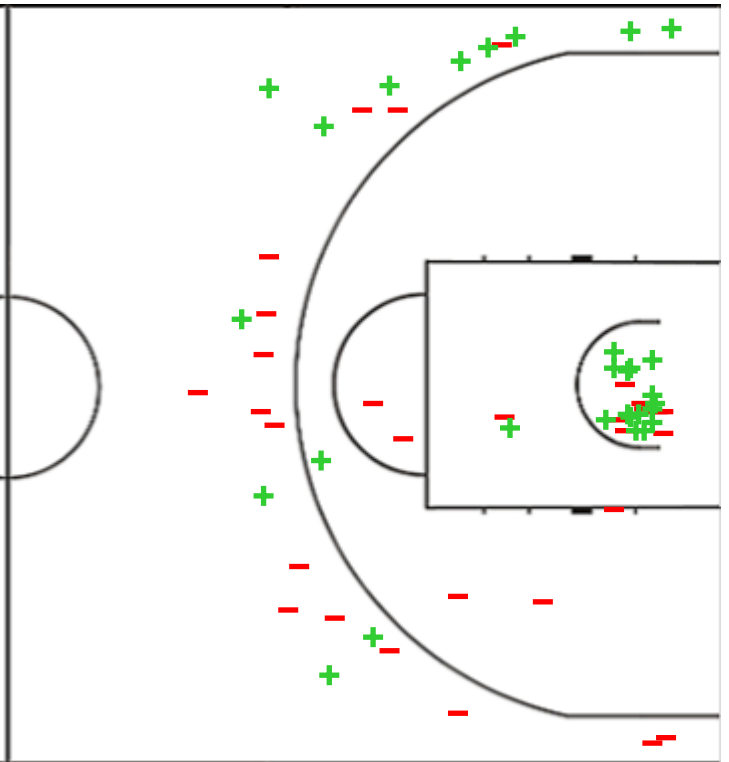


Shot Chart
CSP 67 vs 84 UNI

(19-17, 15-28, 19-18, 14-21)

Scoring by 5 min intervals:

| | Q1 | | Q2 | | Q3 | | Q4 | |
|-------------------|----|----|----|----|----|----|----|----|
| CSP | 5 | 19 | 27 | 34 | 45 | 53 | 58 | 67 |
| Unicaja SD | 12 | 17 | 30 | 45 | 58 | 63 | 75 | 84 |

CSP - Limoges CSP

UNI - Unicaja SD


| CSP | M / A | % |
|--------------------|---------|----|
| Fied Goals | 25 / 60 | 42 |
| 2 Points | 16 / 36 | 44 |
| 3 Points | 9 / 24 | 38 |
| Free Throws | 8 / 11 | 73 |

| UNI | M / A | % |
|--------------------|---------|----|
| Fied Goals | 29 / 59 | 49 |
| 2 Points | 17 / 31 | 55 |
| 3 Points | 12 / 28 | 43 |
| Free Throws | 14 / 18 | 78 |

Shot Chart

CSP 67 vs 84 UNI

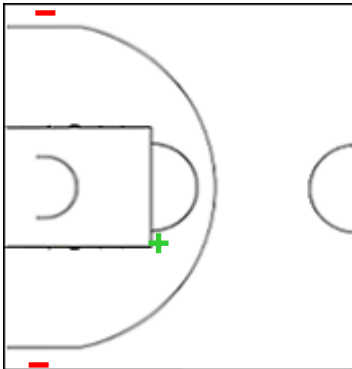
(19-17, 15-28, 19-18, 14-21)

Scoring by 5 min intervals:

| | Q1 | | Q2 | | Q3 | | Q4 | |
|-------------------|----|----|----|----|----|----|----|----|
| CSP | 5 | 19 | 27 | 34 | 45 | 53 | 58 | 67 |
| Unicaja SD | 12 | 17 | 30 | 45 | 58 | 63 | 75 | 84 |

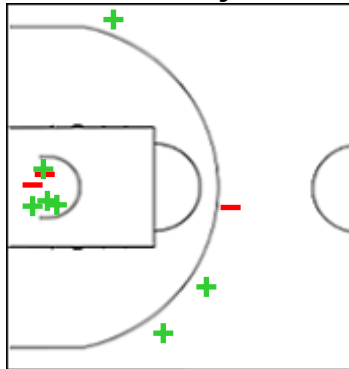
CSP - Limoges CSP

1 MILLER Malcolm



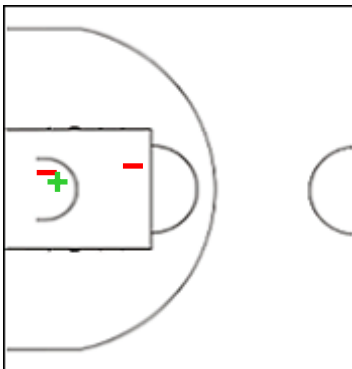
| | M / A | % |
|--------------------|-------|-----|
| Fied Goals | 1 / 3 | 33 |
| 2 Points | 1 / 1 | 100 |
| 3 Points | 0 / 2 | 0 |
| Free Throws | 0 / 0 | 0 |

3 GRAVES Jayvon



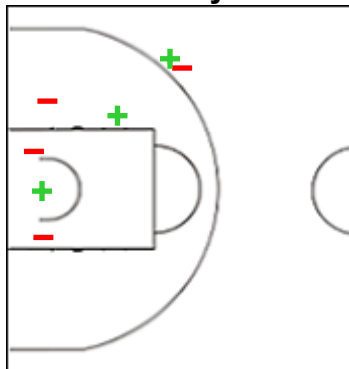
| | M / A | % |
|--------------------|--------|----|
| Fied Goals | 7 / 10 | 70 |
| 2 Points | 4 / 6 | 67 |
| 3 Points | 3 / 4 | 75 |
| Free Throws | 0 / 1 | 0 |

6 YEGUETE Wilfried



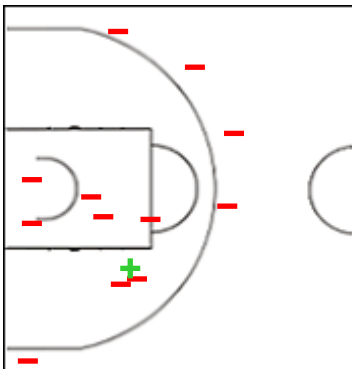
| | M / A | % |
|--------------------|-------|----|
| Fied Goals | 1 / 3 | 33 |
| 2 Points | 1 / 3 | 33 |
| 3 Points | 0 / 0 | 0 |
| Free Throws | 0 / 0 | 0 |

11 JONES Bryce



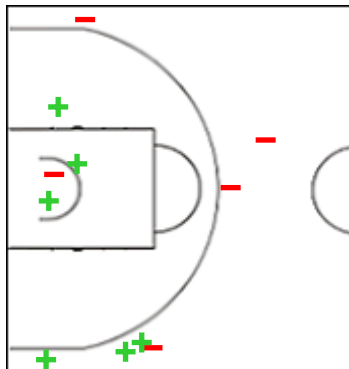
| | M / A | % |
|--------------------|-------|----|
| Fied Goals | 3 / 7 | 43 |
| 2 Points | 2 / 5 | 40 |
| 3 Points | 1 / 2 | 50 |
| Free Throws | 4 / 5 | 80 |

13 HAWKINS Javontae



| | M / A | % |
|--------------------|--------|----|
| Fied Goals | 1 / 13 | 8 |
| 2 Points | 1 / 8 | 13 |
| 3 Points | 0 / 5 | 0 |
| Free Throws | 0 / 0 | 0 |

15 LANG Nicolas



| | M / A | % |
|--------------------|--------|-----|
| Fied Goals | 6 / 11 | 55 |
| 2 Points | 3 / 4 | 75 |
| 3 Points | 3 / 7 | 43 |
| Free Throws | 2 / 2 | 100 |

Shot Chart

CSP 67 vs 84 UNI

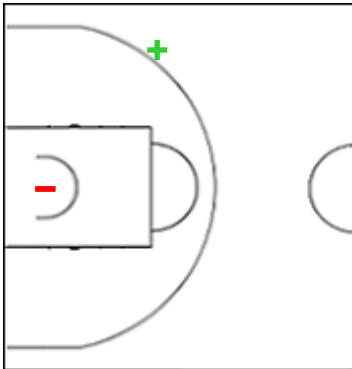
(19-17, 15-28, 19-18, 14-21)

Scoring by 5 min intervals:

| | Q1 | | Q2 | | Q3 | | Q4 | |
|-------------------|----|----|----|----|----|----|----|----|
| CSP | 5 | 19 | 27 | 34 | 45 | 53 | 58 | 67 |
| Unicaja SD | 12 | 17 | 30 | 45 | 58 | 63 | 75 | 84 |

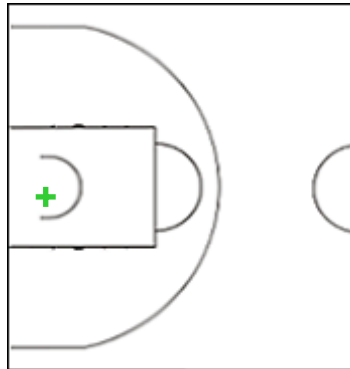
CSP - Limoges CSP

22 WOJCIECHOWSKI Mathieu



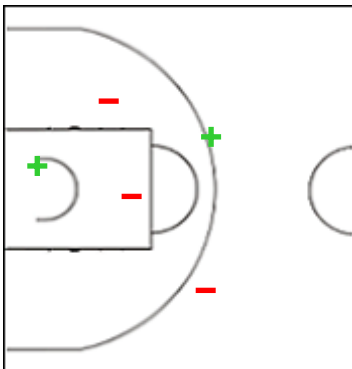
| | M / A | % |
|--------------------|-------|-----|
| Fied Goals | 1 / 3 | 33 |
| 2 Points | 0 / 2 | 0 |
| 3 Points | 1 / 1 | 100 |
| Free Throws | 1 / 2 | 50 |

24 UGOLIN Lucas



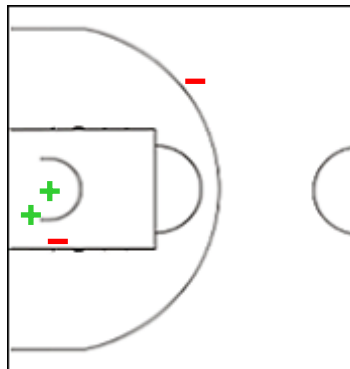
| | M / A | % |
|--------------------|-------|-----|
| Fied Goals | 1 / 1 | 100 |
| 2 Points | 1 / 1 | 100 |
| 3 Points | 0 / 0 | 0 |
| Free Throws | 0 / 0 | 0 |

35 KADJI Kenneth



| | M / A | % |
|--------------------|-------|-----|
| Fied Goals | 2 / 5 | 40 |
| 2 Points | 1 / 3 | 33 |
| 3 Points | 1 / 2 | 50 |
| Free Throws | 1 / 1 | 100 |

77 KYZLINK Tomas



| | M / A | % |
|--------------------|-------|----|
| Fied Goals | 2 / 4 | 50 |
| 2 Points | 2 / 3 | 67 |
| 3 Points | 0 / 1 | 0 |
| Free Throws | 0 / 0 | 0 |

Shot Chart

CSP 67 vs 84 UNI

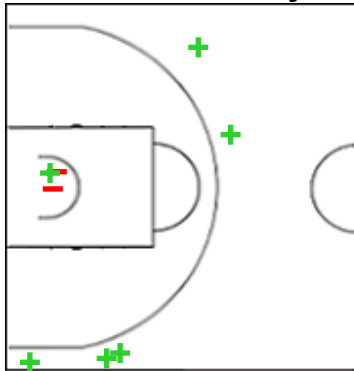
(19-17, 15-28, 19-18, 14-21)

Scoring by 5 min intervals:

| | Q1 | | Q2 | | Q3 | | Q4 | |
|-------------------|----|----|----|----|----|----|----|----|
| CSP | 5 | 19 | 27 | 34 | 45 | 53 | 58 | 67 |
| Unicaja SD | 12 | 17 | 30 | 45 | 58 | 63 | 75 | 84 |

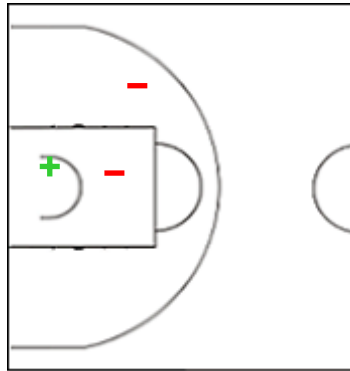
UNI - Unicaja SD

1 OSETKOWSKI Dylan



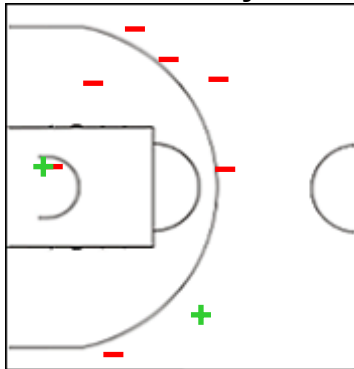
| | M / A | % |
|--------------------|-------|-----|
| Fied Goals | 6 / 8 | 75 |
| 2 Points | 1 / 3 | 33 |
| 3 Points | 5 / 5 | 100 |
| Free Throws | 2 / 4 | 50 |

3 EJIM Melvin



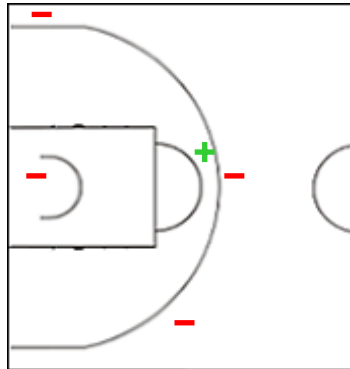
| | M / A | % |
|--------------------|-------|----|
| Fied Goals | 1 / 3 | 33 |
| 2 Points | 1 / 3 | 33 |
| 3 Points | 0 / 0 | 0 |
| Free Throws | 0 / 0 | 0 |

4 KALINOSKI Tyler



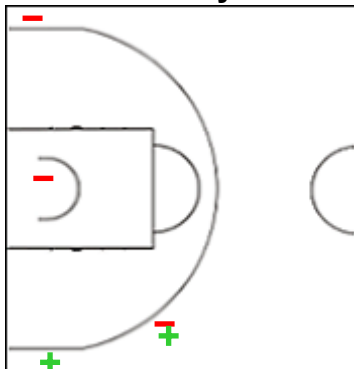
| | M / A | % |
|--------------------|-------|----|
| Fied Goals | 2 / 9 | 22 |
| 2 Points | 1 / 3 | 33 |
| 3 Points | 1 / 6 | 17 |
| Free Throws | 0 / 0 | 0 |

8 BRIZUELA Dario



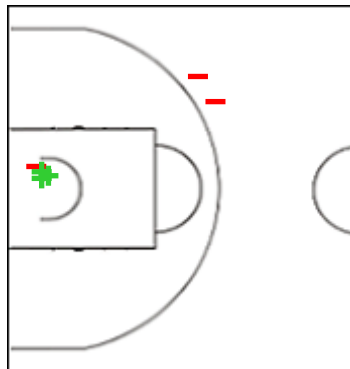
| | M / A | % |
|--------------------|-------|-----|
| Fied Goals | 1 / 5 | 20 |
| 2 Points | 1 / 2 | 50 |
| 3 Points | 0 / 3 | 0 |
| Free Throws | 4 / 4 | 100 |

11 CARTER Tyson



| | M / A | % |
|--------------------|-------|----|
| Fied Goals | 2 / 5 | 40 |
| 2 Points | 0 / 1 | 0 |
| 3 Points | 2 / 4 | 50 |
| Free Throws | 0 / 0 | 0 |

14 DEDOVIC Nihad



| | M / A | % |
|--------------------|-------|-----|
| Fied Goals | 3 / 6 | 50 |
| 2 Points | 3 / 4 | 75 |
| 3 Points | 0 / 2 | 0 |
| Free Throws | 4 / 4 | 100 |

Shot Chart

CSP 67 vs 84 UNI

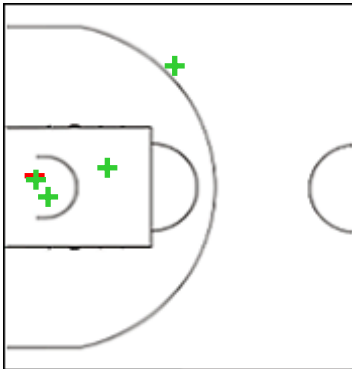
(19-17, 15-28, 19-18, 14-21)

Scoring by 5 min intervals:

| | Q1 | | Q2 | | Q3 | | Q4 | |
|-------------------|----|----|----|----|----|----|----|----|
| CSP | 5 | 19 | 27 | 34 | 45 | 53 | 58 | 67 |
| Unicaja SD | 12 | 17 | 30 | 45 | 58 | 63 | 75 | 84 |

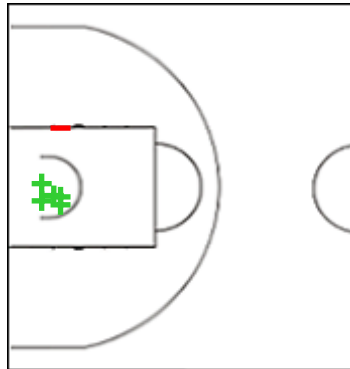
UNI - Unicaja SD

15 THOMAS Will



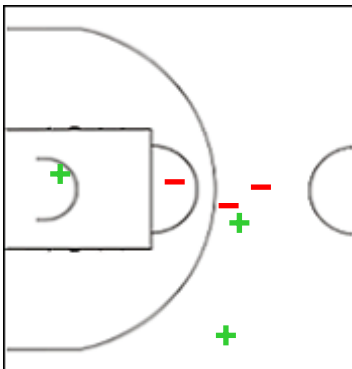
| | M / A | % |
|--------------------|-------|-----|
| Fied Goals | 4 / 5 | 80 |
| 2 Points | 3 / 4 | 75 |
| 3 Points | 1 / 1 | 100 |
| Free Throws | 1 / 2 | 50 |

45 KRAVISH David



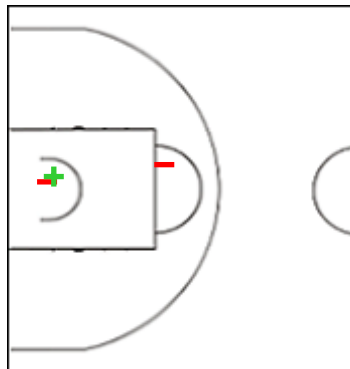
| | M / A | % |
|--------------------|-------|-----|
| Fied Goals | 5 / 6 | 83 |
| 2 Points | 5 / 6 | 83 |
| 3 Points | 0 / 0 | 0 |
| Free Throws | 1 / 1 | 100 |

55 PERRY Kendrick



| | M / A | % |
|--------------------|-------|----|
| Fied Goals | 3 / 6 | 50 |
| 2 Points | 1 / 2 | 50 |
| 3 Points | 2 / 4 | 50 |
| Free Throws | 2 / 3 | 67 |

77 SIMA Yankuba



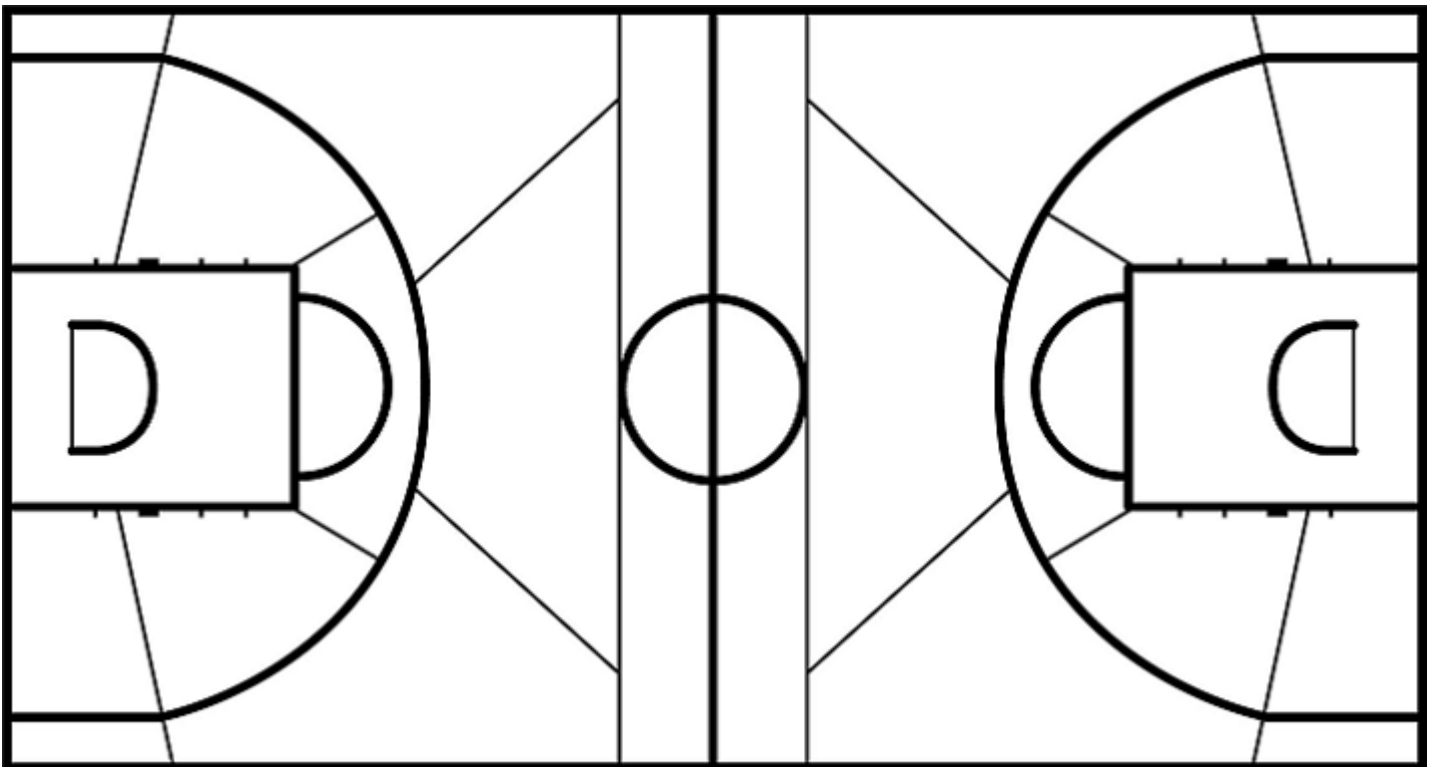
| | M / A | % |
|--------------------|-------|----|
| Fied Goals | 1 / 3 | 33 |
| 2 Points | 1 / 3 | 33 |
| 3 Points | 0 / 0 | 0 |
| Free Throws | 0 / 0 | 0 |

Shot Chart
CSP 67 vs 84 UNI

(19-17, 15-28, 19-18, 14-21)

Scoring by 5 min intervals:

| | Q1 | | Q2 | | Q3 | | Q4 | |
|-------------------|----|----|----|----|----|----|----|----|
| CSP | 5 | 19 | 27 | 34 | 45 | 53 | 58 | 67 |
| Unicaja SD | 12 | 17 | 30 | 45 | 58 | 63 | 75 | 84 |

CSP - Limoges CSP
UNI - Unicaja SD


| | M / A | % |
|--------------------|---------|----|
| Fied Goals | 25 / 60 | 42 |
| 2 Points | 16 / 36 | 44 |
| 3 Points | 9 / 24 | 38 |
| Free Throws | 8 / 11 | 73 |

| % | M / A | |
|----|---------|--------------------|
| 49 | 29 / 59 | Fied Goals |
| 55 | 17 / 31 | 2 Points |
| 43 | 12 / 28 | 3 Points |
| 78 | 14 / 18 | Free Throws |