

## Shot Chart

### UCAM 90 vs 72 BILB

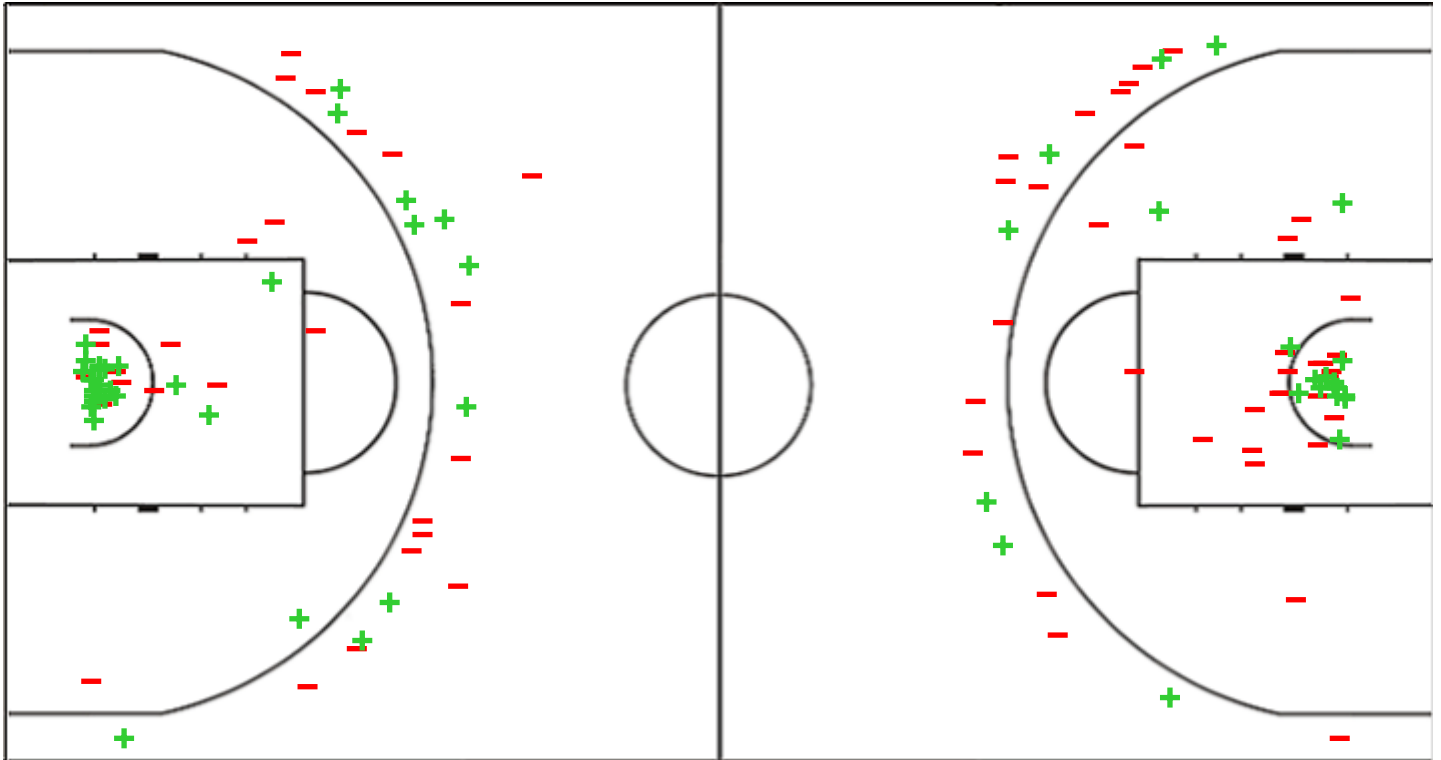
(20-13, 28-16, 26-18, 16-25)

Scoring by 5 min intervals:

	Q1		Q2		Q3		Q4	
<b>UCAM</b>	10	20	32	48	65	74	84	90
<b>BILB</b>	4	13	22	29	36	47	61	72

UCAM - UCAM Murcia

BILB - Surne Bilbao



UCAM	M / A	%
Fied Goals	33 / 60	55
2 Points	23 / 36	64
3 Points	10 / 24	42
Free Throws	14 / 15	93

%	M / A	BILB
37	22 / 59	Fied Goals
39	15 / 38	2 Points
33	7 / 21	3 Points
81	21 / 26	Free Throws

## Shot Chart

### UCAM 90 vs 72 BILB

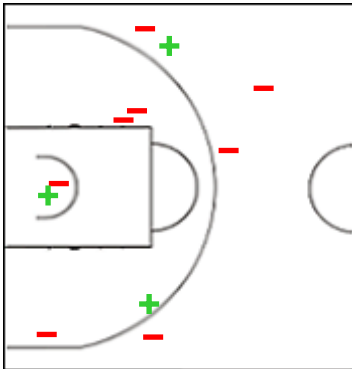
(20-13, 28-16, 26-18, 16-25)

Scoring by 5 min intervals:

	Q1		Q2		Q3		Q4	
<b>UCAM</b>	10	20	32	48	65	74	84	90
<b>BILB</b>	4	13	22	29	36	47	61	72

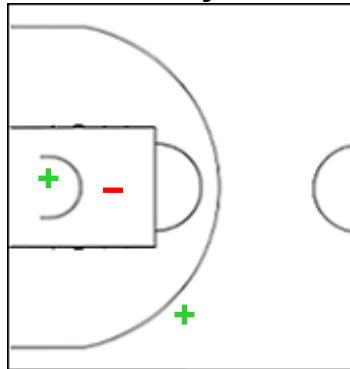
### UCAM - UCAM Murcia

#### 0 TRICE Travis



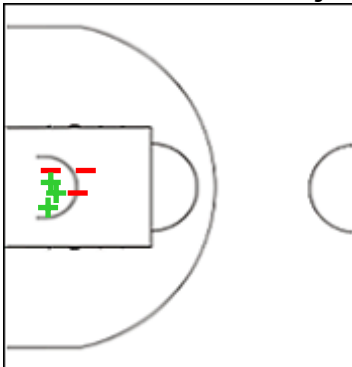
	M / A	%
Fied Goals	3 / 11	27
2 Points	2 / 6	33
3 Points	1 / 5	20
Free Throws	4 / 4	100

#### 4 LUTHER Ryan



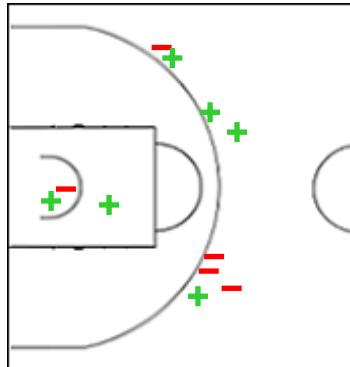
	M / A	%
Fied Goals	2 / 3	67
2 Points	1 / 2	50
3 Points	1 / 1	100
Free Throws	1 / 1	100

#### 11 RADOVIC Nemanja



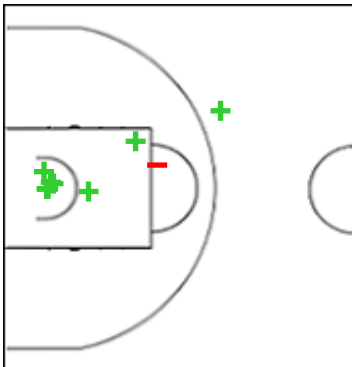
	M / A	%
Fied Goals	3 / 6	50
2 Points	3 / 6	50
3 Points	0 / 0	0
Free Throws	0 / 0	0

#### 12 MCFADDEN Thaddus



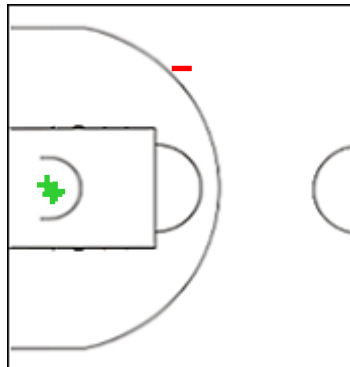
	M / A	%
Fied Goals	6 / 11	55
2 Points	2 / 3	67
3 Points	4 / 8	50
Free Throws	1 / 1	100

#### 13 PUSTOVYI Artem



	M / A	%
Fied Goals	9 / 10	90
2 Points	8 / 9	89
3 Points	1 / 1	100
Free Throws	4 / 5	80

#### 21 DIOP Ilimane



	M / A	%
Fied Goals	3 / 4	75
2 Points	3 / 3	100
3 Points	0 / 1	0
Free Throws	4 / 4	100

## Shot Chart

### UCAM 90 vs 72 BILB

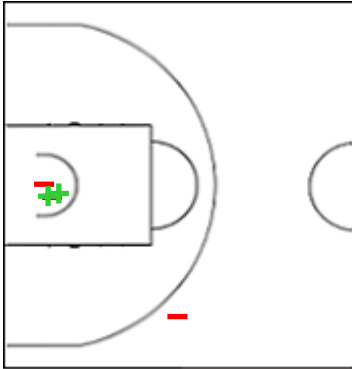
(20-13, 28-16, 26-18, 16-25)

Scoring by 5 min intervals:

	Q1		Q2		Q3		Q4	
<b>UCAM</b>	10	20	32	48	65	74	84	90
<b>BILB</b>	4	13	22	29	36	47	61	72

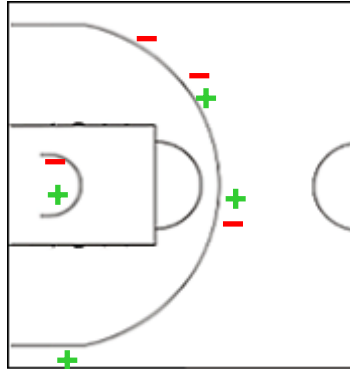
### UCAM - UCAM Murcia

#### 23 ANDERSON James



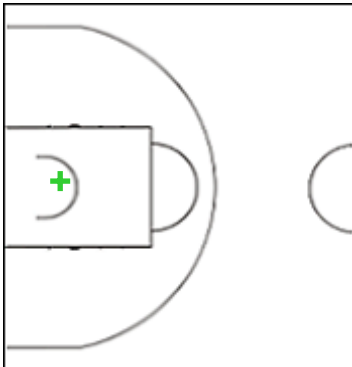
	M / A	%
Fied Goals	2 / 5	40
2 Points	2 / 4	50
3 Points	0 / 1	0
Free Throws	0 / 0	0

#### 25 JELINEK David



	M / A	%
Fied Goals	4 / 8	50
2 Points	1 / 2	50
3 Points	3 / 6	50
Free Throws	0 / 0	0

#### 35 ANDRONIKASHVILI Rati



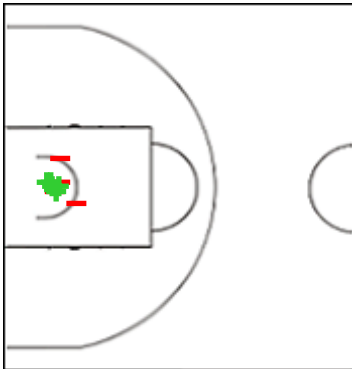
	M / A	%
Fied Goals	1 / 1	100
2 Points	1 / 1	100
3 Points	0 / 0	0
Free Throws	0 / 0	0

**Shot Chart**
**UCAM 90 vs 72 BILB**

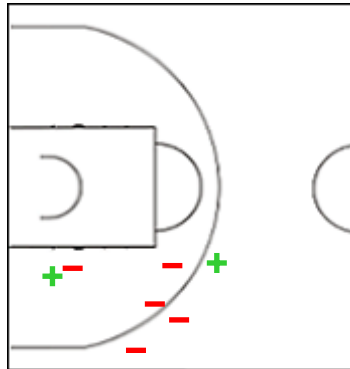
(20-13, 28-16, 26-18, 16-25)

Scoring by 5 min intervals:

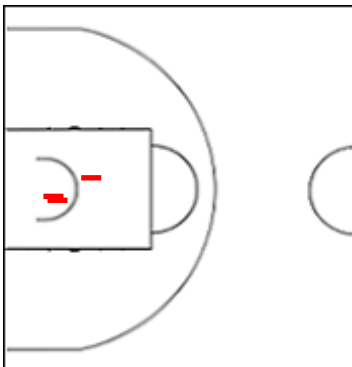
	Q1		Q2		Q3		Q4	
<b>UCAM</b>	10	20	32	48	65	74	84	90
<b>BILB</b>	4	13	22	29	36	47	61	72

**BILB - Surne Bilbao**
**1 WITHEY Jeff**


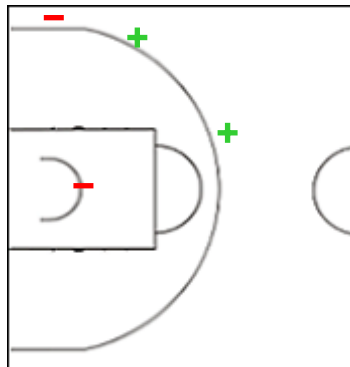
	M / A	%
<b>Fied Goals</b>	5 / 9	56
<b>2 Points</b>	5 / 9	56
<b>3 Points</b>	0 / 0	0
<b>Free Throws</b>	3 / 3	100

**2 SMITH Adam**


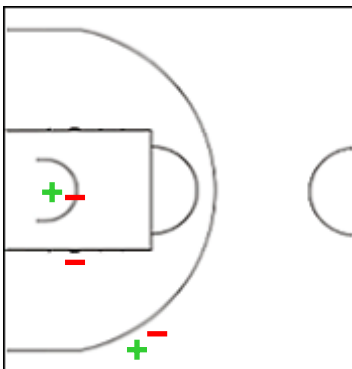
	M / A	%
<b>Fied Goals</b>	2 / 7	29
<b>2 Points</b>	1 / 4	25
<b>3 Points</b>	1 / 3	33
<b>Free Throws</b>	3 / 4	75

**4 RADICEVIC Nikola**


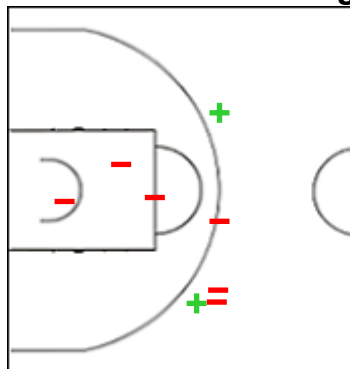
	M / A	%
<b>Fied Goals</b>	0 / 3	0
<b>2 Points</b>	0 / 3	0
<b>3 Points</b>	0 / 0	0
<b>Free Throws</b>	3 / 6	50

**5 ANDERSSON Denzel**


	M / A	%
<b>Fied Goals</b>	2 / 4	50
<b>2 Points</b>	0 / 1	0
<b>3 Points</b>	2 / 3	67
<b>Free Throws</b>	2 / 2	100

**10 ALONSO Francis**


	M / A	%
<b>Fied Goals</b>	2 / 5	40
<b>2 Points</b>	1 / 3	33
<b>3 Points</b>	1 / 2	50
<b>Free Throws</b>	6 / 7	86

**12 HAKANSON Ludvig**


	M / A	%
<b>Fied Goals</b>	2 / 8	25
<b>2 Points</b>	0 / 3	0
<b>3 Points</b>	2 / 5	40
<b>Free Throws</b>	0 / 0	0

## Shot Chart

### UCAM 90 vs 72 BILB

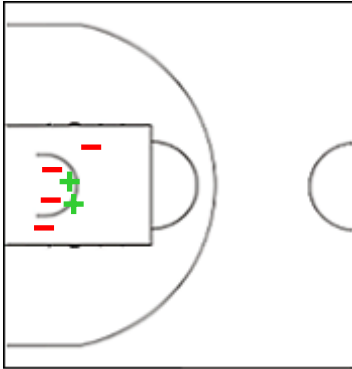
(20-13, 28-16, 26-18, 16-25)

Scoring by 5 min intervals:

	Q1		Q2		Q3		Q4	
<b>UCAM</b>	10	20	32	48	65	74	84	90
<b>BILB</b>	4	13	22	29	36	47	61	72

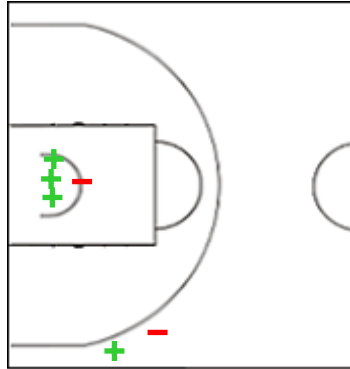
### BILB - Surne Bilbao

#### 19 SULEJMANOVIC Emir



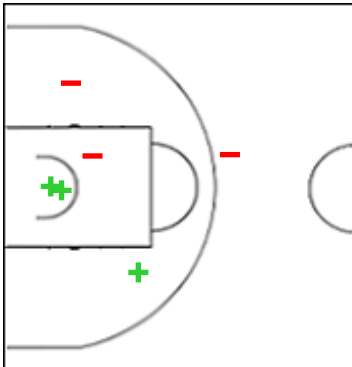
	M / A	%
<b>Fied Goals</b>	2 / 6	33
<b>2 Points</b>	2 / 6	33
<b>3 Points</b>	0 / 0	0
<b>Free Throws</b>	0 / 0	0

#### 22 RABASEDA Xavi



	M / A	%
<b>Fied Goals</b>	4 / 6	67
<b>2 Points</b>	3 / 4	75
<b>3 Points</b>	1 / 2	50
<b>Free Throws</b>	2 / 2	100

#### 23 KYSER Michale



	M / A	%
<b>Fied Goals</b>	3 / 6	50
<b>2 Points</b>	3 / 5	60
<b>3 Points</b>	0 / 1	0
<b>Free Throws</b>	2 / 2	100

## Shot Chart

### UCAM 90 vs 72 BILB

(20-13, 28-16, 26-18, 16-25)

Scoring by 5 min intervals:

	Q1		Q2		Q3		Q4	
<b>UCAM</b>	10	20	32	48	65	74	84	90
<b>BILB</b>	4	13	22	29	36	47	61	72

UCAM - UCAM Murcia

BILB - Surne Bilbao



	M / A	%
<b>Fied Goals</b>	33 / 60	55
<b>2 Points</b>	23 / 36	64
<b>3 Points</b>	10 / 24	42
<b>Free Throws</b>	14 / 15	93

%	M / A	
37	22 / 59	<b>Fied Goals</b>
39	15 / 38	<b>2 Points</b>
33	7 / 21	<b>3 Points</b>
81	21 / 26	<b>Free Throws</b>