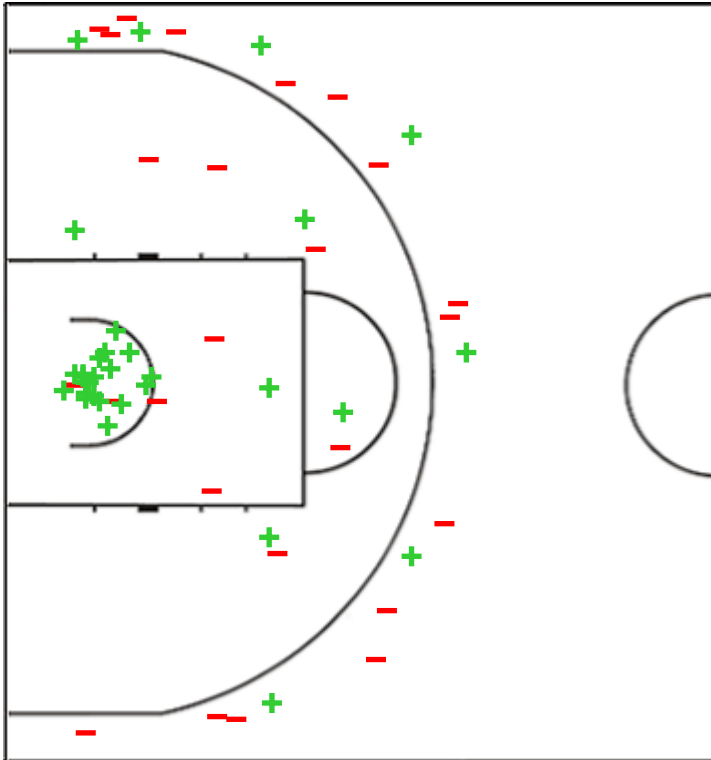
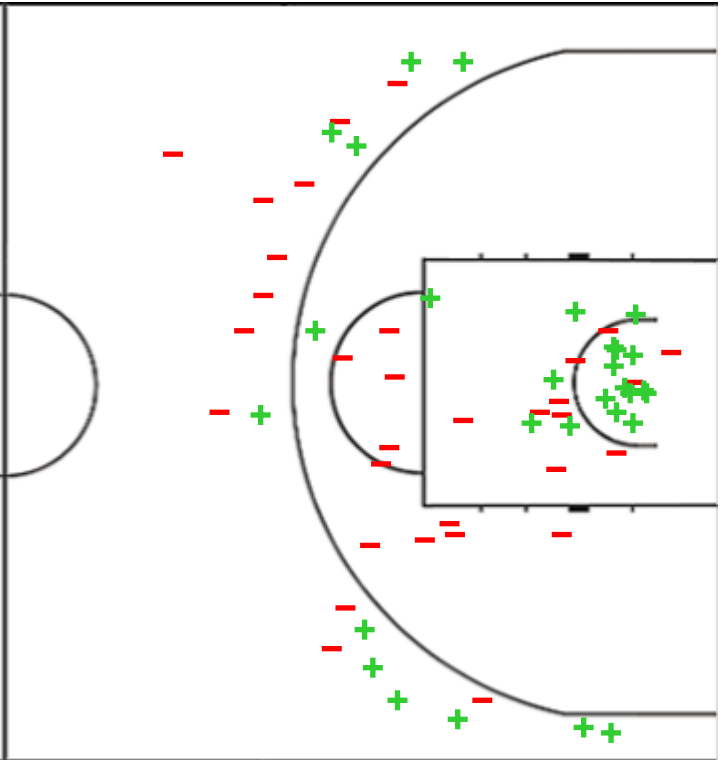


**Shot Chart**
**JER 81 vs 80 SIG**

(19-16, 19-21, 17-26, 26-17)

Scoring by 5 min intervals:

	Q1		Q2		Q3		Q4	
<b>JER</b>	10	19	29	38	44	55	61	81
<b>SIG</b>	6	16	29	37	52	63	73	80

**JER - Hapoel Bank Yahav Jerusalem**

**SIG - SIG Strasbourg**


<b>JER</b>	M / A	%
Fied Goals	33 / 58	57
2 Points	26 / 36	72
3 Points	7 / 22	32
Free Throws	8 / 16	50

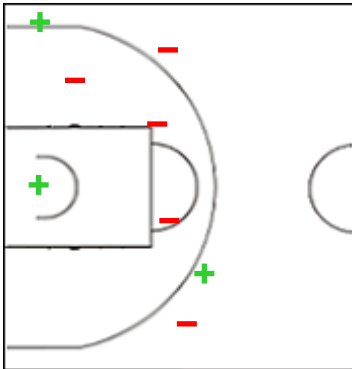
%	M / A	<b>SIG</b>
48	29 / 61	Fied Goals
47	18 / 38	2 Points
48	11 / 23	3 Points
85	11 / 13	Free Throws

**Shot Chart**
**JER 81 vs 80 SIG**

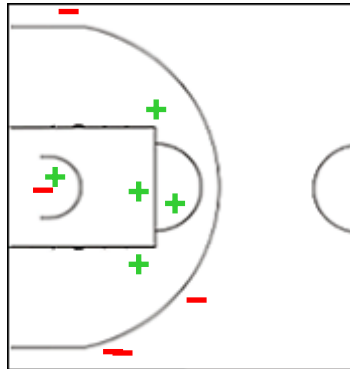
(19-16, 19-21, 17-26, 26-17)

Scoring by 5 min intervals:

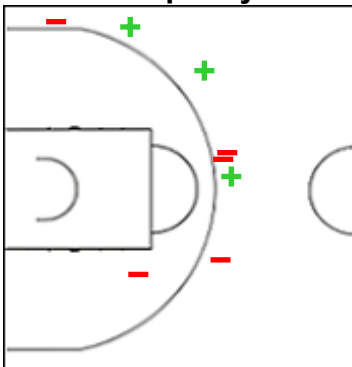
	Q1		Q2		Q3		Q4	
<b>JER</b>	10	19	29	38	44	55	61	81
<b>SIG</b>	6	16	29	37	52	63	73	80

**JER - Hapoel Bank Yahav Jerusalem**
**0 CARRINGTON Khadeen**


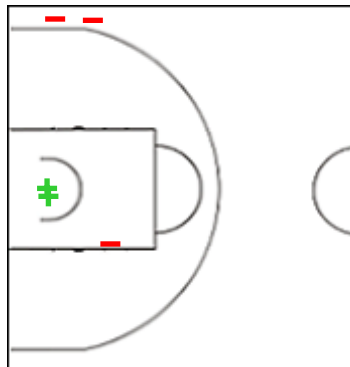
	M / A	%
Fied Goals	3 / 8	38
2 Points	1 / 4	25
3 Points	2 / 4	50
Free Throws	0 / 2	0

**2 RANDOLPH Levi**


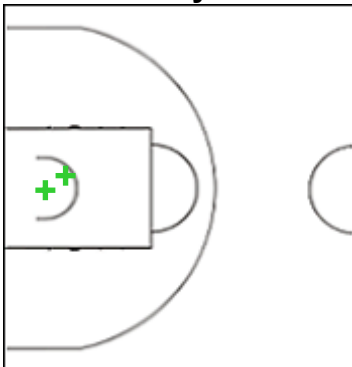
	M / A	%
Fied Goals	5 / 10	50
2 Points	5 / 6	83
3 Points	0 / 4	0
Free Throws	4 / 5	80

**4 SMITH Speedy**


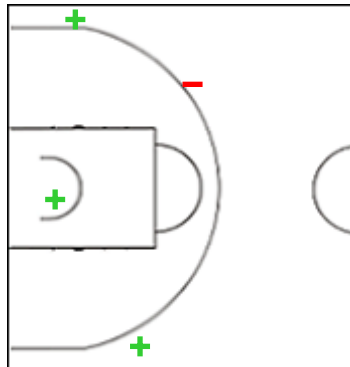
	M / A	%
Fied Goals	3 / 8	38
2 Points	0 / 1	0
3 Points	3 / 7	43
Free Throws	2 / 2	100

**5 MEJERIS Mareks**


	M / A	%
Fied Goals	2 / 5	40
2 Points	2 / 3	67
3 Points	0 / 2	0
Free Throws	0 / 0	0

**6 SEGEV Itay**


	M / A	%
Fied Goals	2 / 2	100
2 Points	2 / 2	100
3 Points	0 / 0	0
Free Throws	0 / 2	0

**7 BROWN Brandon**


	M / A	%
Fied Goals	3 / 4	75
2 Points	1 / 1	100
3 Points	2 / 3	67
Free Throws	0 / 0	0

## Shot Chart

### JER 81 vs 80 SIG

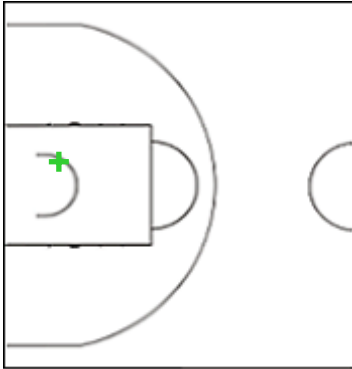
(19-16, 19-21, 17-26, 26-17)

Scoring by 5 min intervals:

	Q1		Q2		Q3		Q4	
<b>JER</b>	10	19	29	38	44	55	61	81
<b>SIG</b>	6	16	29	37	52	63	73	80

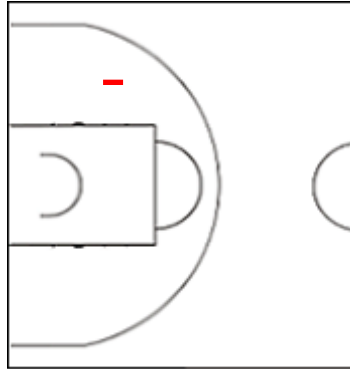
### JER - Hapoel Bank Yahav Jerusalem

#### 11 VENE Siim-Sander



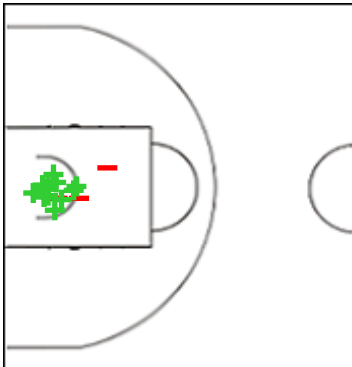
	M / A	%
Fied Goals	1 / 1	100
2 Points	1 / 1	100
3 Points	0 / 0	0
Free Throws	0 / 0	0

#### 24 BLAYZER Oz



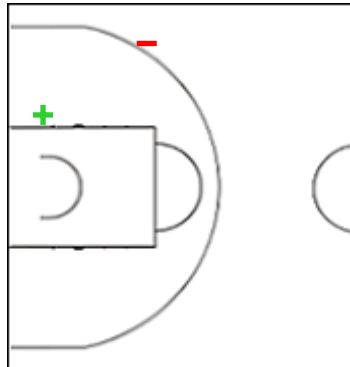
	M / A	%
Fied Goals	0 / 1	0
2 Points	0 / 1	0
3 Points	0 / 0	0
Free Throws	0 / 0	0

#### 35 HANKINS Zach



	M / A	%
Fied Goals	13 / 16	81
2 Points	13 / 16	81
3 Points	0 / 0	0
Free Throws	2 / 5	40

#### 80 CORNELIUS Or



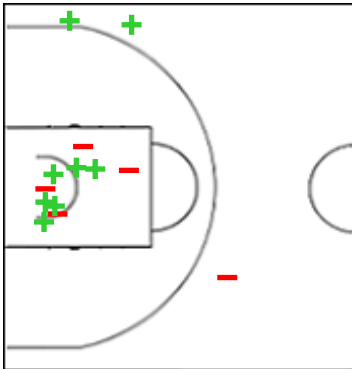
	M / A	%
Fied Goals	1 / 2	50
2 Points	1 / 1	100
3 Points	0 / 1	0
Free Throws	0 / 0	0

**Shot Chart**
**JER 81 vs 80 SIG**

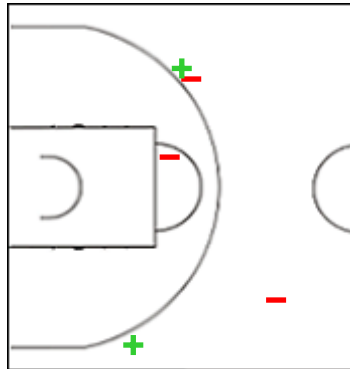
(19-16, 19-21, 17-26, 26-17)

Scoring by 5 min intervals:

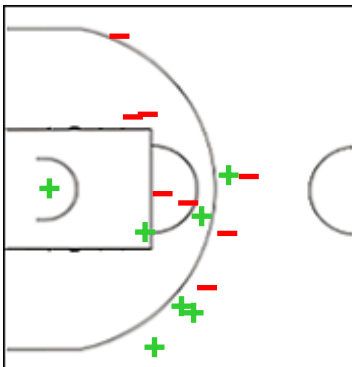
	Q1		Q2		Q3		Q4	
<b>JER</b>	10	19	29	38	44	55	61	81
<b>SIG</b>	6	16	29	37	52	63	73	80

**SIG - SIG Strasbourg**
**0 KURUCS Rodions**


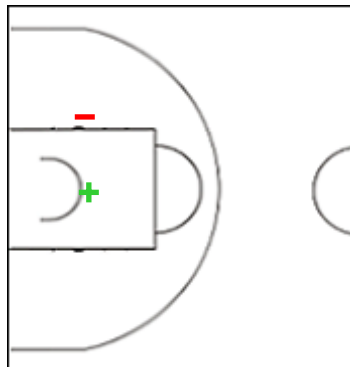
	M / A	%
Fied Goals	8 / 13	62
2 Points	6 / 10	60
3 Points	2 / 3	67
Free Throws	1 / 1	100

**2 BEAUFORT Lucas**


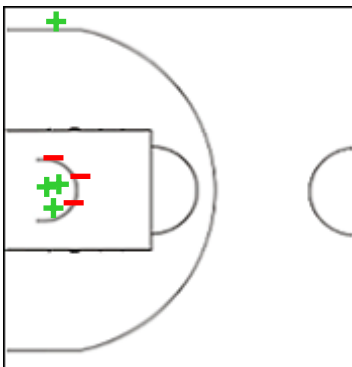
	M / A	%
Fied Goals	2 / 5	40
2 Points	0 / 1	0
3 Points	2 / 4	50
Free Throws	0 / 0	0

**3 KEENE Marcus**


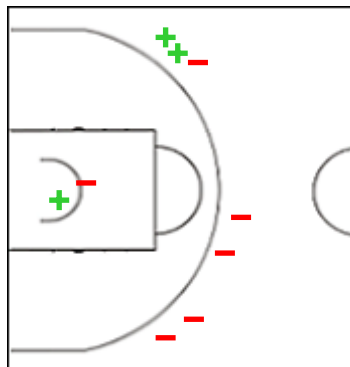
	M / A	%
Fied Goals	7 / 15	47
2 Points	3 / 7	43
3 Points	4 / 8	50
Free Throws	2 / 2	100

**5 UDANOH Ike**


	M / A	%
Fied Goals	1 / 2	50
2 Points	1 / 2	50
3 Points	0 / 0	0
Free Throws	2 / 4	50

**6 LACOMBE Paul**


	M / A	%
Fied Goals	4 / 7	57
2 Points	3 / 6	50
3 Points	1 / 1	100
Free Throws	4 / 4	100

**9 LANSLOWNE DeAndre**


	M / A	%
Fied Goals	3 / 9	33
2 Points	1 / 2	50
3 Points	2 / 7	29
Free Throws	0 / 0	0

## Shot Chart

### JER 81 vs 80 SIG

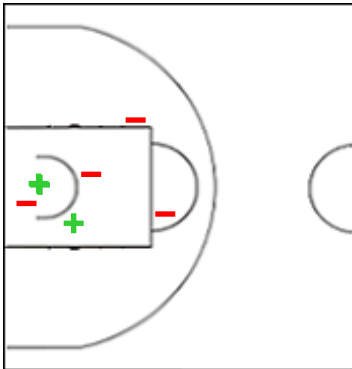
(19-16, 19-21, 17-26, 26-17)

Scoring by 5 min intervals:

	Q1		Q2		Q3		Q4	
<b>JER</b>	10	19	29	38	44	55	61	81
<b>SIG</b>	6	16	29	37	52	63	73	80

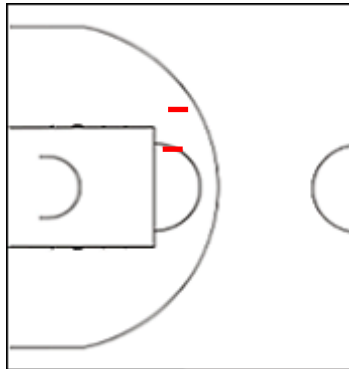
### SIG - SIG Strasbourg

#### 10 MASSA Bodian



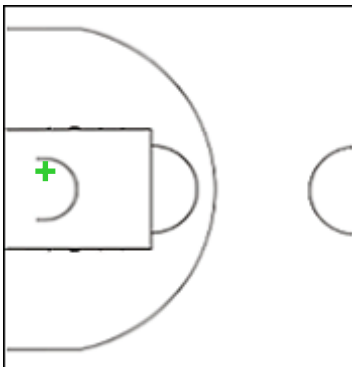
	M / A	%
Fied Goals	3 / 7	43
2 Points	3 / 7	43
3 Points	0 / 0	0
Free Throws	0 / 0	0

#### 15 PETERKA Martin



	M / A	%
Fied Goals	0 / 2	0
2 Points	0 / 2	0
3 Points	0 / 0	0
Free Throws	0 / 0	0

#### 18 BELLE Michael



	M / A	%
Fied Goals	1 / 1	100
2 Points	1 / 1	100
3 Points	0 / 0	0
Free Throws	2 / 2	100

## Shot Chart

### JER 81 vs 80 SIG

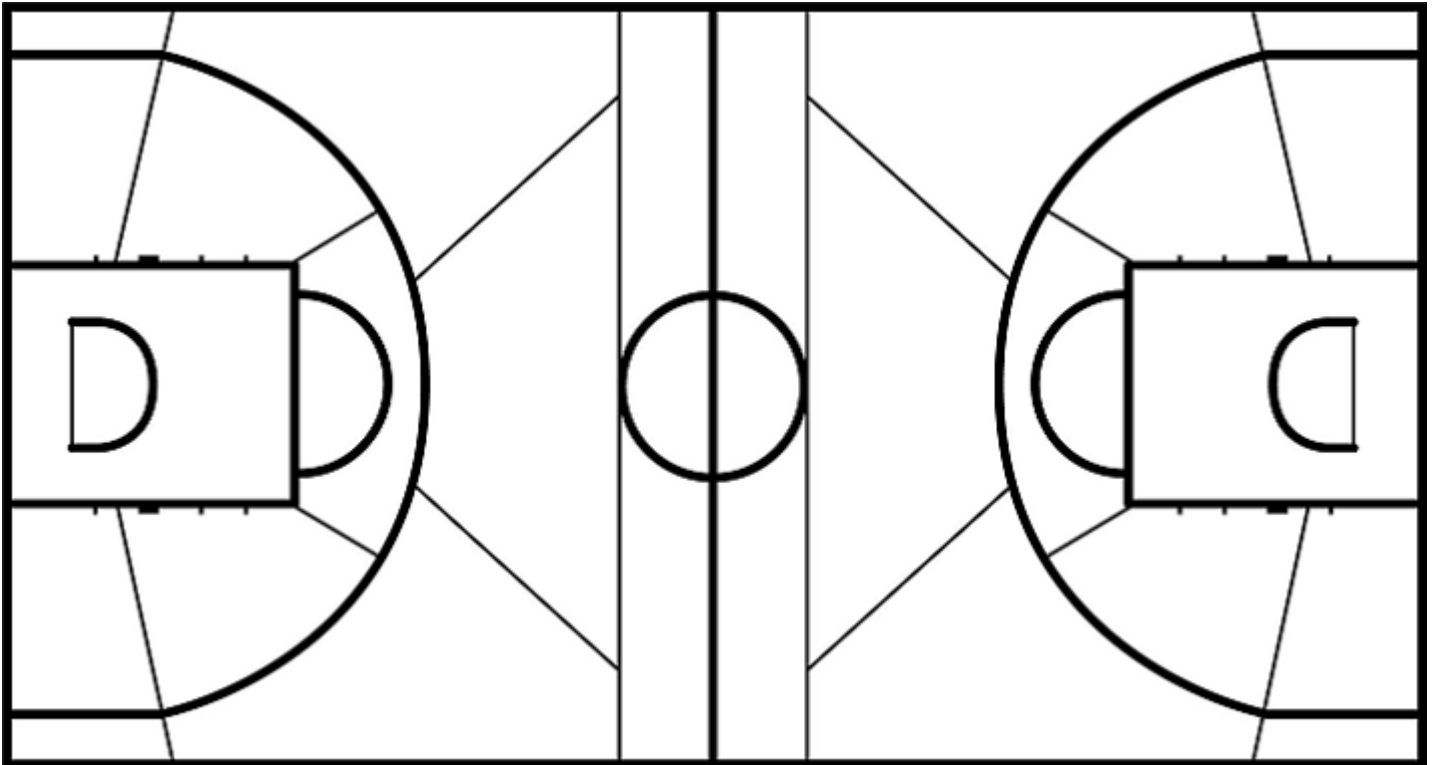
(19-16, 19-21, 17-26, 26-17)

Scoring by 5 min intervals:

	Q1		Q2		Q3		Q4	
<b>JER</b>	10	19	29	38	44	55	61	81
<b>SIG</b>	6	16	29	37	52	63	73	80

**JER - Hapoel Bank Yahav Jerusalem**

**SIG - SIG Strasbourg**



	M / A	%
<b>Fied Goals</b>	33 / 58	57
<b>2 Points</b>	26 / 36	72
<b>3 Points</b>	7 / 22	32
<b>Free Throws</b>	8 / 16	50

%	M / A	
48	29 / 61	<b>Fied Goals</b>
47	18 / 38	<b>2 Points</b>
48	11 / 23	<b>3 Points</b>
85	11 / 13	<b>Free Throws</b>