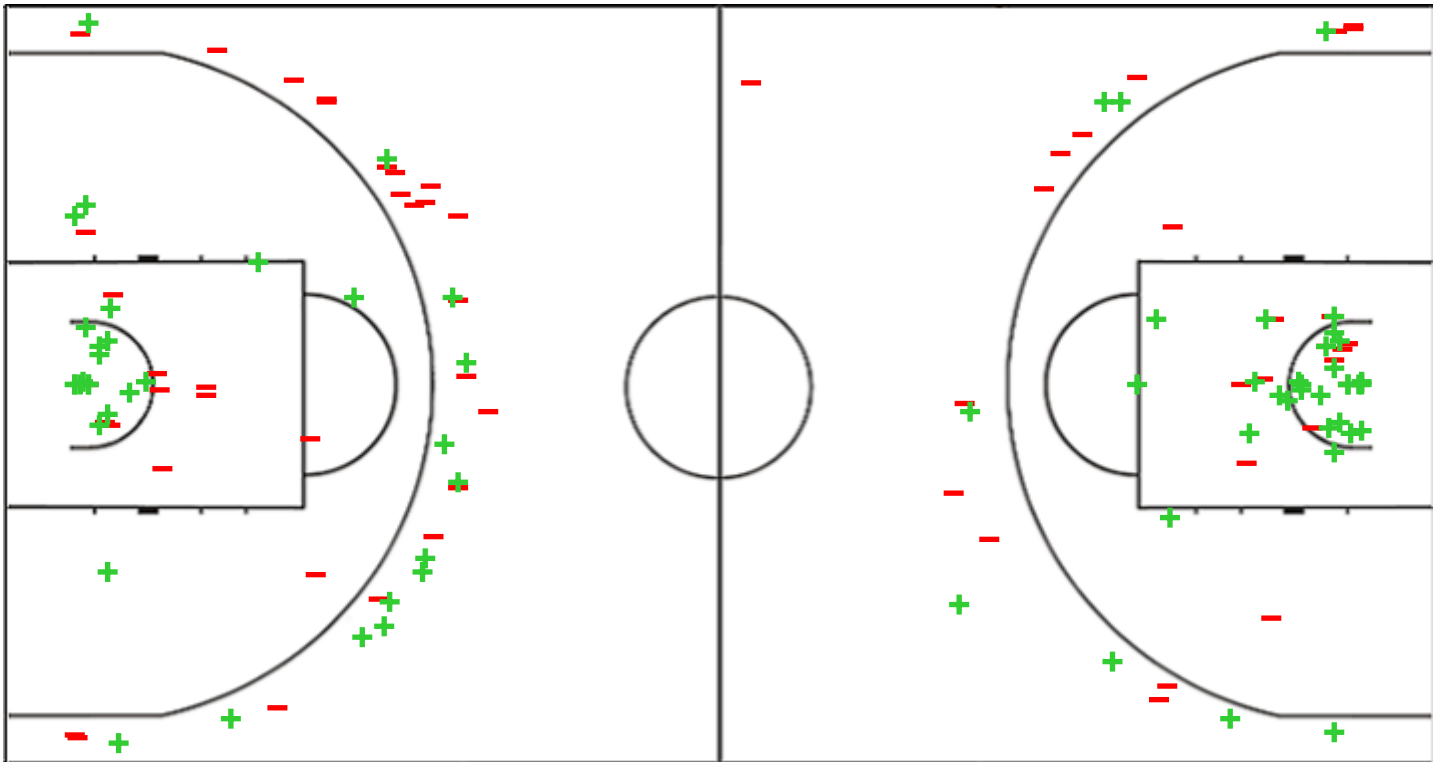


Shot Chart
UNI 99 vs 88 CSP

(26-22, 20-30, 31-17, 22-19)

Scoring by 5 min intervals:

	Q1		Q2		Q3		Q4	
Unicaja SD	17	26	40	46	63	77	88	99
CSP	7	22	31	52	60	69	80	88

UNI - Unicaja SD
CSP - Limoges CSP


UNI	M / A	%
Fied Goals	33 / 66	50
2 Points	20 / 32	63
3 Points	13 / 34	38
Free Throws	20 / 22	91

%	M / A	CSP
57	35 / 61	Fied Goals
68	27 / 40	2 Points
38	8 / 21	3 Points
77	10 / 13	Free Throws

Shot Chart

UNI 99 vs 88 CSP

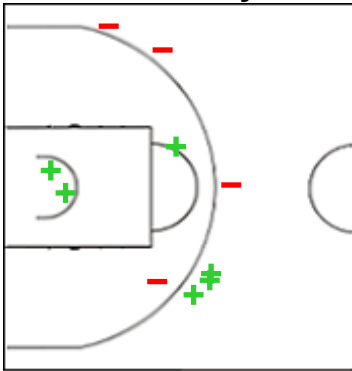
(26-22, 20-30, 31-17, 22-19)

Scoring by 5 min intervals:

	Q1		Q2		Q3		Q4	
Unicaja SD	17	26	40	46	63	77	88	99
CSP	7	22	31	52	60	69	80	88

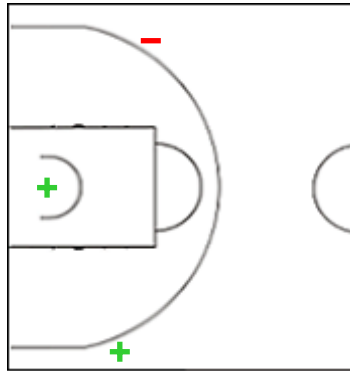
UNI - Unicaja SD

4 KALINOSKI Tyler



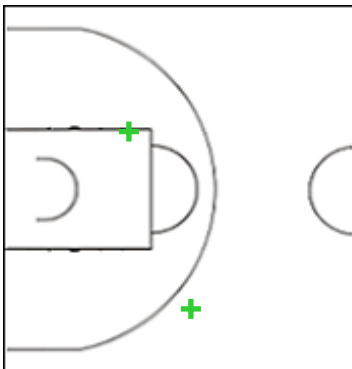
	M / A	%
Fied Goals	6 / 10	60
2 Points	3 / 4	75
3 Points	3 / 6	50
Free Throws	3 / 4	75

7 BARREIRO Jonathan



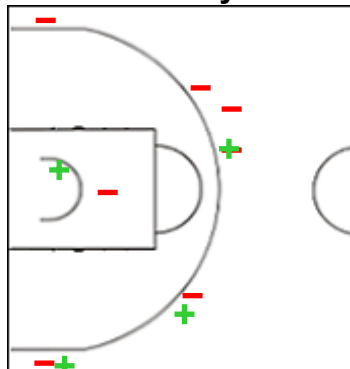
	M / A	%
Fied Goals	2 / 3	67
2 Points	1 / 1	100
3 Points	1 / 2	50
Free Throws	0 / 0	0

9 DIAZ Alberto



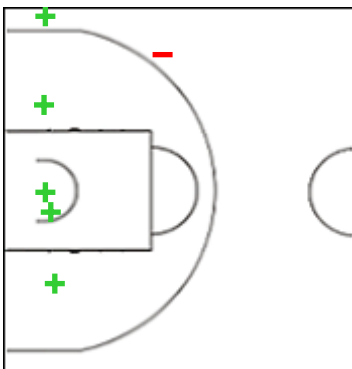
	M / A	%
Fied Goals	2 / 2	100
2 Points	1 / 1	100
3 Points	1 / 1	100
Free Throws	0 / 0	0

11 CARTER Tyson



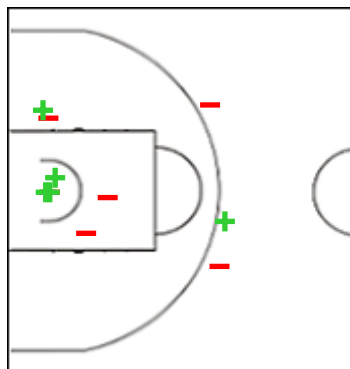
	M / A	%
Fied Goals	4 / 11	36
2 Points	1 / 2	50
3 Points	3 / 9	33
Free Throws	4 / 4	100

15 THOMAS Will



	M / A	%
Fied Goals	5 / 6	83
2 Points	4 / 4	100
3 Points	1 / 2	50
Free Throws	2 / 2	100

45 KRAVISH David



	M / A	%
Fied Goals	5 / 11	45
2 Points	4 / 8	50
3 Points	1 / 3	33
Free Throws	1 / 2	50

Shot Chart

UNI 99 vs 88 CSP

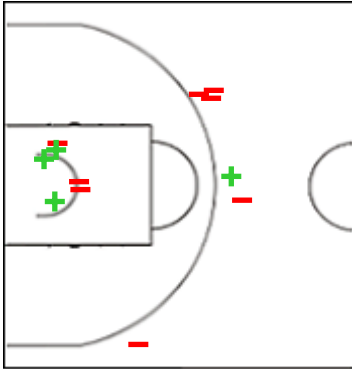
(26-22, 20-30, 31-17, 22-19)

Scoring by 5 min intervals:

	Q1		Q2		Q3		Q4	
Unicaja SD	17	26	40	46	63	77	88	99
CSP	7	22	31	52	60	69	80	88

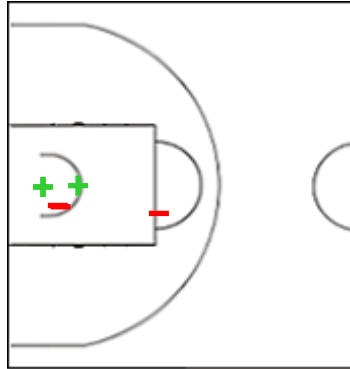
UNI - Unicaja SD

55 PERRY Kendrick



	M / A	%
Fied Goals	4 / 12	33
2 Points	3 / 6	50
3 Points	1 / 6	17
Free Throws	2 / 2	100

77 SIMA Yankuba



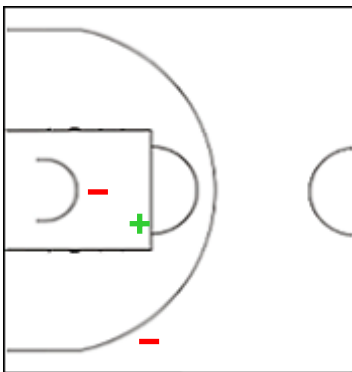
	M / A	%
Fied Goals	3 / 6	50
2 Points	3 / 6	50
3 Points	0 / 0	0
Free Throws	4 / 4	100

Shot Chart
UNI 99 vs 88 CSP

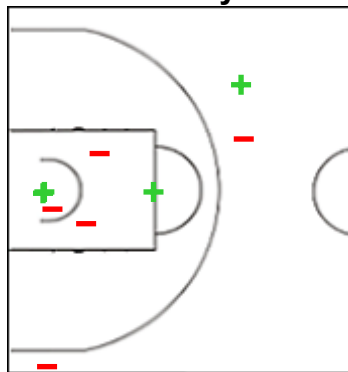
(26-22, 20-30, 31-17, 22-19)

Scoring by 5 min intervals:

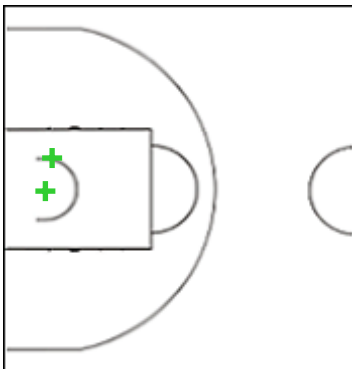
	Q1		Q2		Q3		Q4	
Unicaja	17	26	40	46	63	77	88	99
SD								
CSP	7	22	31	52	60	69	80	88

CSP - Limoges CSP
2 KLASSEN Marek


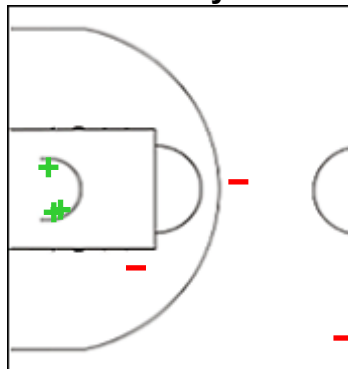
	M / A	%
Fied Goals	1 / 3	33
2 Points	1 / 2	50
3 Points	0 / 1	0
Free Throws	1 / 1	100

3 GRAVES Jayvon


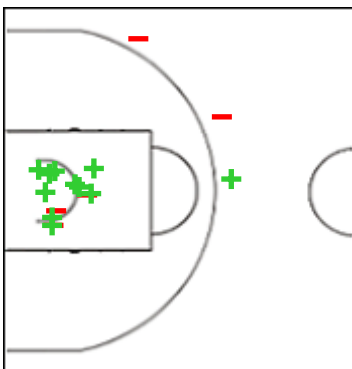
	M / A	%
Fied Goals	4 / 9	44
2 Points	3 / 6	50
3 Points	1 / 3	33
Free Throws	0 / 0	0

6 YEGUETE Wilfried


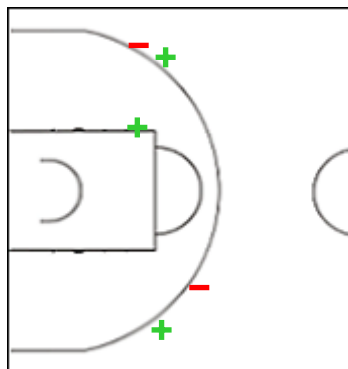
	M / A	%
Fied Goals	2 / 2	100
2 Points	2 / 2	100
3 Points	0 / 0	0
Free Throws	2 / 3	67

11 JONES Bryce


	M / A	%
Fied Goals	3 / 6	50
2 Points	3 / 4	75
3 Points	0 / 2	0
Free Throws	2 / 3	67

23 RODRIGUEZ Desi


	M / A	%
Fied Goals	11 / 16	69
2 Points	10 / 13	77
3 Points	1 / 3	33
Free Throws	2 / 3	67

24 UGOLIN Lucas


	M / A	%
Fied Goals	3 / 5	60
2 Points	1 / 1	100
3 Points	2 / 4	50
Free Throws	0 / 0	0

Shot Chart

UNI 99 vs 88 CSP

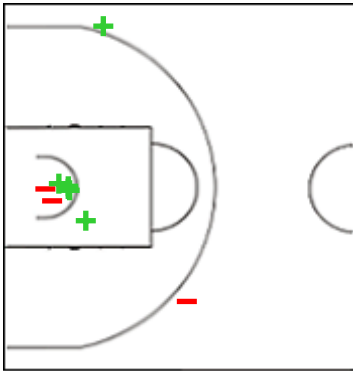
(26-22, 20-30, 31-17, 22-19)

Scoring by 5 min intervals:

	Q1		Q2		Q3		Q4	
Unicaja SD	17	26	40	46	63	77	88	99
CSP	7	22	31	52	60	69	80	88

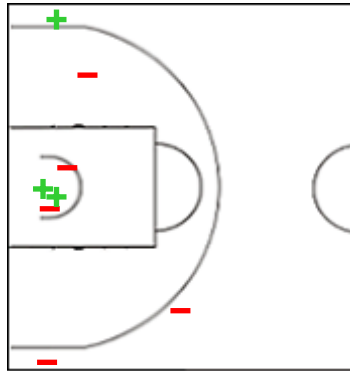
CSP - Limoges CSP

35 KADJI Kenneth



	M / A	%
Fied Goals	6 / 9	67
2 Points	5 / 7	71
3 Points	1 / 2	50
Free Throws	1 / 1	100

77 KYZLINK Tomas



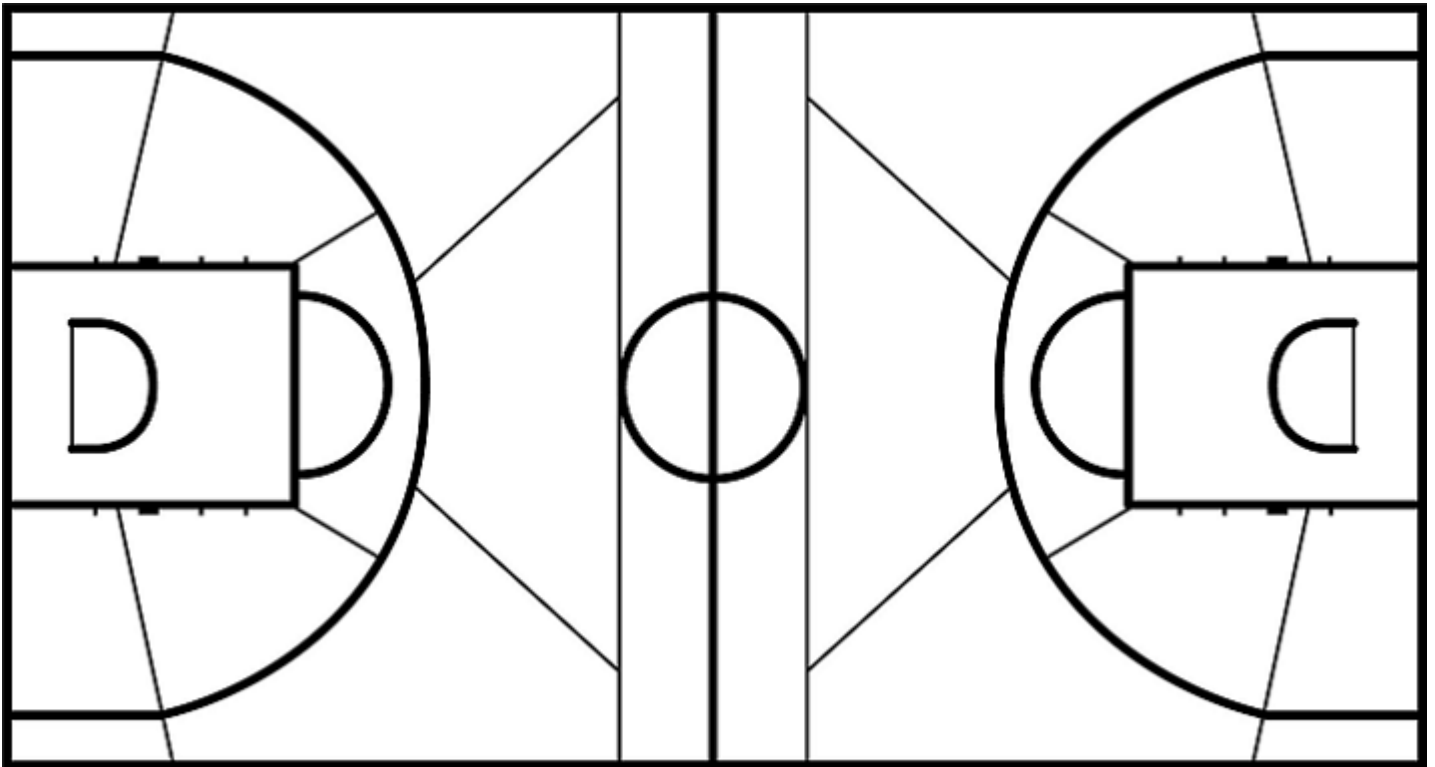
	M / A	%
Fied Goals	3 / 8	38
2 Points	2 / 5	40
3 Points	1 / 3	33
Free Throws	2 / 2	100

Shot Chart
UNI 99 vs 88 CSP

(26-22, 20-30, 31-17, 22-19)

Scoring by 5 min intervals:

	Q1		Q2		Q3		Q4	
Unicaja SD	17	26	40	46	63	77	88	99
CSP	7	22	31	52	60	69	80	88

UNI - Unicaja SD
CSP - Limoges CSP


	M / A	%
Fied Goals	33 / 66	50
2 Points	20 / 32	63
3 Points	13 / 34	38
Free Throws	20 / 22	91

%	M / A	
57	35 / 61	Fied Goals
68	27 / 40	2 Points
38	8 / 21	3 Points
77	10 / 13	Free Throws