

Shot Chart

QRO 106 vs 90 HNB

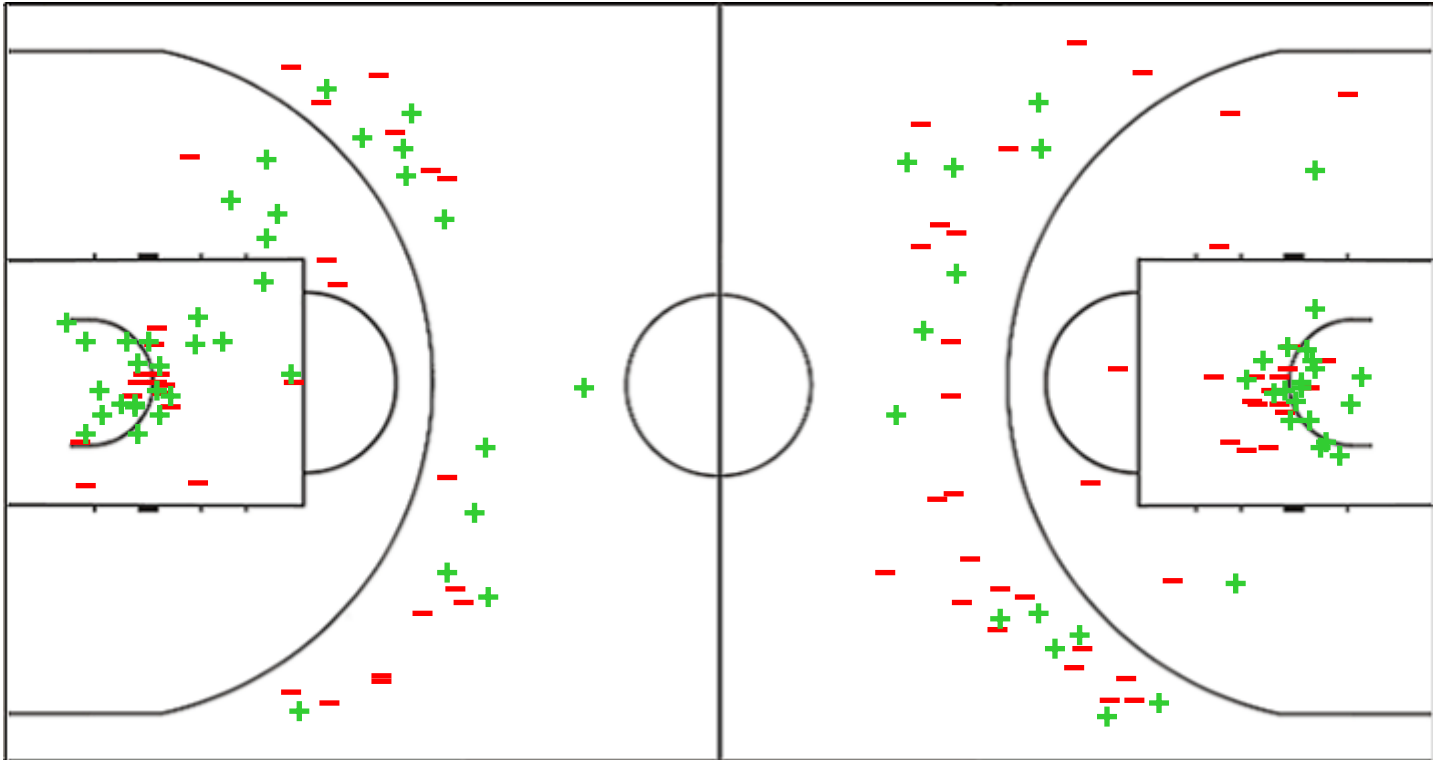
(30-27, 28-15, 22-25, 26-23)

Scoring by 5 min intervals:

	Q1		Q2		Q3		Q4	
QRO	12	30	49	58	67	80	87	106
HNB	18	27	35	42	52	67	77	90

QRO - Libertadores de Queretaro

HNB - Honey Badgers



QRO	M / A	%
Fied Goals	37 / 68	54
2 Points	25 / 42	60
3 Points	12 / 26	46
Free Throws	20 / 29	69

%	M / A	HNB
44	34 / 77	Fied Goals
50	21 / 42	2 Points
37	13 / 35	3 Points
64	9 / 14	Free Throws

Shot Chart

QRO 106 vs 90 HNB

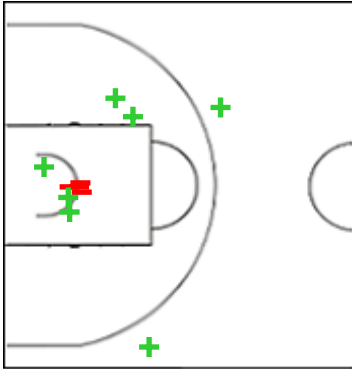
(30-27, 28-15, 22-25, 26-23)

Scoring by 5 min intervals:

	Q1		Q2		Q3		Q4	
QRO	12	30	49	58	67	80	87	106
HNB	18	27	35	42	52	67	77	90

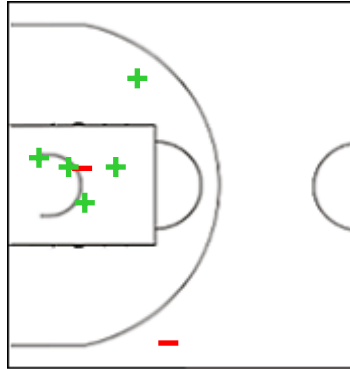
QRO - Libertadores de Queretaro

3 TELLO Juan



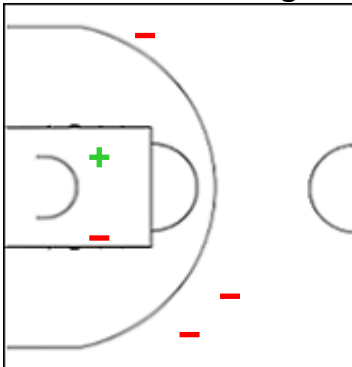
	M / A	%
Fied Goals	7 / 11	64
2 Points	5 / 9	56
3 Points	2 / 2	100
Free Throws	3 / 4	75

5 LIZ Victor



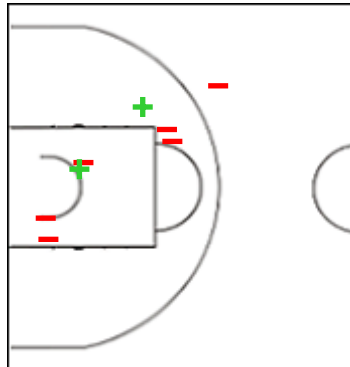
	M / A	%
Fied Goals	5 / 7	71
2 Points	5 / 6	83
3 Points	0 / 1	0
Free Throws	5 / 7	71

7 GUTIERREZ Jorge



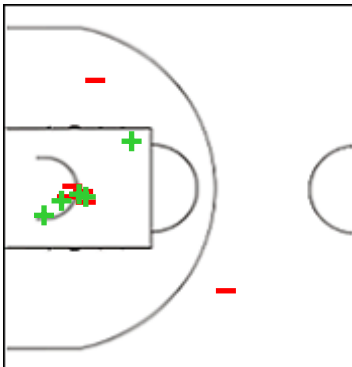
	M / A	%
Fied Goals	1 / 5	20
2 Points	1 / 2	50
3 Points	0 / 3	0
Free Throws	2 / 2	100

24 GIRON Gabriel



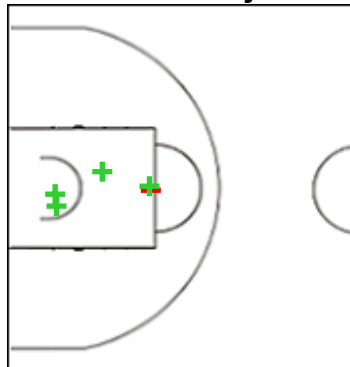
	M / A	%
Fied Goals	2 / 8	25
2 Points	2 / 7	29
3 Points	0 / 1	0
Free Throws	0 / 0	0

28 ROMERO Ismael



	M / A	%
Fied Goals	5 / 11	45
2 Points	5 / 10	50
3 Points	0 / 1	0
Free Throws	3 / 6	50

32 HOLMAN Elijah



	M / A	%
Fied Goals	4 / 5	80
2 Points	4 / 5	80
3 Points	0 / 0	0
Free Throws	2 / 2	100

Shot Chart

QRO 106 vs 90 HNB

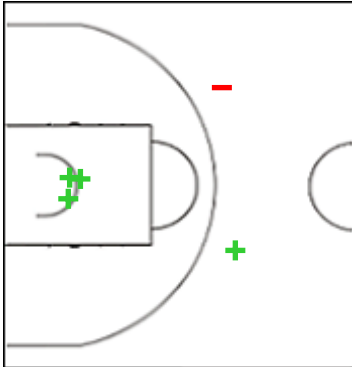
(30-27, 28-15, 22-25, 26-23)

Scoring by 5 min intervals:

	Q1		Q2		Q3		Q4	
QRO	12	30	49	58	67	80	87	106
HNB	18	27	35	42	52	67	77	90

QRO - Libertadores de Queretaro

45 BURRELL Trahson



	M / A	%
Fied Goals	4 / 5	80
2 Points	3 / 3	100
3 Points	1 / 2	50
Free Throws	0 / 2	0

Shot Chart

QRO 106 vs 90 HNB

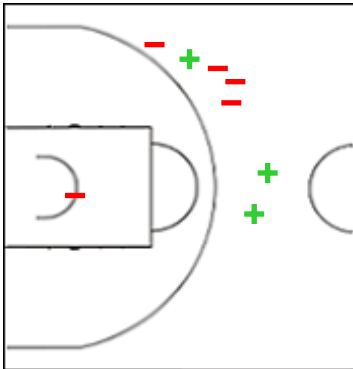
(30-27, 28-15, 22-25, 26-23)

Scoring by 5 min intervals:

	Q1		Q2		Q3		Q4	
QRO	12	30	49	58	67	80	87	106
HNB	18	27	35	42	52	67	77	90

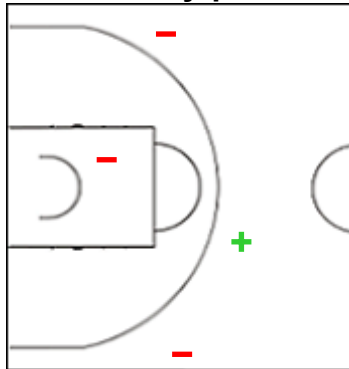
HNB - Honey Badgers

0 HENRY-BLAIR Jahvon



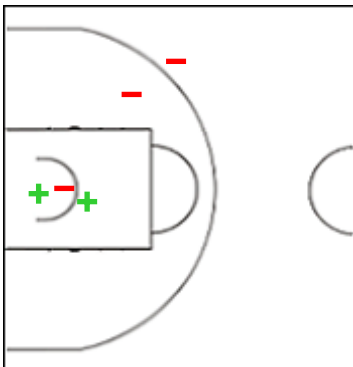
	M / A	%
Fied Goals	3 / 8	38
2 Points	0 / 1	0
3 Points	3 / 7	43
Free Throws	3 / 3	100

2 ROLON Tyquan



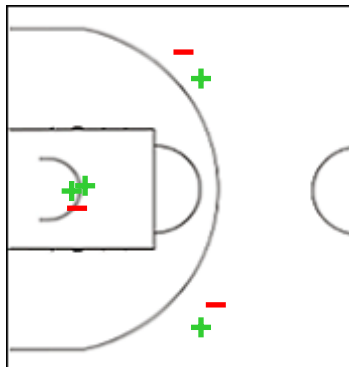
	M / A	%
Fied Goals	1 / 4	25
2 Points	0 / 1	0
3 Points	1 / 3	33
Free Throws	2 / 4	50

6 MILLER-MOORE Sean



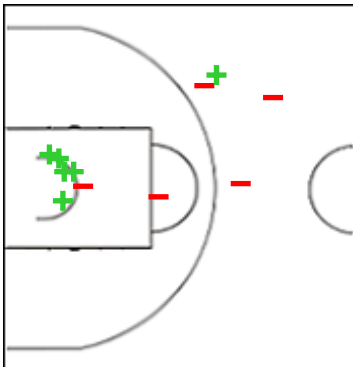
	M / A	%
Fied Goals	2 / 5	40
2 Points	2 / 4	50
3 Points	0 / 1	0
Free Throws	0 / 0	0

10 CAMPBELL Alexander



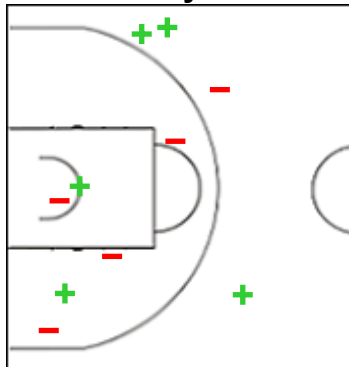
	M / A	%
Fied Goals	4 / 7	57
2 Points	2 / 3	67
3 Points	2 / 4	50
Free Throws	1 / 2	50

16 TAYLOR JR Steve



	M / A	%
Fied Goals	6 / 11	55
2 Points	5 / 7	71
3 Points	1 / 4	25
Free Throws	2 / 3	67

21 RICE Rayvonte



	M / A	%
Fied Goals	5 / 10	50
2 Points	2 / 6	33
3 Points	3 / 4	75
Free Throws	0 / 0	0

Shot Chart

QRO 106 vs 90 HNB

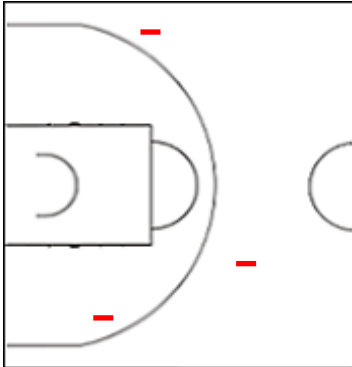
(30-27, 28-15, 22-25, 26-23)

Scoring by 5 min intervals:

	Q1		Q2		Q3		Q4	
QRO	12	30	49	58	67	80	87	106
HNB	18	27	35	42	52	67	77	90

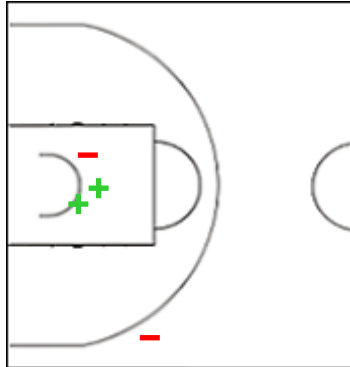
HNB - Honey Badgers

34 BURNATOWSKI Murphy



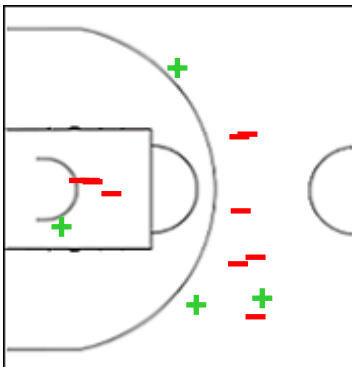
	M / A	%
Fied Goals	0 / 3	0
2 Points	0 / 1	0
3 Points	0 / 2	0
Free Throws	0 / 0	0

40 POSTHUMUS Chad



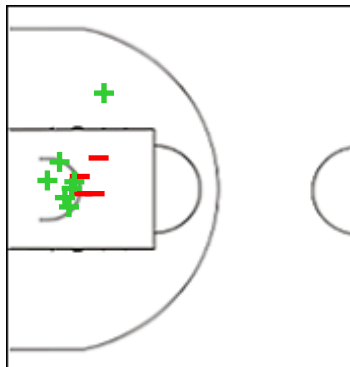
	M / A	%
Fied Goals	2 / 4	50
2 Points	2 / 3	67
3 Points	0 / 1	0
Free Throws	0 / 0	0

42 SOLANO Gelvis



	M / A	%
Fied Goals	4 / 14	29
2 Points	1 / 5	20
3 Points	3 / 9	33
Free Throws	0 / 0	0

50 IBARRA Joshua



	M / A	%
Fied Goals	7 / 11	64
2 Points	7 / 11	64
3 Points	0 / 0	0
Free Throws	1 / 2	50

Shot Chart

QRO 106 vs 90 HNB

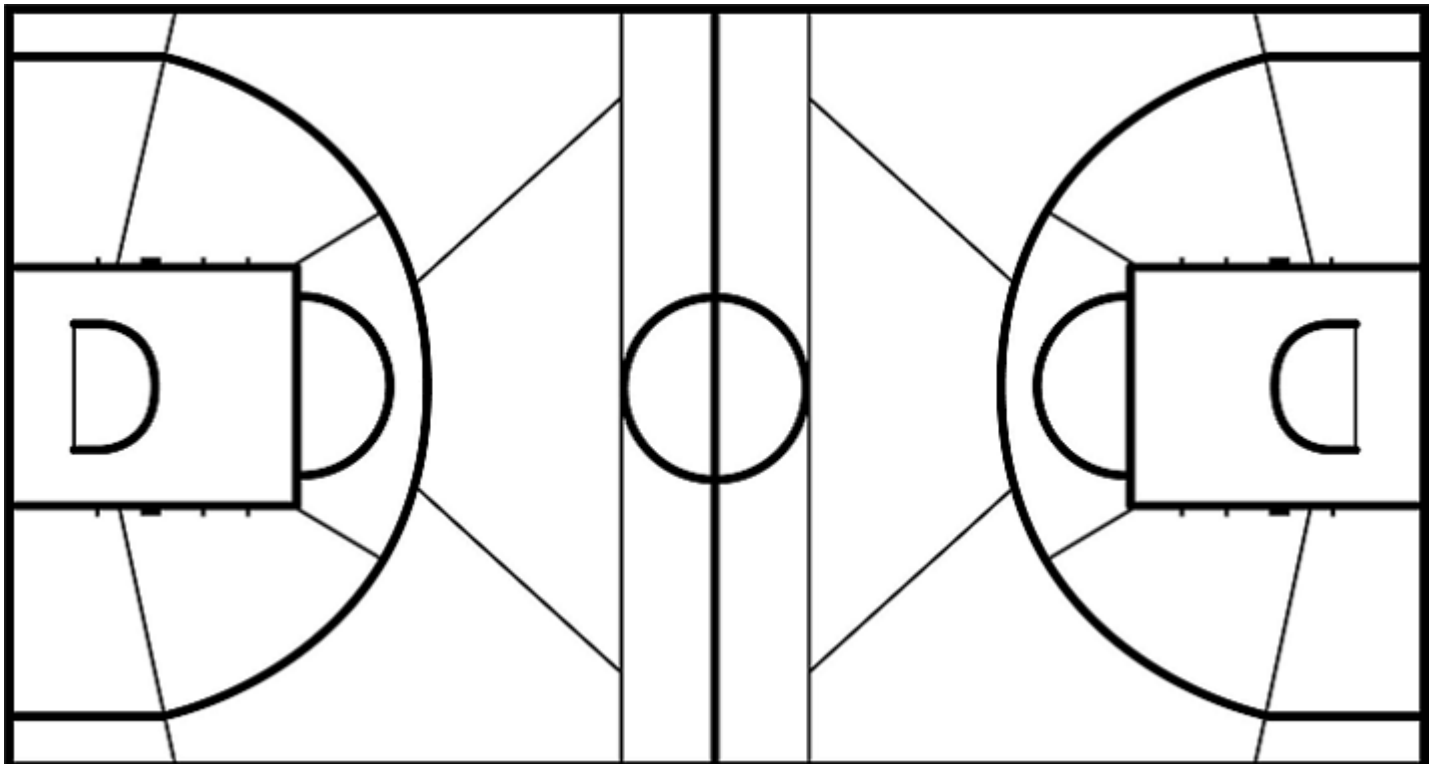
(30-27, 28-15, 22-25, 26-23)

Scoring by 5 min intervals:

	Q1		Q2		Q3		Q4	
QRO	12	30	49	58	67	80	87	106
HNB	18	27	35	42	52	67	77	90

QRO - Libertadores de Queretaro

HNB - Honey Badgers



	M / A	%
Fied Goals	37 / 68	54
2 Points	25 / 42	60
3 Points	12 / 26	46
Free Throws	20 / 29	69

%	M / A	
44	34 / 77	Fied Goals
50	21 / 42	2 Points
37	13 / 35	3 Points
64	9 / 14	Free Throws