

Shot Chart

OBR 75 vs 87 UDC

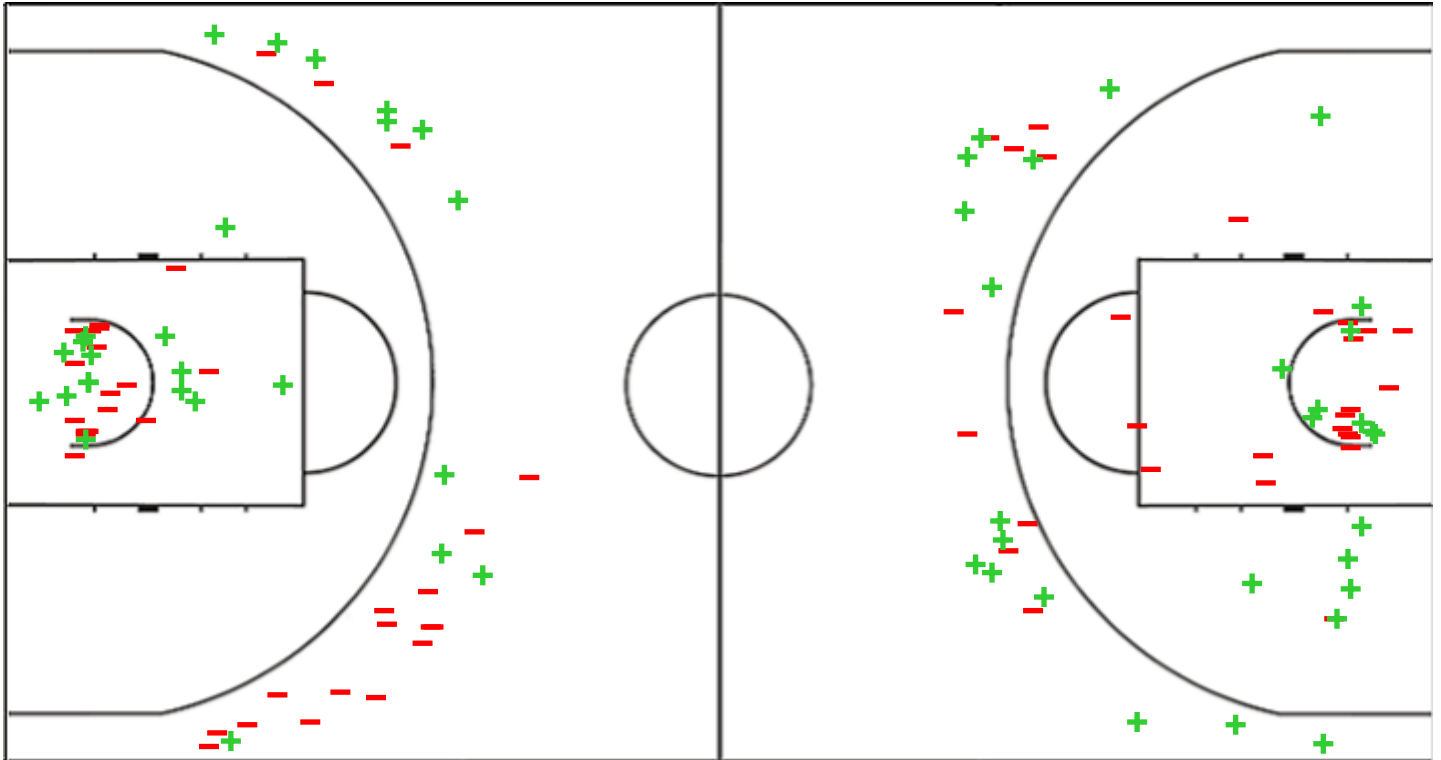
(22-27, 23-18, 14-24, 16-18)

Scoring by 5 min intervals:

	Q1		Q2		Q3		Q4	
OBR	10	22	30	45	50	59	68	75
UDC	12	27	35	45	58	69	79	87

OBR - Obras Sanitarias

UDC - Universidad de Concepción



OBR	M / A	%
Fied Goals	27 / 62	44
2 Points	16 / 33	48
3 Points	11 / 29	38
Free Throws	10 / 16	63

%	M / A	UDC
50	28 / 56	Fied Goals
42	14 / 33	2 Points
61	14 / 23	3 Points
68	17 / 25	Free Throws

Shot Chart

OBR 75 vs 87 UDC

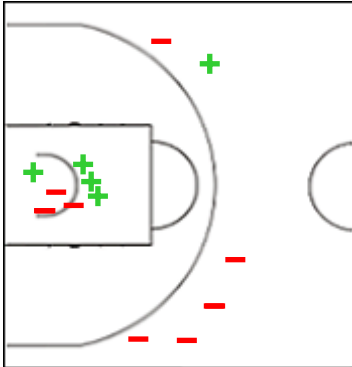
(22-27, 23-18, 14-24, 16-18)

Scoring by 5 min intervals:

	Q1		Q2		Q3		Q4	
OBR	10	22	30	45	50	59	68	75
UDC	12	27	35	45	58	69	79	87

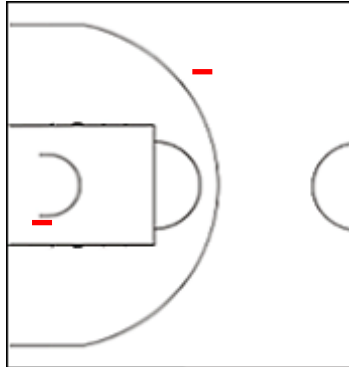
OBR - Obras Sanitarias

3 RODRIGUEZ Joaquin



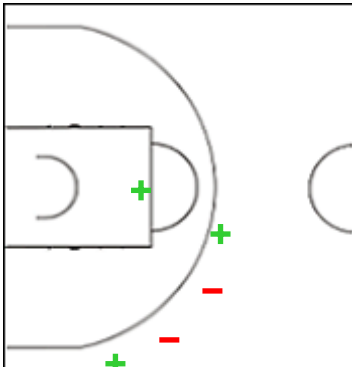
	M / A	%
Fied Goals	5 / 15	33
2 Points	4 / 8	50
3 Points	1 / 7	14
Free Throws	2 / 4	50

6 SERRES Emiliano



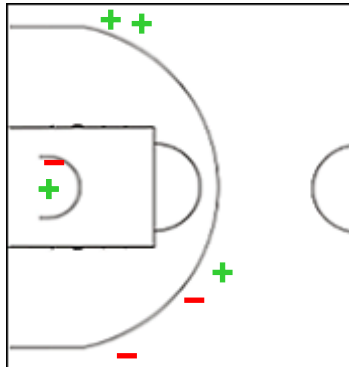
	M / A	%
Fied Goals	0 / 2	0
2 Points	0 / 1	0
3 Points	0 / 1	0
Free Throws	0 / 0	0

9 VALUSSI Luca



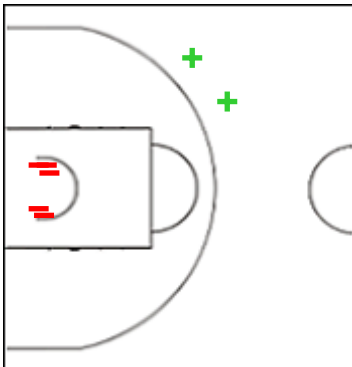
	M / A	%
Fied Goals	3 / 5	60
2 Points	1 / 1	100
3 Points	2 / 4	50
Free Throws	0 / 0	0

11 COPELAND Isaac



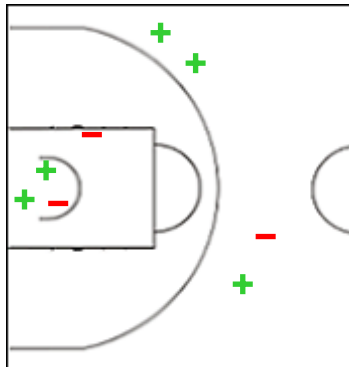
	M / A	%
Fied Goals	5 / 8	63
2 Points	2 / 3	67
3 Points	3 / 5	60
Free Throws	0 / 0	0

12 VENEGAS Juan



	M / A	%
Fied Goals	2 / 7	29
2 Points	0 / 5	0
3 Points	2 / 2	100
Free Throws	2 / 2	100

13 BARRAL Pedro



	M / A	%
Fied Goals	5 / 8	63
2 Points	2 / 4	50
3 Points	3 / 4	75
Free Throws	5 / 7	71

Shot Chart

OBR 75 vs 87 UDC

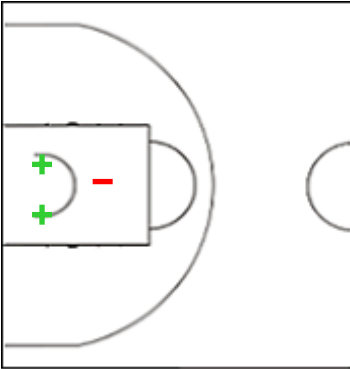
(22-27, 23-18, 14-24, 16-18)

Scoring by 5 min intervals:

	Q1		Q2		Q3		Q4	
OBR	10	22	30	45	50	59	68	75
UDC	12	27	35	45	58	69	79	87

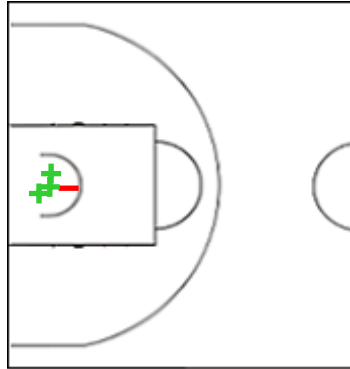
OBR - Obras Sanitarias

15 BERRA Lautaro



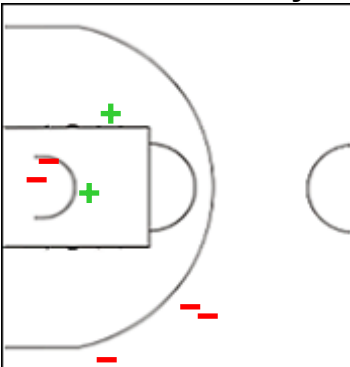
	M / A	%
Fied Goals	2 / 3	67
2 Points	2 / 3	67
3 Points	0 / 0	0
Free Throws	0 / 1	0

21 CALFANI Mathias



	M / A	%
Fied Goals	3 / 4	75
2 Points	3 / 4	75
3 Points	0 / 0	0
Free Throws	1 / 2	50

32 SOLARIN Jeffrey



	M / A	%
Fied Goals	2 / 7	29
2 Points	2 / 4	50
3 Points	0 / 3	0
Free Throws	0 / 0	0

Shot Chart

OBR 75 vs 87 UDC

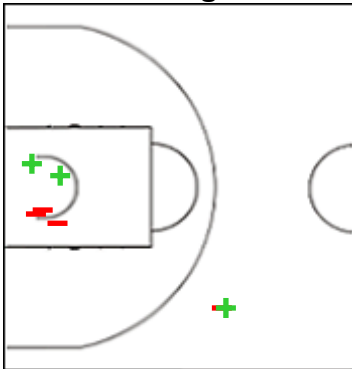
(22-27, 23-18, 14-24, 16-18)

Scoring by 5 min intervals:

	Q1		Q2		Q3		Q4	
OBR	10	22	30	45	50	59	68	75
UDC	12	27	35	45	58	69	79	87

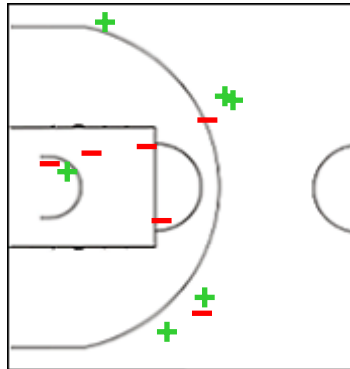
UDC - Universidad de Concepción

1 BOCAZ Eugenio



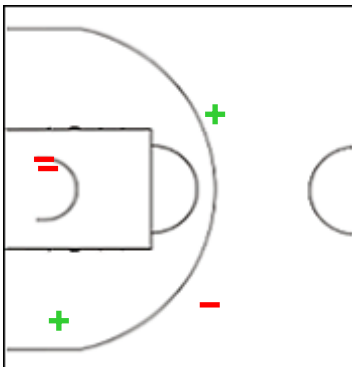
	M / A	%
Fied Goals	3 / 7	43
2 Points	2 / 5	40
3 Points	1 / 2	50
Free Throws	5 / 8	63

8 CARRASCO Sebastian



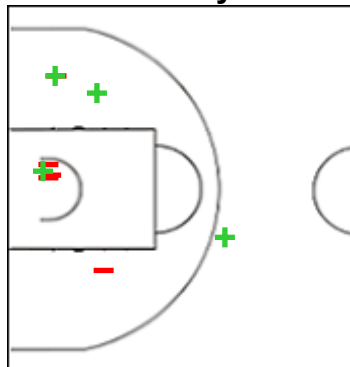
	M / A	%
Fied Goals	6 / 12	50
2 Points	1 / 5	20
3 Points	5 / 7	71
Free Throws	3 / 3	100

23 RUBIO Kevin



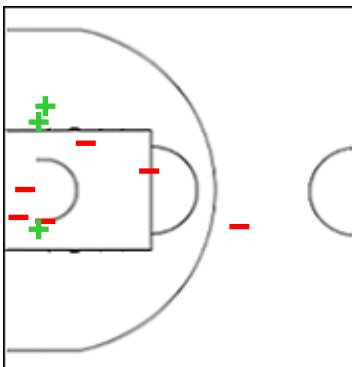
	M / A	%
Fied Goals	2 / 5	40
2 Points	1 / 3	33
3 Points	1 / 2	50
Free Throws	3 / 5	60

24 TERRY Reyshawn



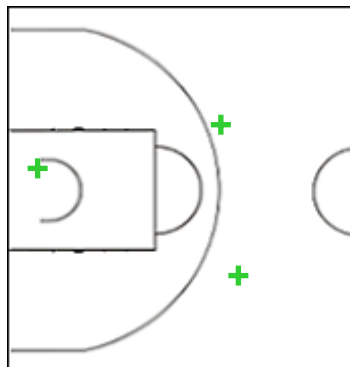
	M / A	%
Fied Goals	4 / 9	44
2 Points	3 / 8	38
3 Points	1 / 1	100
Free Throws	2 / 2	100

25 MILANO Carlos



	M / A	%
Fied Goals	3 / 9	33
2 Points	3 / 8	38
3 Points	0 / 1	0
Free Throws	1 / 2	50

33 SAEZ Lino



	M / A	%
Fied Goals	3 / 3	100
2 Points	1 / 1	100
3 Points	2 / 2	100
Free Throws	0 / 0	0

Shot Chart

OBR 75 vs 87 UDC

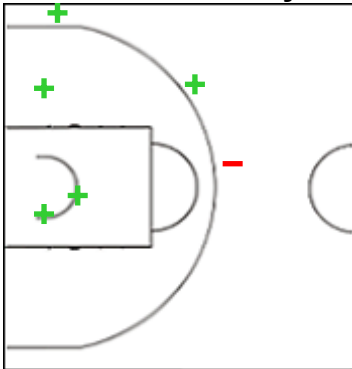
(22-27, 23-18, 14-24, 16-18)

Scoring by 5 min intervals:

	Q1		Q2		Q3		Q4	
OBR	10	22	30	45	50	59	68	75
UDC	12	27	35	45	58	69	79	87

UDC - Universidad de Concepción

60 EVANS JR Jerry



	M / A	%
Fied Goals	5 / 6	83
2 Points	3 / 3	100
3 Points	2 / 3	67
Free Throws	3 / 5	60

Shot Chart

OBR 75 vs 87 UDC

(22-27, 23-18, 14-24, 16-18)

Scoring by 5 min intervals:

	Q1		Q2		Q3		Q4	
OBR	10	22	30	45	50	59	68	75
UDC	12	27	35	45	58	69	79	87

OBR - Obras Sanitarias

UDC - Universidad de Concepción



	M / A	%
Fied Goals	27 / 62	44
2 Points	16 / 33	48
3 Points	11 / 29	38
Free Throws	10 / 16	63

%	M / A	
50	28 / 56	Fied Goals
42	14 / 33	2 Points
61	14 / 23	3 Points
68	17 / 25	Free Throws