

Shot Chart

QSA 83 vs 72 MIN

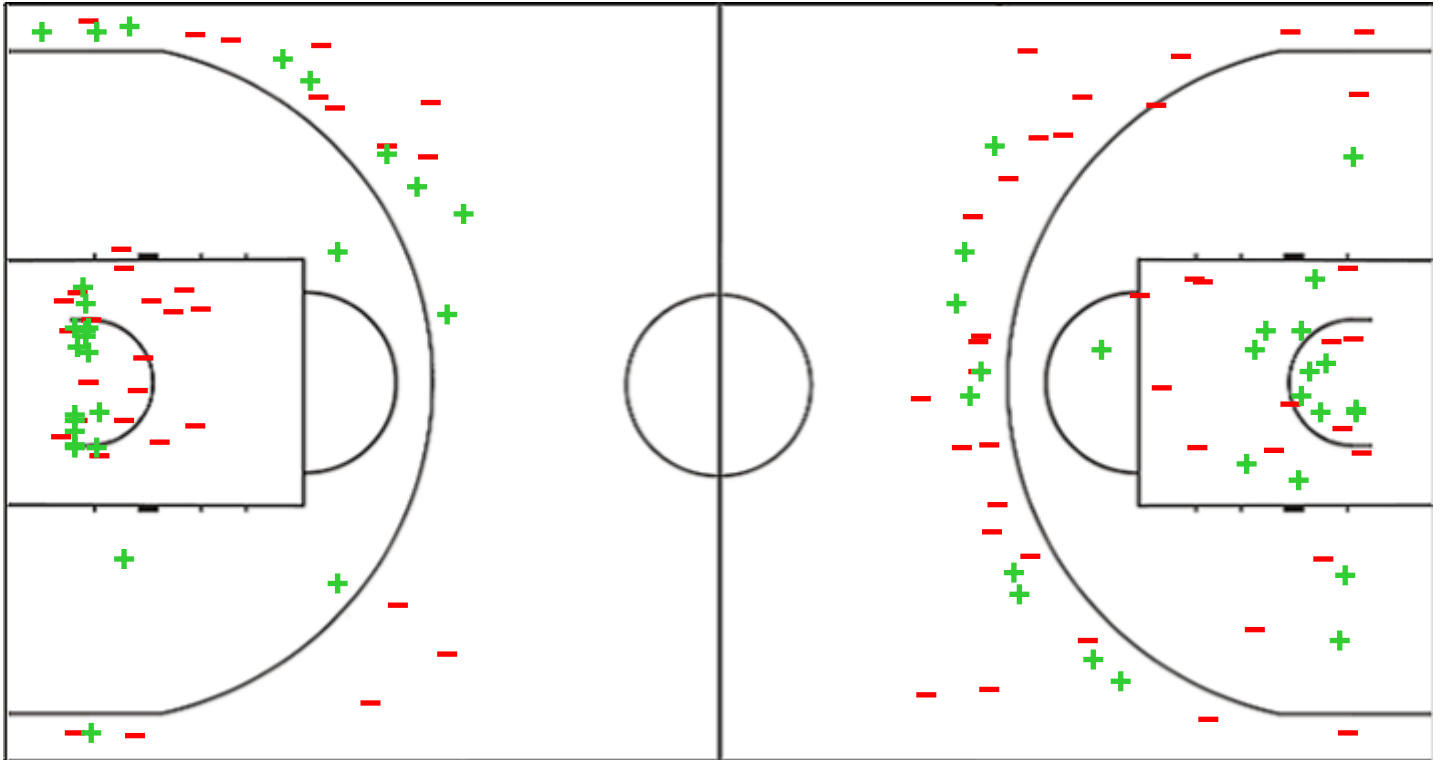
(27-17, 14-22, 23-17, 19-16)

Scoring by 5 min intervals:

	Q1		Q2		Q3		Q4	
QSA	13	27	37	41	49	64	71	83
MIN	10	17	29	39	49	56	65	72

QSA - Quimsa

MIN - Minas



QSA	M / A	%
Fied Goals	28 / 62	45
2 Points	18 / 38	47
3 Points	10 / 24	42
Free Throws	17 / 21	81

%	M / A	MIN
39	25 / 64	Fied Goals
50	16 / 32	2 Points
28	9 / 32	3 Points
93	13 / 14	Free Throws

Shot Chart

QSA 83 vs 72 MIN

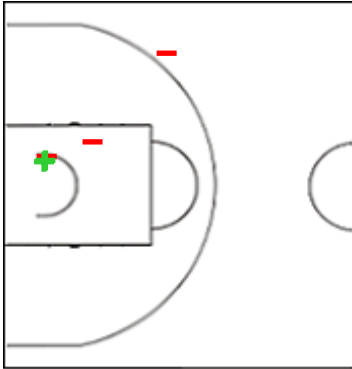
(27-17, 14-22, 23-17, 19-16)

Scoring by 5 min intervals:

	Q1		Q2		Q3		Q4	
QSA	13	27	37	41	49	64	71	83
MIN	10	17	29	39	49	56	65	72

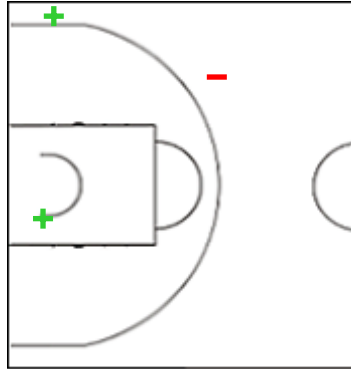
QSA - Quimsa

5 BRUSSINO Juan



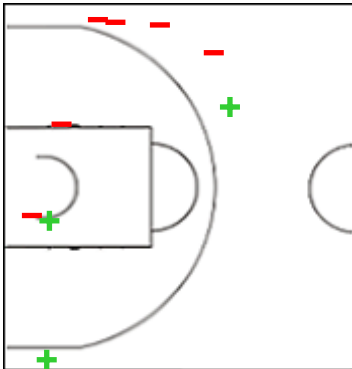
	M / A	%
Fied Goals	2 / 5	40
2 Points	2 / 4	50
3 Points	0 / 1	0
Free Throws	0 / 0	0

6 ACEVEDO Sebastian



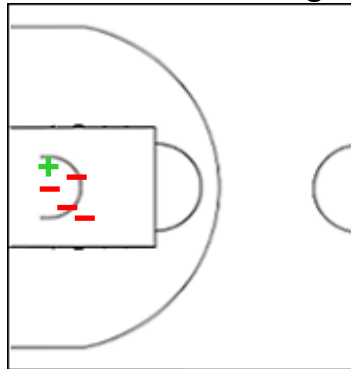
	M / A	%
Fied Goals	2 / 3	67
2 Points	1 / 1	100
3 Points	1 / 2	50
Free Throws	2 / 2	100

9 BARALLE Franco



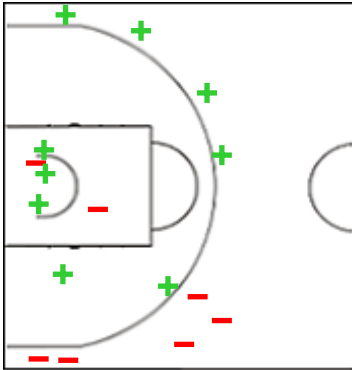
	M / A	%
Fied Goals	3 / 9	33
2 Points	1 / 3	33
3 Points	2 / 6	33
Free Throws	0 / 0	0

13 SANCHEZ Rodrigo



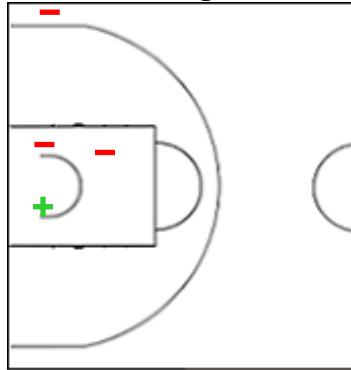
	M / A	%
Fied Goals	1 / 5	20
2 Points	1 / 5	20
3 Points	0 / 0	0
Free Throws	1 / 1	100

15 ROBINSON Brandon



	M / A	%
Fied Goals	9 / 16	56
2 Points	5 / 7	71
3 Points	4 / 9	44
Free Throws	7 / 9	78

18 PEREZ Agustin



	M / A	%
Fied Goals	1 / 4	25
2 Points	1 / 3	33
3 Points	0 / 1	0
Free Throws	0 / 0	0

Shot Chart

QSA 83 vs 72 MIN

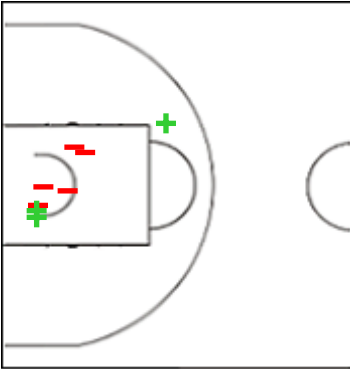
(27-17, 14-22, 23-17, 19-16)

Scoring by 5 min intervals:

	Q1		Q2		Q3		Q4	
QSA	13	27	37	41	49	64	71	83
MIN	10	17	29	39	49	56	65	72

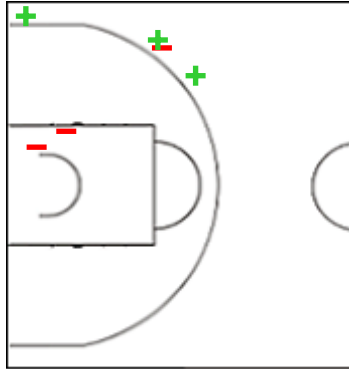
QSA - Quimsa

21 ANDERSON Eric



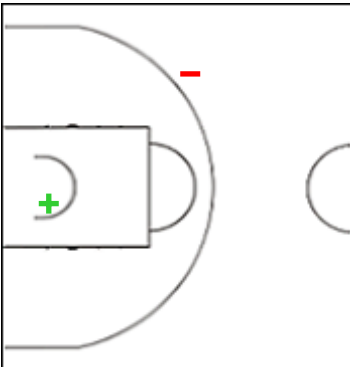
	M / A	%
Fied Goals	3 / 8	38
2 Points	3 / 8	38
3 Points	0 / 0	0
Free Throws	1 / 2	50

30 COSOLITO Mauro



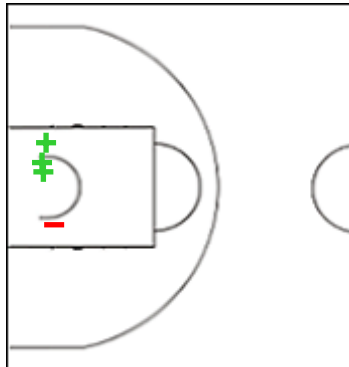
	M / A	%
Fied Goals	3 / 6	50
2 Points	0 / 2	0
3 Points	3 / 4	75
Free Throws	0 / 0	0

33 RAMÍREZ Fabián



	M / A	%
Fied Goals	1 / 2	50
2 Points	1 / 1	100
3 Points	0 / 1	0
Free Throws	0 / 1	0

91 HERNANDEZ Kevin



	M / A	%
Fied Goals	3 / 4	75
2 Points	3 / 4	75
3 Points	0 / 0	0
Free Throws	6 / 6	100

Shot Chart

QSA 83 vs 72 MIN

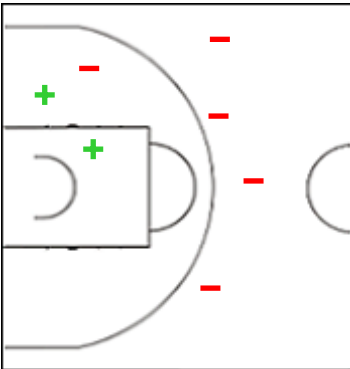
(27-17, 14-22, 23-17, 19-16)

Scoring by 5 min intervals:

	Q1		Q2		Q3		Q4	
QSA	13	27	37	41	49	64	71	83
MIN	10	17	29	39	49	56	65	72

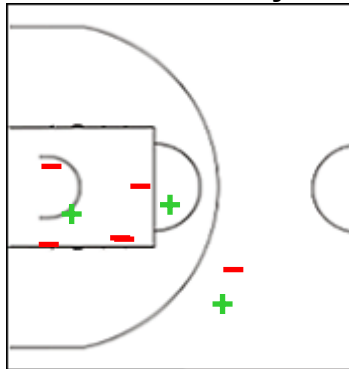
MIN - Minas

3 FAGGIANO Lucas



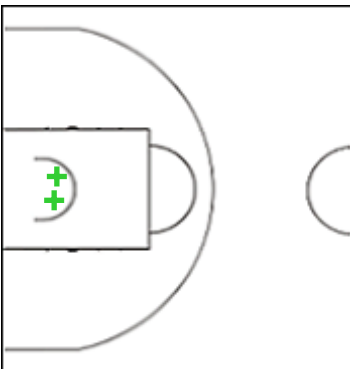
	M / A	%
Fied Goals	2 / 7	29
2 Points	2 / 3	67
3 Points	0 / 4	0
Free Throws	0 / 0	0

4 BORGES Alexey



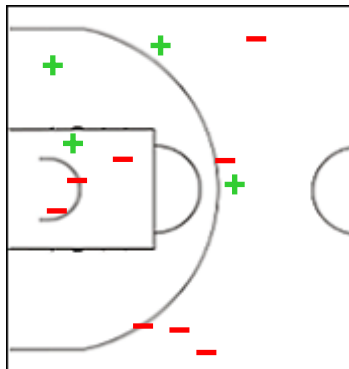
	M / A	%
Fied Goals	3 / 9	33
2 Points	2 / 7	29
3 Points	1 / 2	50
Free Throws	0 / 0	0

5 EWING Eden



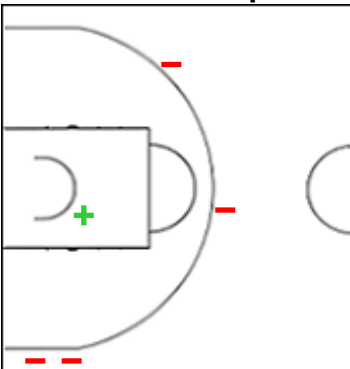
	M / A	%
Fied Goals	2 / 2	100
2 Points	2 / 2	100
3 Points	0 / 0	0
Free Throws	2 / 2	100

6 HAMILTON Isaac



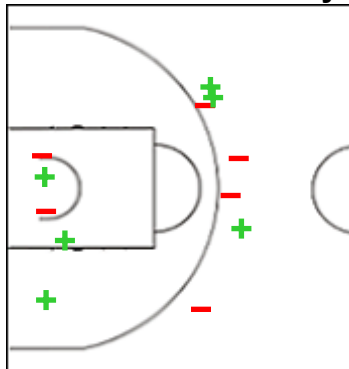
	M / A	%
Fied Goals	4 / 12	33
2 Points	2 / 6	33
3 Points	2 / 6	33
Free Throws	0 / 0	0

10 VEZARO Felipe



	M / A	%
Fied Goals	1 / 5	20
2 Points	1 / 1	100
3 Points	0 / 4	0
Free Throws	0 / 0	0

21 FERREIRA Wesley



	M / A	%
Fied Goals	6 / 12	50
2 Points	3 / 5	60
3 Points	3 / 7	43
Free Throws	9 / 10	90

Shot Chart

QSA 83 vs 72 MIN

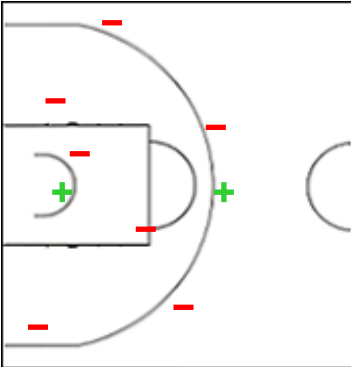
(27-17, 14-22, 23-17, 19-16)

Scoring by 5 min intervals:

	Q1		Q2		Q3		Q4	
QSA	13	27	37	41	49	64	71	83
MIN	10	17	29	39	49	56	65	72

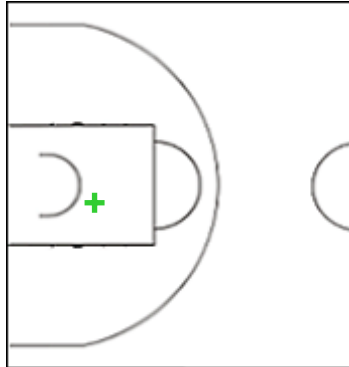
MIN - Minas

22 JOHNSON Shaquille



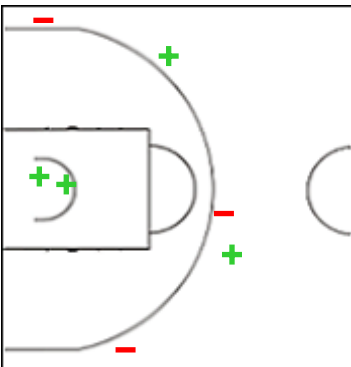
	M / A	%
Fied Goals	2 / 9	22
2 Points	1 / 5	20
3 Points	1 / 4	25
Free Throws	2 / 2	100

24 PARANHOS Alexandre



	M / A	%
Fied Goals	1 / 1	100
2 Points	1 / 1	100
3 Points	0 / 0	0
Free Throws	0 / 0	0

44 LENZ Renan



	M / A	%
Fied Goals	4 / 7	57
2 Points	2 / 2	100
3 Points	2 / 5	40
Free Throws	0 / 0	0

Shot Chart

QSA 83 vs 72 MIN

(27-17, 14-22, 23-17, 19-16)

Scoring by 5 min intervals:

	Q1		Q2		Q3		Q4	
QSA	13	27	37	41	49	64	71	83
MIN	10	17	29	39	49	56	65	72

QSA - Quimsa

MIN - Minas



	M / A	%
Fied Goals	28 / 62	45
2 Points	18 / 38	47
3 Points	10 / 24	42
Free Throws	17 / 21	81

%	M / A	
39	25 / 64	Fied Goals
50	16 / 32	2 Points
28	9 / 32	3 Points
93	13 / 14	Free Throws