

Shot Chart

EST 89 vs 94 QSA

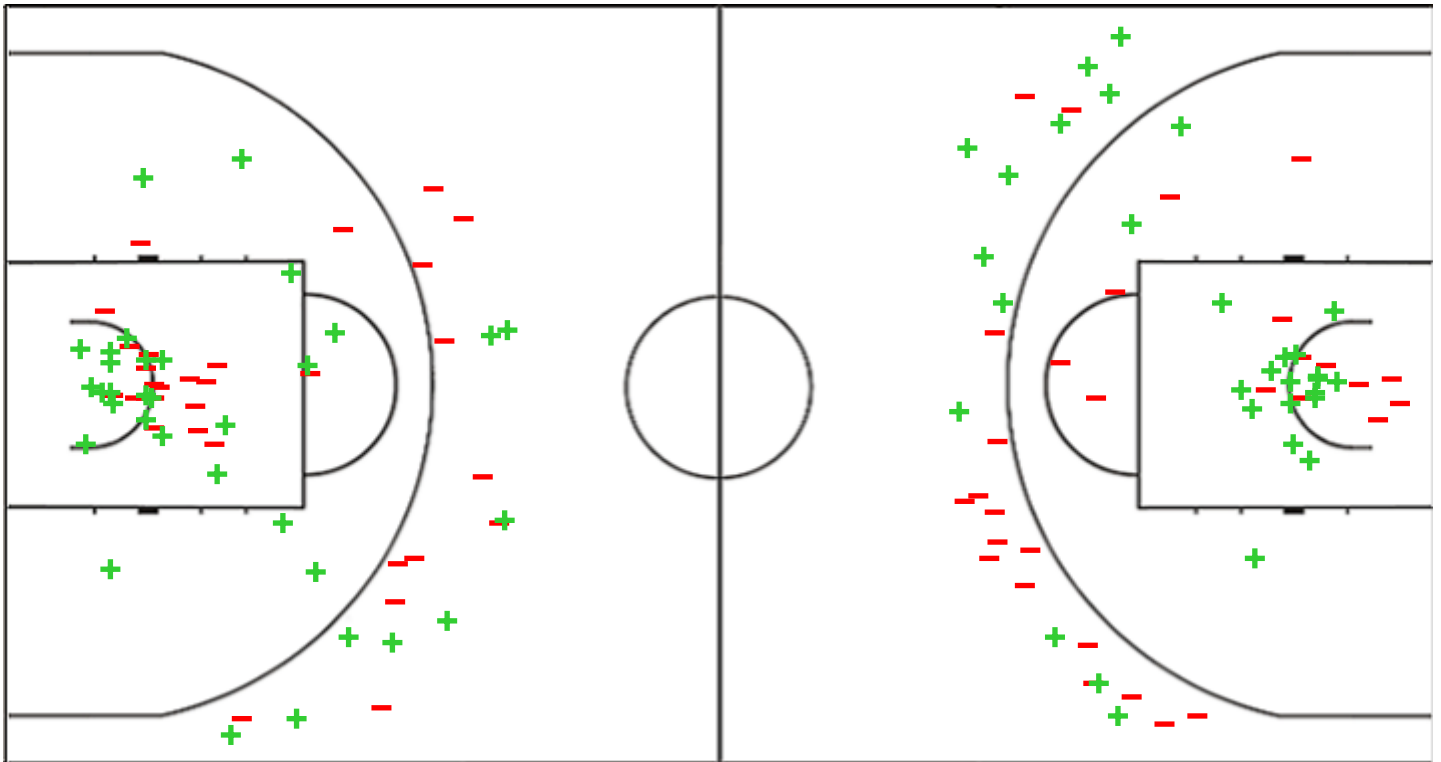
(20-28, 13-28, 22-14, 34-24)

Scoring by 5 min intervals:

	Q1		Q2		Q3		Q4	
Real Estel	7	20	25	33	45	55	75	86
QSA	14	28	42	56	65	70	82	94

EST - Real Estelí

QSA - Quimsa



EST	M / A	%
Fied Goals	34 / 65	52
2 Points	25 / 45	56
3 Points	9 / 20	45
Free Throws	12 / 17	71

%	M / A	QSA
51	31 / 61	Fied Goals
58	19 / 33	2 Points
43	12 / 28	3 Points
74	20 / 27	Free Throws

Shot Chart

EST 89 vs 94 QSA

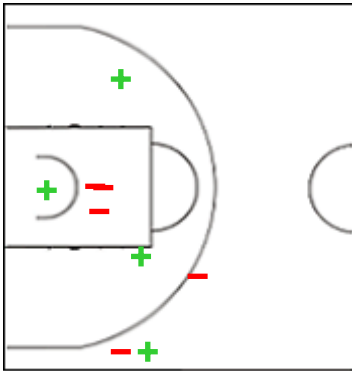
(20-28, 13-28, 22-14, 34-24)

Scoring by 5 min intervals:

	Q1		Q2		Q3		Q4	
Real Estel	7	20	25	33	45	55	75	86
QSA	14	28	42	56	65	70	82	94

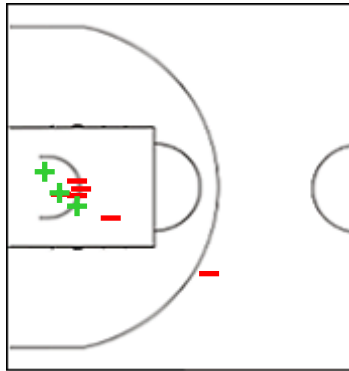
EST - Real Estelí

0 DE JESUS Jezreel



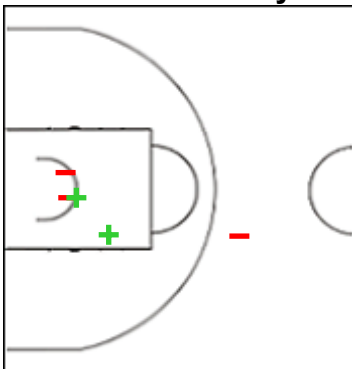
	M / A	%
Fied Goals	5 / 10	50
2 Points	3 / 6	50
3 Points	2 / 4	50
Free Throws	2 / 2	100

1 ROBINSON Thomas



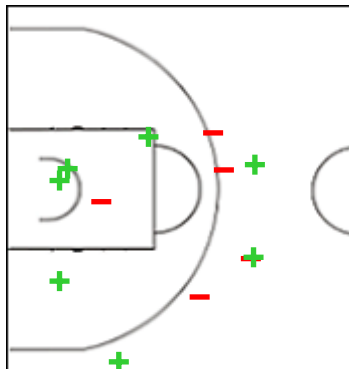
	M / A	%
Fied Goals	3 / 9	33
2 Points	3 / 8	38
3 Points	0 / 1	0
Free Throws	1 / 3	33

2 BISHOP JR Tony



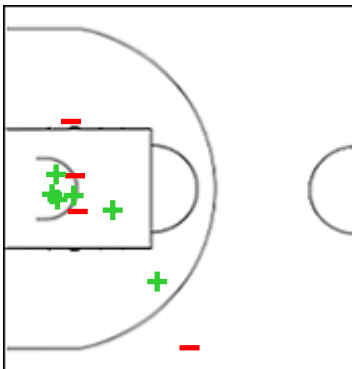
	M / A	%
Fied Goals	2 / 5	40
2 Points	2 / 4	50
3 Points	0 / 1	0
Free Throws	0 / 0	0

7 HOLLOWAY Terrell



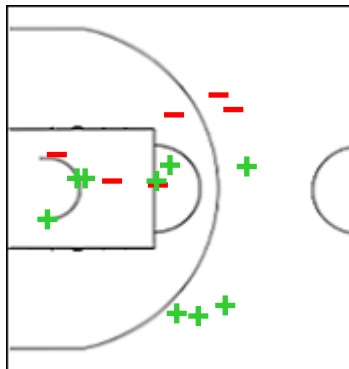
	M / A	%
Fied Goals	7 / 12	58
2 Points	4 / 5	80
3 Points	3 / 7	43
Free Throws	6 / 6	100

22 ANDUJAR Emmanuel



	M / A	%
Fied Goals	6 / 10	60
2 Points	6 / 9	67
3 Points	0 / 1	0
Free Throws	2 / 4	50

24 RUIZ Jared



	M / A	%
Fied Goals	9 / 15	60
2 Points	5 / 9	56
3 Points	4 / 6	67
Free Throws	1 / 2	50

Shot Chart

EST 89 vs 94 QSA

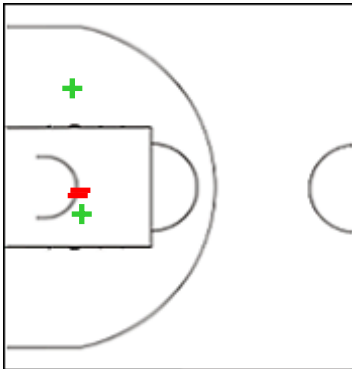
(20-28, 13-28, 22-14, 34-24)

Scoring by 5 min intervals:

	Q1		Q2		Q3		Q4	
Real Estel	7	20	25	33	45	55	75	86
QSA	14	28	42	56	65	70	82	94

EST - Real Estelí

33 JEFFERSON Davon



	M / A	%
Fied Goals	2 / 4	50
2 Points	2 / 4	50
3 Points	0 / 0	0
Free Throws	0 / 0	0

Shot Chart

EST 89 vs 94 QSA

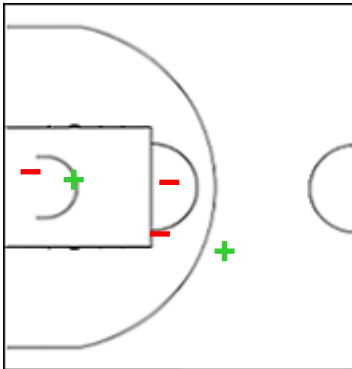
(20-28, 13-28, 22-14, 34-24)

Scoring by 5 min intervals:

	Q1		Q2		Q3		Q4	
Real Estel	7	20	25	33	45	55	75	86
QSA	14	28	42	56	65	70	82	94

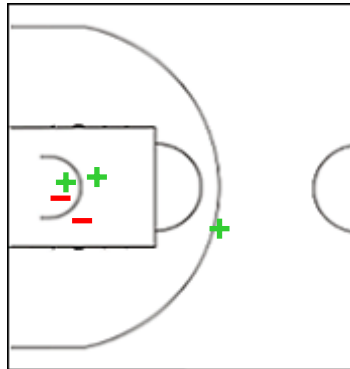
QSA - Quimsa

5 BRUSSINO Juan



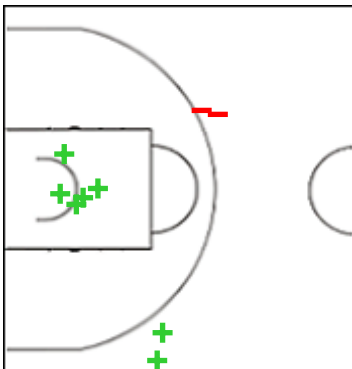
	M / A	%
Fied Goals	2 / 5	40
2 Points	1 / 4	25
3 Points	1 / 1	100
Free Throws	0 / 0	0

6 ACEVEDO Sebastian



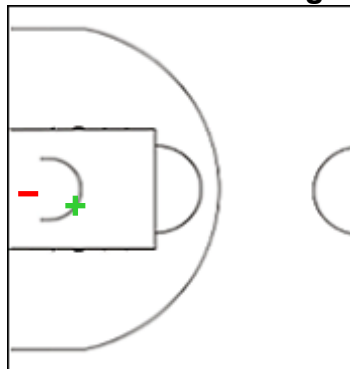
	M / A	%
Fied Goals	3 / 5	60
2 Points	2 / 4	50
3 Points	1 / 1	100
Free Throws	1 / 1	100

9 BARALLE Franco



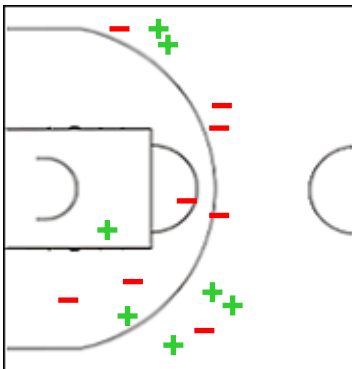
	M / A	%
Fied Goals	7 / 9	78
2 Points	5 / 5	100
3 Points	2 / 4	50
Free Throws	7 / 11	64

13 SANCHEZ Rodrigo



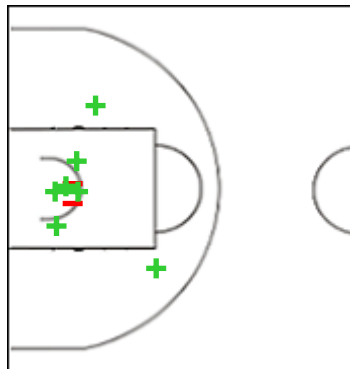
	M / A	%
Fied Goals	1 / 2	50
2 Points	1 / 2	50
3 Points	0 / 0	0
Free Throws	1 / 1	100

15 ROBINSON Brandon



	M / A	%
Fied Goals	7 / 15	47
2 Points	2 / 5	40
3 Points	5 / 10	50
Free Throws	9 / 10	90

21 ANDERSON Eric



	M / A	%
Fied Goals	7 / 9	78
2 Points	7 / 9	78
3 Points	0 / 0	0
Free Throws	2 / 4	50

Shot Chart

EST 89 vs 94 QSA

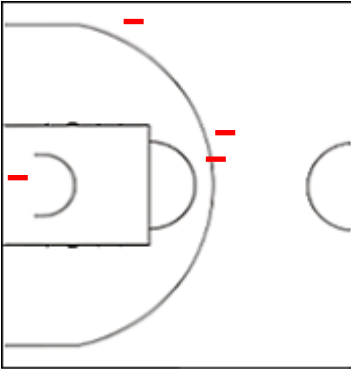
(20-28, 13-28, 22-14, 34-24)

Scoring by 5 min intervals:

	Q1		Q2		Q3		Q4	
Real Estel	7	20	25	33	45	55	75	86
QSA	14	28	42	56	65	70	82	94

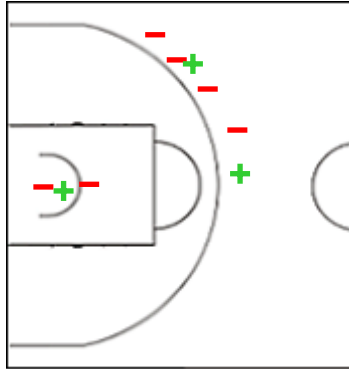
QSA - Quimsa

30 COSOLITO Mauro



	M / A	%
Fied Goals	0 / 4	0
2 Points	0 / 1	0
3 Points	0 / 3	0
Free Throws	0 / 0	0

33 RAMÍREZ Fabián



	M / A	%
Fied Goals	3 / 9	33
2 Points	1 / 3	33
3 Points	2 / 6	33
Free Throws	0 / 0	0

Shot Chart

EST 89 vs 94 QSA

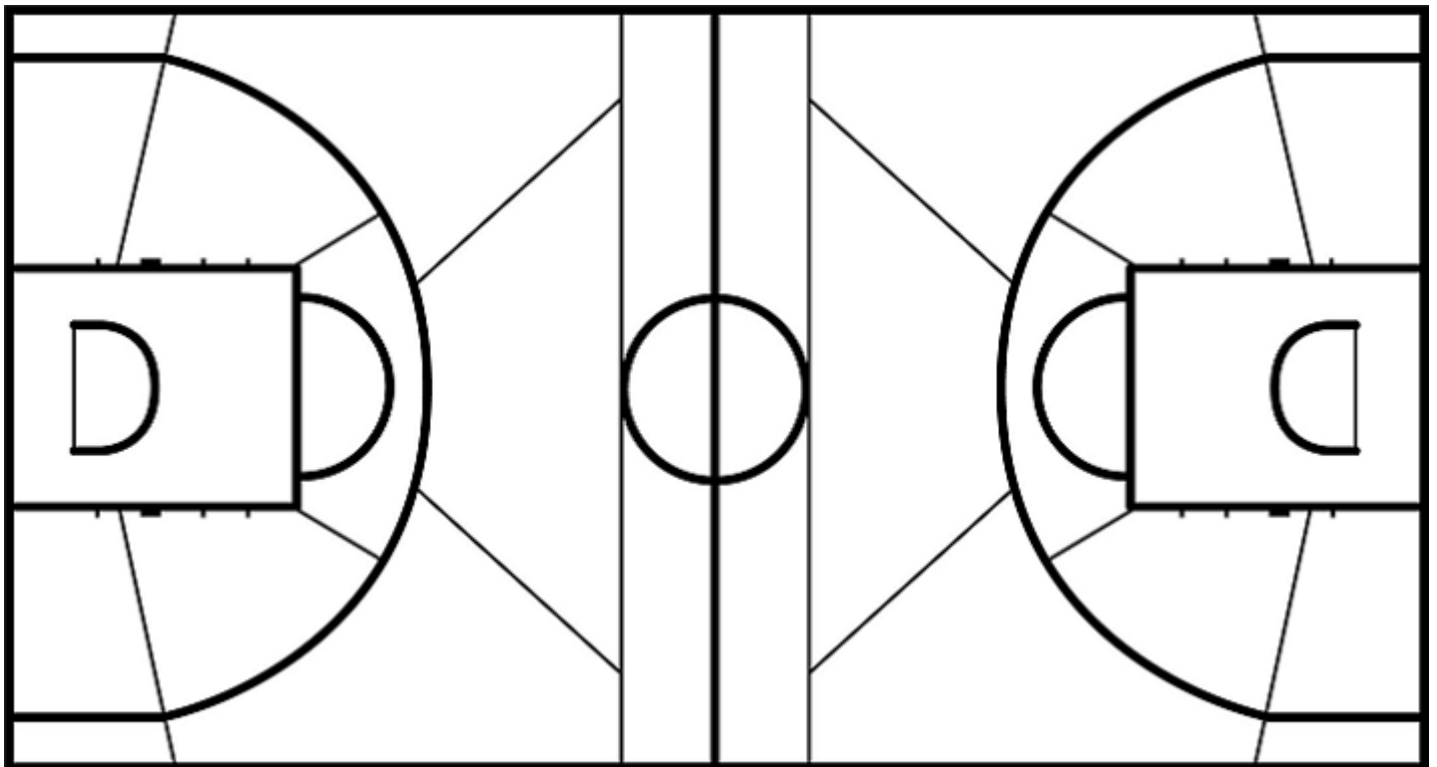
(20-28, 13-28, 22-14, 34-24)

Scoring by 5 min intervals:

	Q1		Q2		Q3		Q4	
Real Estel	7	20	25	33	45	55	75	86
QSA	14	28	42	56	65	70	82	94

EST - Real Estelí

QSA - Quimsa



	M / A	%
Fied Goals	34 / 65	52
2 Points	25 / 45	56
3 Points	9 / 20	45
Free Throws	12 / 17	71

%	M / A	
51	31 / 61	Fied Goals
58	19 / 33	2 Points
43	12 / 28	3 Points
74	20 / 27	Free Throws