

Shot Chart

QSA 103 vs 67 EST

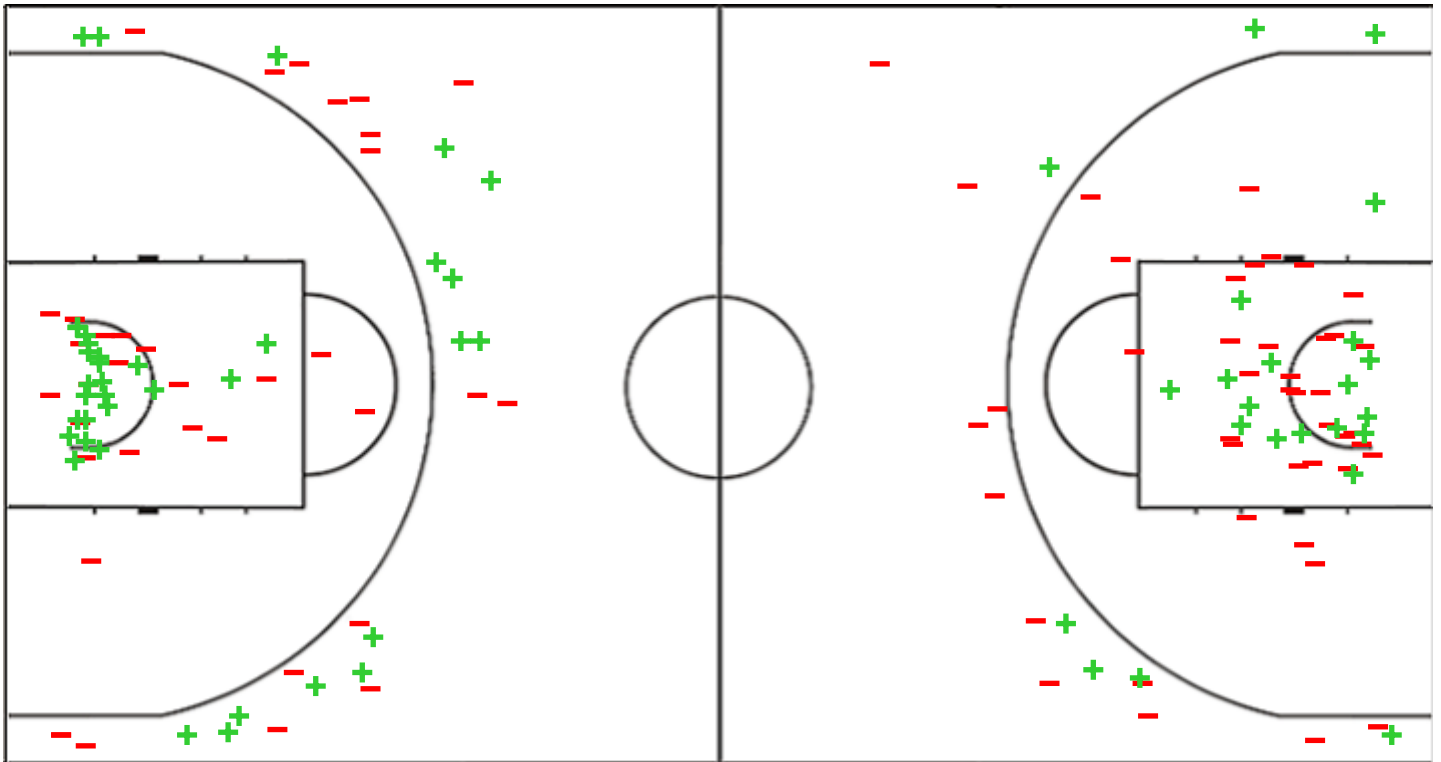
(31-13, 26-14, 29-22, 17-18)

Scoring by 5 min intervals:

	Q1		Q2		Q3		Q4	
QSA	13	31	47	57	68	86	98	103
Real Estel	8	13	15	27	41	49	60	67

QSA - Quimsa

EST - Real Estelí



QSA	M / A	%
Fied Goals	37 / 73	51
2 Points	22 / 41	54
3 Points	15 / 32	47
Free Throws	14 / 18	78

%	M / A	EST
35	23 / 66	Fied Goals
33	16 / 48	2 Points
39	7 / 18	3 Points
50	14 / 28	Free Throws

Shot Chart

QSA 103 vs 67 EST

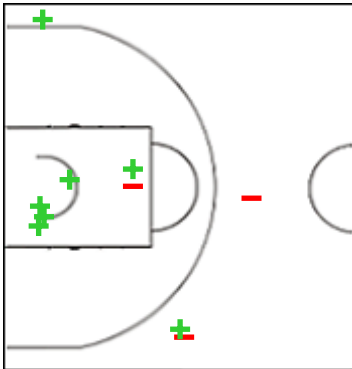
(31-13, 26-14, 29-22, 17-18)

Scoring by 5 min intervals:

	Q1		Q2		Q3		Q4	
QSA	13	31	47	57	68	86	98	103
Real Estel	8	13	15	27	41	49	60	67

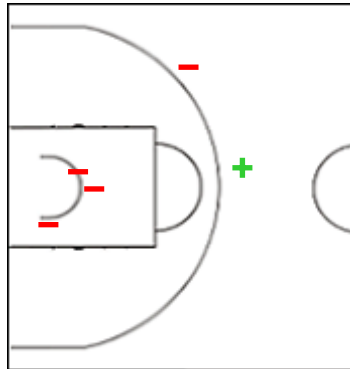
QSA - Quimsa

5 BRUSSINO Juan



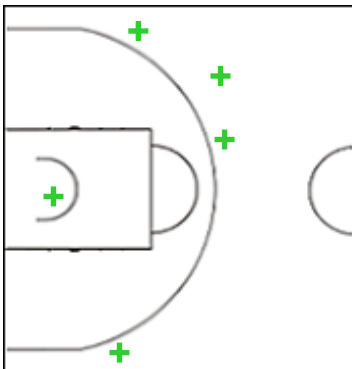
	M / A	%
Fied Goals	7 / 10	70
2 Points	5 / 6	83
3 Points	2 / 4	50
Free Throws	0 / 0	0

6 ACEVEDO Sebastian



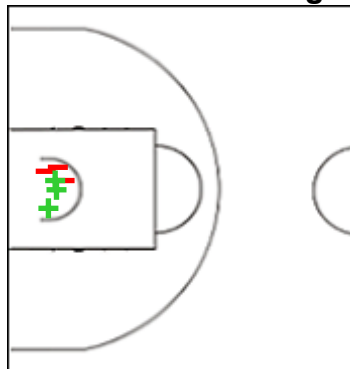
	M / A	%
Fied Goals	1 / 5	20
2 Points	0 / 3	0
3 Points	1 / 2	50
Free Throws	0 / 0	0

9 BARALLE Franco



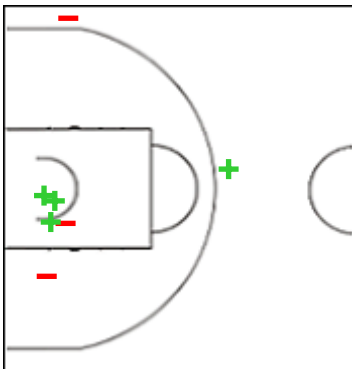
	M / A	%
Fied Goals	5 / 5	100
2 Points	1 / 1	100
3 Points	4 / 4	100
Free Throws	2 / 2	100

13 SANCHEZ Rodrigo



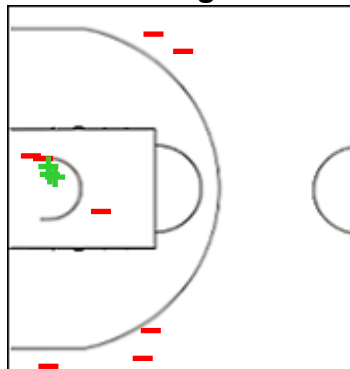
	M / A	%
Fied Goals	3 / 6	50
2 Points	3 / 6	50
3 Points	0 / 0	0
Free Throws	4 / 4	100

15 ROBINSON Brandon



	M / A	%
Fied Goals	4 / 7	57
2 Points	3 / 5	60
3 Points	1 / 2	50
Free Throws	5 / 5	100

18 PEREZ Agustin



	M / A	%
Fied Goals	3 / 11	27
2 Points	3 / 6	50
3 Points	0 / 5	0
Free Throws	2 / 4	50

Shot Chart

QSA 103 vs 67 EST

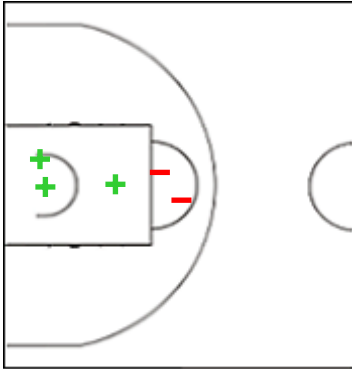
(31-13, 26-14, 29-22, 17-18)

Scoring by 5 min intervals:

	Q1		Q2		Q3		Q4	
QSA	13	31	47	57	68	86	98	103
Real Estel	8	13	15	27	41	49	60	67

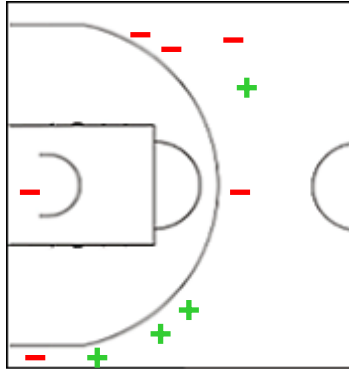
QSA - Quimsa

21 ANDERSON Eric



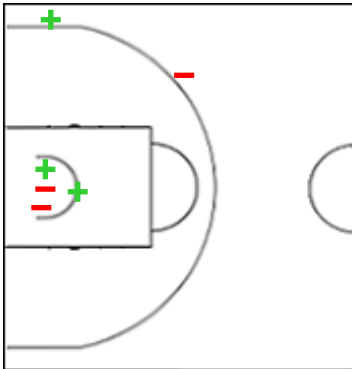
	M / A	%
Fied Goals	3 / 5	60
2 Points	3 / 5	60
3 Points	0 / 0	0
Free Throws	0 / 1	0

30 COSOLITO Mauro



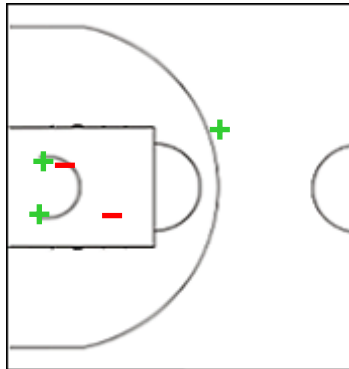
	M / A	%
Fied Goals	4 / 10	40
2 Points	0 / 1	0
3 Points	4 / 9	44
Free Throws	0 / 0	0

33 RAMÍREZ Fabián



	M / A	%
Fied Goals	3 / 6	50
2 Points	2 / 4	50
3 Points	1 / 2	50
Free Throws	1 / 2	50

91 HERNANDEZ Kevin



	M / A	%
Fied Goals	3 / 5	60
2 Points	2 / 4	50
3 Points	1 / 1	100
Free Throws	0 / 0	0

Shot Chart

QSA 103 vs 67 EST

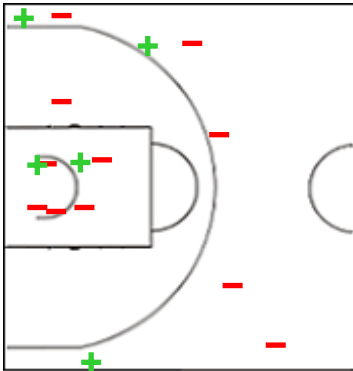
(31-13, 26-14, 29-22, 17-18)

Scoring by 5 min intervals:

	Q1		Q2		Q3		Q4	
QSA	13	31	47	57	68	86	98	103
Real Estel	8	13	15	27	41	49	60	67

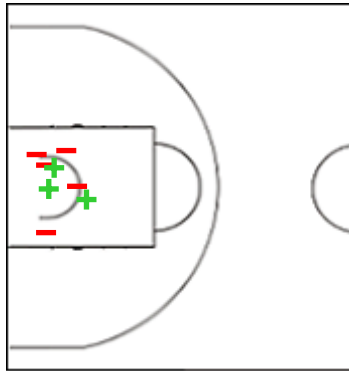
EST - Real Estelí

0 DE JESUS Jezreel



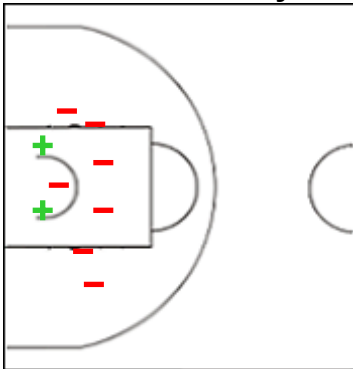
	M / A	%
Fied Goals	5 / 16	31
2 Points	2 / 8	25
3 Points	3 / 8	38
Free Throws	4 / 5	80

1 ROBINSON Thomas



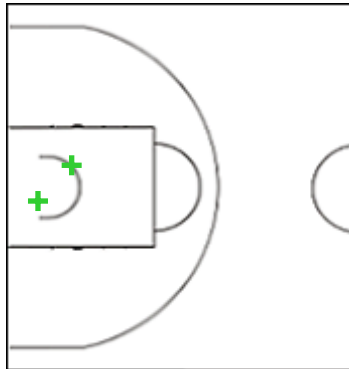
	M / A	%
Fied Goals	3 / 8	38
2 Points	3 / 8	38
3 Points	0 / 0	0
Free Throws	4 / 7	57

2 BISHOP JR Tony



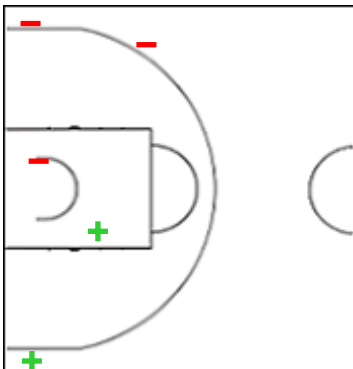
	M / A	%
Fied Goals	2 / 9	22
2 Points	2 / 9	22
3 Points	0 / 0	0
Free Throws	0 / 0	0

3 MARTINEZ Josmel



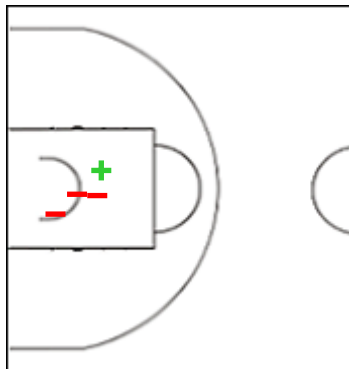
	M / A	%
Fied Goals	2 / 2	100
2 Points	2 / 2	100
3 Points	0 / 0	0
Free Throws	0 / 0	0

7 HOLLOWAY Terrell



	M / A	%
Fied Goals	2 / 5	40
2 Points	1 / 2	50
3 Points	1 / 3	33
Free Throws	1 / 4	25

22 ANDUJAR Emmanuel



	M / A	%
Fied Goals	1 / 4	25
2 Points	1 / 4	25
3 Points	0 / 0	0
Free Throws	1 / 2	50

Shot Chart

QSA 103 vs 67 EST

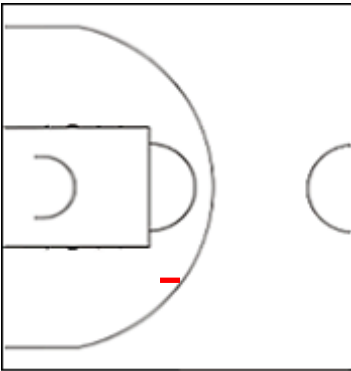
(31-13, 26-14, 29-22, 17-18)

Scoring by 5 min intervals:

	Q1		Q2		Q3		Q4	
QSA	13	31	47	57	68	86	98	103
Real Estel	8	13	15	27	41	49	60	67

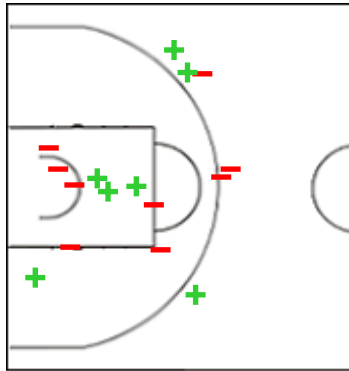
EST - Real Estelí

23 LOPEZ Bartel



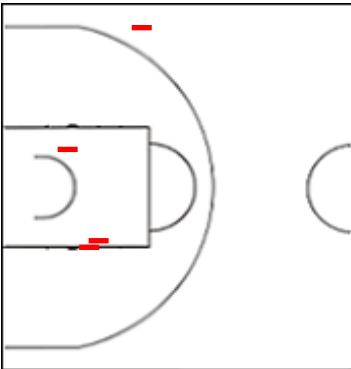
	M / A	%
Fied Goals	0 / 1	0
2 Points	0 / 1	0
3 Points	0 / 0	0
Free Throws	0 / 0	0

24 RUIZ Jared



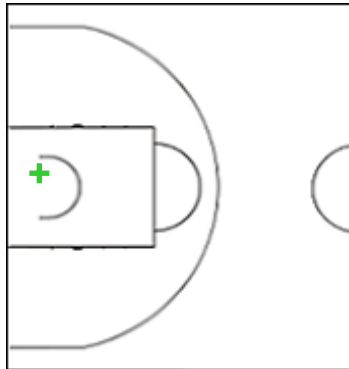
	M / A	%
Fied Goals	7 / 16	44
2 Points	4 / 10	40
3 Points	3 / 6	50
Free Throws	1 / 2	50

29 GARTH Francisco



	M / A	%
Fied Goals	0 / 4	0
2 Points	0 / 3	0
3 Points	0 / 1	0
Free Throws	1 / 4	25

33 JEFFERSON Davon



	M / A	%
Fied Goals	1 / 1	100
2 Points	1 / 1	100
3 Points	0 / 0	0
Free Throws	2 / 4	50

Shot Chart

QSA 103 vs 67 EST

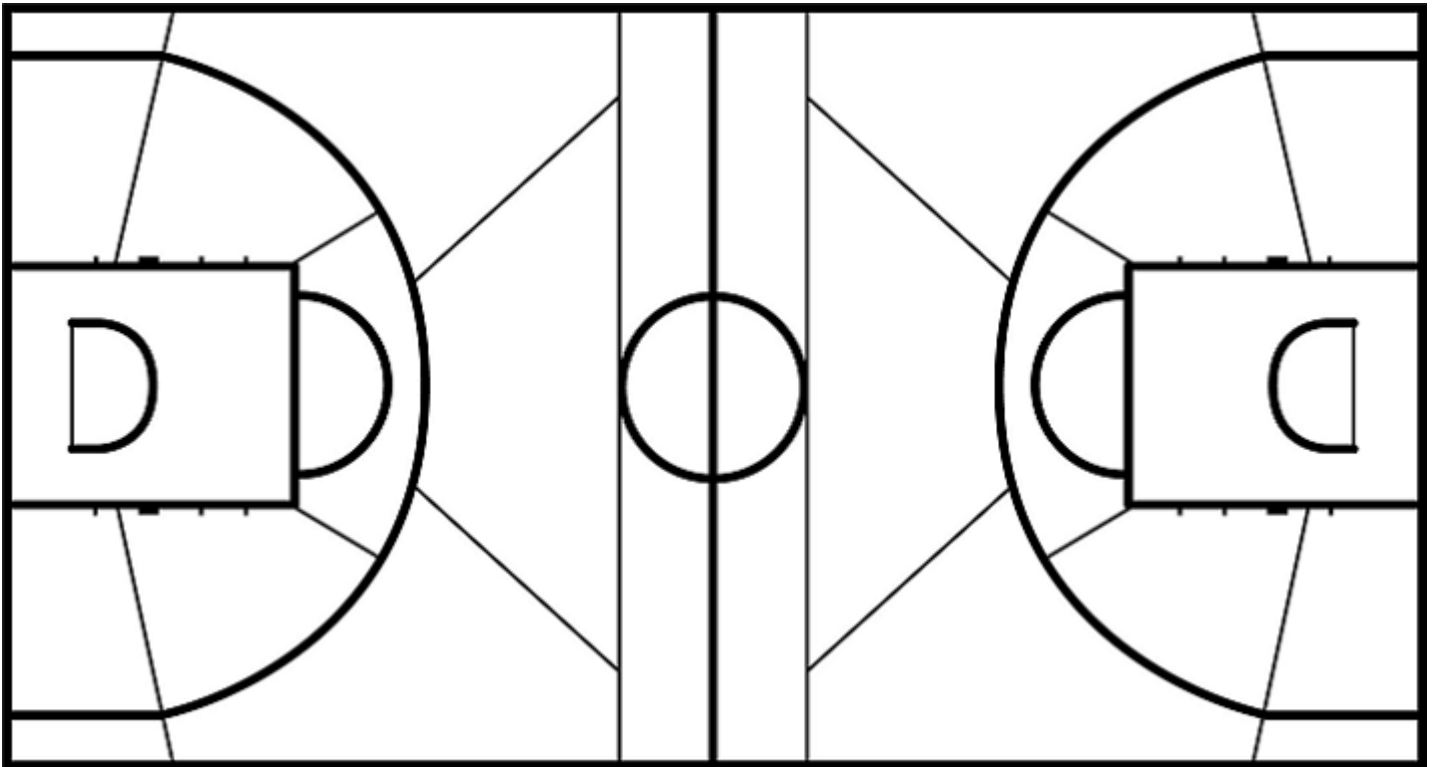
(31-13, 26-14, 29-22, 17-18)

Scoring by 5 min intervals:

	Q1		Q2		Q3		Q4	
QSA	13	31	47	57	68	86	98	103
Real Estel	8	13	15	27	41	49	60	67

QSA - Quimsa

EST - Real Estelí



	M / A	%
Fied Goals	37 / 73	51
2 Points	22 / 41	54
3 Points	15 / 32	47
Free Throws	14 / 18	78

%	M / A	
35	23 / 66	Fied Goals
33	16 / 48	2 Points
39	7 / 18	3 Points
50	14 / 28	Free Throws