

Shot Chart

FCA 91 vs 73 QSA

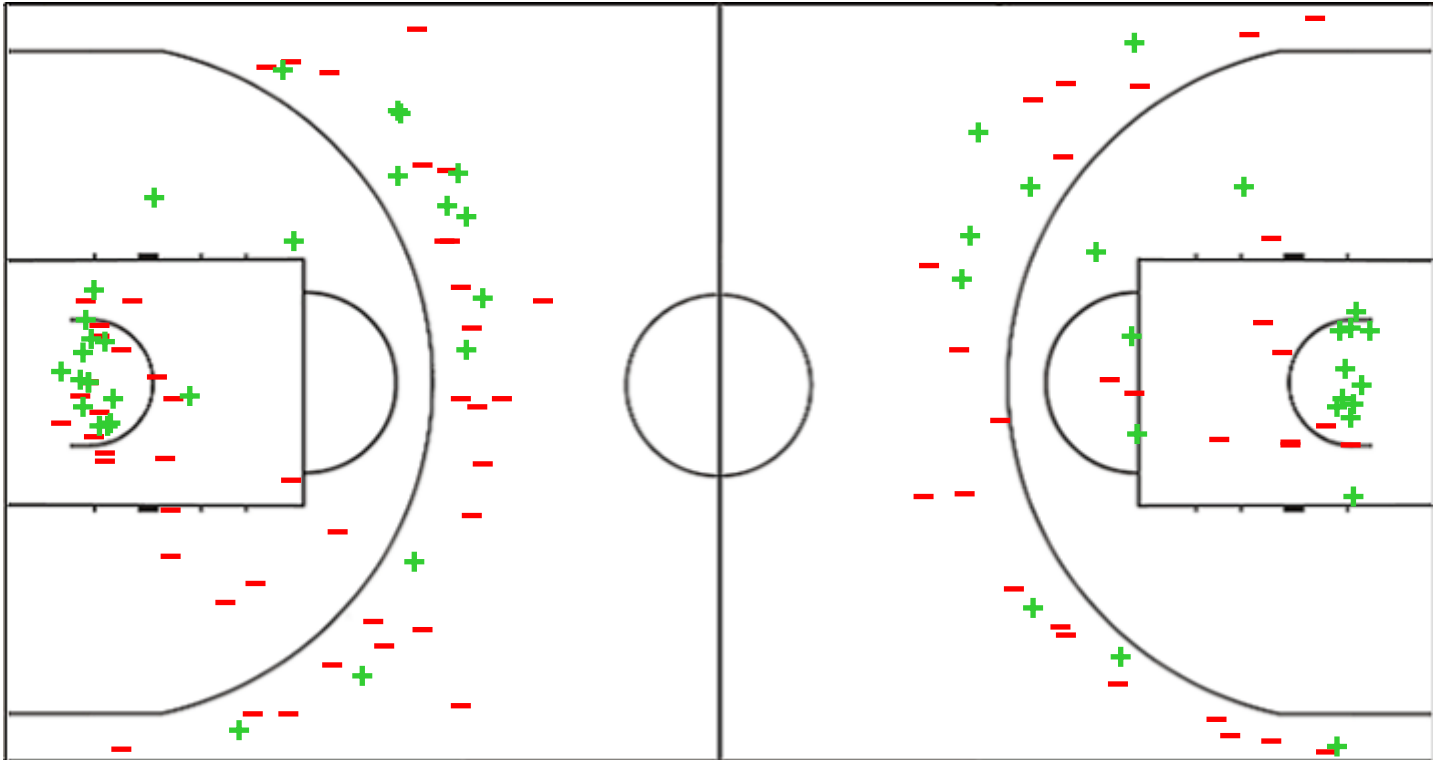
(20-20, 17-10, 25-27, 29-16)

Scoring by 5 min intervals:

	Q1		Q2		Q3		Q4	
FCA	9	20	30	37	52	62	78	91
QSA	5	20	26	30	44	57	64	73

FCA - Franca Basquetebol Clube

QSA - Asociación Atlética Quimsa



FCA	M / A	%
Fied Goals	30 / 80	38
2 Points	18 / 44	41
3 Points	12 / 36	33
Free Throws	19 / 22	86

%	M / A	QSA
44	23 / 52	Fied Goals
60	15 / 25	2 Points
30	8 / 27	3 Points
90	19 / 21	Free Throws

Shot Chart

FCA 91 vs 73 QSA

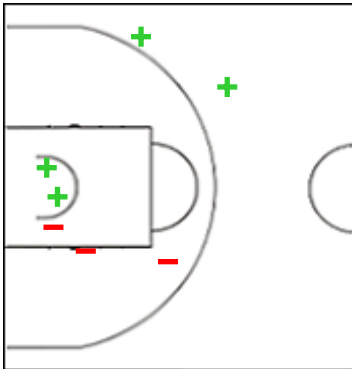
(20-20, 17-10, 25-27, 29-16)

Scoring by 5 min intervals:

	Q1		Q2		Q3		Q4	
FCA	9	20	30	37	52	62	78	91
QSA	5	20	26	30	44	57	64	73

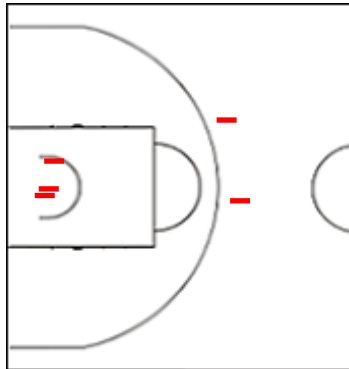
FCA - Franca Basquetebol Clube

0 SMITH Michael



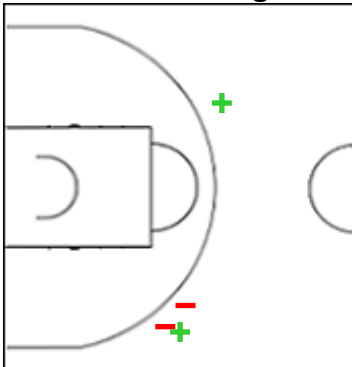
	M / A	%
Fied Goals	4 / 7	57
2 Points	2 / 5	40
3 Points	2 / 2	100
Free Throws	1 / 2	50

3 SANTOS Marcio



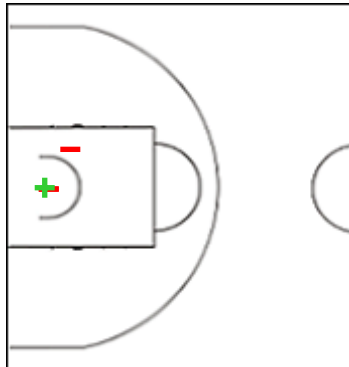
	M / A	%
Fied Goals	0 / 5	0
2 Points	0 / 3	0
3 Points	0 / 2	0
Free Throws	5 / 6	83

6 SCALA Santiago



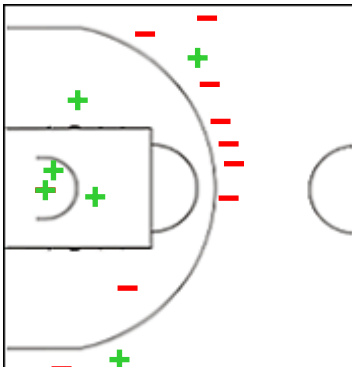
	M / A	%
Fied Goals	2 / 4	50
2 Points	0 / 0	0
3 Points	2 / 4	50
Free Throws	0 / 0	0

7 DOS SANTOS Jhonatan



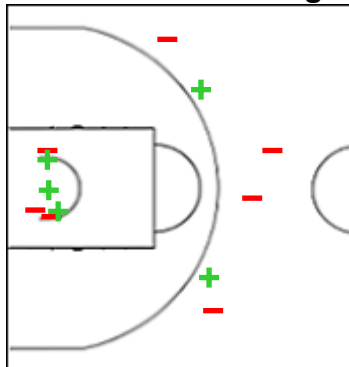
	M / A	%
Fied Goals	1 / 4	25
2 Points	1 / 4	25
3 Points	0 / 0	0
Free Throws	2 / 2	100

9 DIAS Lucas



	M / A	%
Fied Goals	6 / 17	35
2 Points	4 / 7	57
3 Points	2 / 10	20
Free Throws	2 / 3	67

14 DE PAULA Georginho



	M / A	%
Fied Goals	5 / 12	42
2 Points	3 / 6	50
3 Points	2 / 6	33
Free Throws	2 / 2	100

Shot Chart

FCA 91 vs 73 QSA

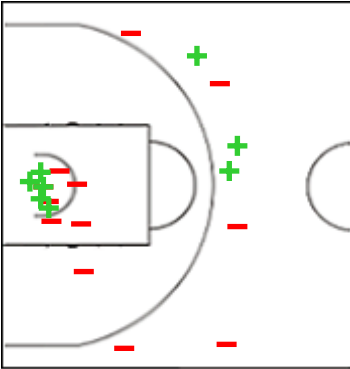
(20-20, 17-10, 25-27, 29-16)

Scoring by 5 min intervals:

	Q1		Q2		Q3		Q4	
FCA	9	20	30	37	52	62	78	91
QSA	5	20	26	30	44	57	64	73

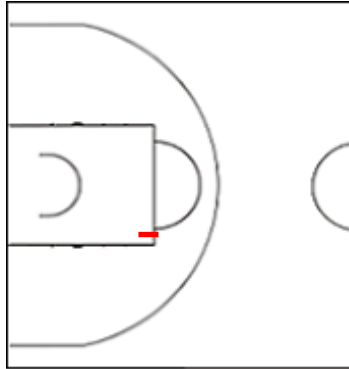
FCA - Franca Basquetebol Clube

28 MARIANO Lucas



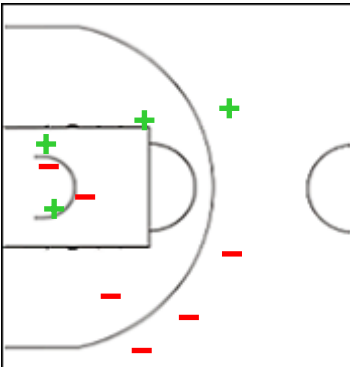
	M / A	%
Fied Goals	8 / 20	40
2 Points	5 / 12	42
3 Points	3 / 8	38
Free Throws	3 / 3	100

29 SANTOS Reynan



	M / A	%
Fied Goals	0 / 1	0
2 Points	0 / 1	0
3 Points	0 / 0	0
Free Throws	0 / 0	0

32 JACKSON David



	M / A	%
Fied Goals	4 / 10	40
2 Points	3 / 6	50
3 Points	1 / 4	25
Free Throws	4 / 4	100

Shot Chart

FCA 91 vs 73 QSA

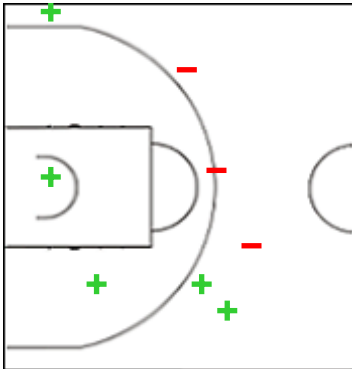
(20-20, 17-10, 25-27, 29-16)

Scoring by 5 min intervals:

	Q1		Q2		Q3		Q4	
FCA	9	20	30	37	52	62	78	91
QSA	5	20	26	30	44	57	64	73

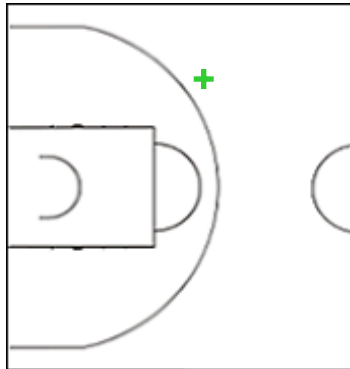
QSA - Asociación Atlética Quimsa

5 BRUSSINO Juan



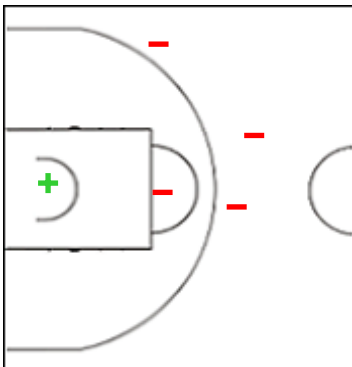
	M / A	%
Fied Goals	5 / 8	63
2 Points	2 / 2	100
3 Points	3 / 6	50
Free Throws	0 / 0	0

6 ACEVEDO Sebastian



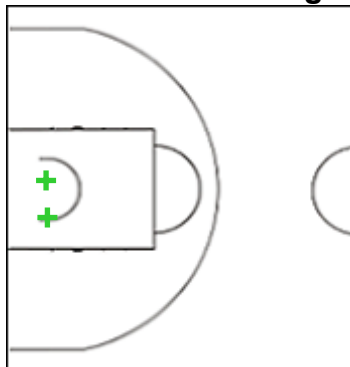
	M / A	%
Fied Goals	1 / 1	100
2 Points	0 / 0	0
3 Points	1 / 1	100
Free Throws	0 / 0	0

9 BARALLE Franco



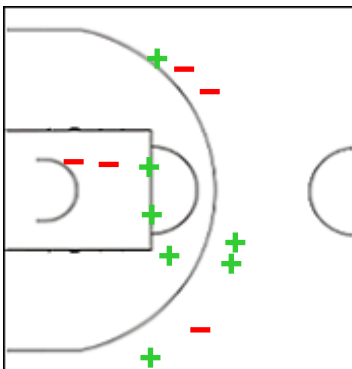
	M / A	%
Fied Goals	1 / 5	20
2 Points	1 / 2	50
3 Points	0 / 3	0
Free Throws	3 / 3	100

13 SANCHEZ Rodrigo



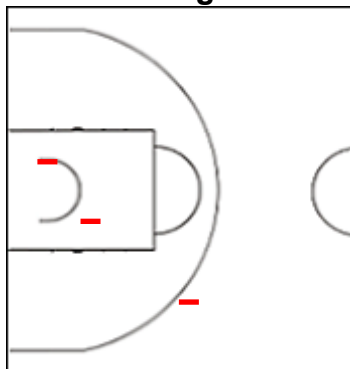
	M / A	%
Fied Goals	2 / 2	100
2 Points	2 / 2	100
3 Points	0 / 0	0
Free Throws	1 / 2	50

15 ROBINSON Brandon



	M / A	%
Fied Goals	7 / 12	58
2 Points	3 / 5	60
3 Points	4 / 7	57
Free Throws	6 / 6	100

18 PEREZ Agustin



	M / A	%
Fied Goals	0 / 3	0
2 Points	0 / 2	0
3 Points	0 / 1	0
Free Throws	0 / 0	0

Shot Chart

FCA 91 vs 73 QSA

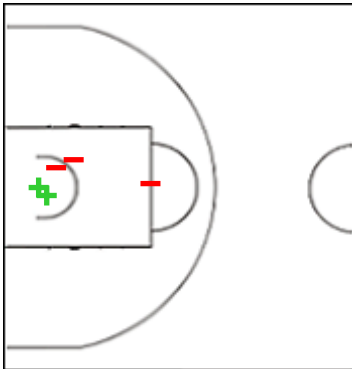
(20-20, 17-10, 25-27, 29-16)

Scoring by 5 min intervals:

	Q1		Q2		Q3		Q4	
FCA	9	20	30	37	52	62	78	91
QSA	5	20	26	30	44	57	64	73

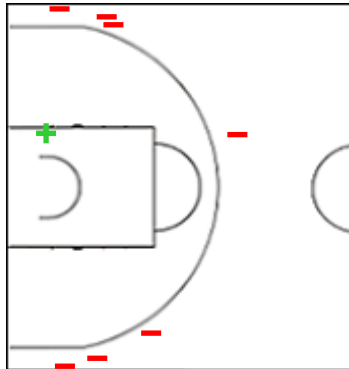
QSA - Asociación Atlética Quimsa

21 ANDERSON Eric



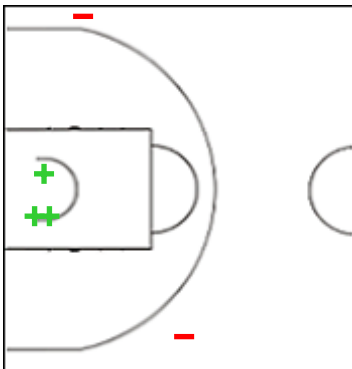
	M / A	%
Fied Goals	2 / 5	40
2 Points	2 / 5	40
3 Points	0 / 0	0
Free Throws	3 / 4	75

30 COSOLITO Mauro



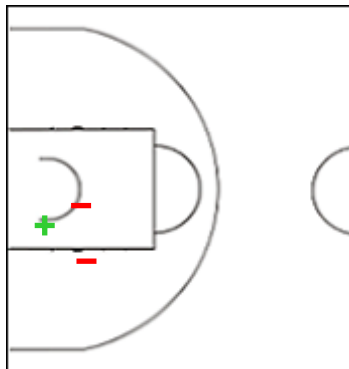
	M / A	%
Fied Goals	1 / 8	13
2 Points	1 / 1	100
3 Points	0 / 7	0
Free Throws	0 / 0	0

33 RAMÍREZ Fabián



	M / A	%
Fied Goals	3 / 5	60
2 Points	3 / 3	100
3 Points	0 / 2	0
Free Throws	0 / 0	0

91 HERNANDEZ Kevin



	M / A	%
Fied Goals	1 / 3	33
2 Points	1 / 3	33
3 Points	0 / 0	0
Free Throws	6 / 6	100

Shot Chart

FCA 91 vs 73 QSA

(20-20, 17-10, 25-27, 29-16)

Scoring by 5 min intervals:

	Q1		Q2		Q3		Q4	
FCA	9	20	30	37	52	62	78	91
QSA	5	20	26	30	44	57	64	73

FCA - Franca Basquetebol Clube

QSA - Asociación Atlética Quimsa



	M / A	%
Fied Goals	30 / 80	38
2 Points	18 / 44	41
3 Points	12 / 36	33
Free Throws	19 / 22	86

%	M / A	
44	23 / 52	Fied Goals
60	15 / 25	2 Points
30	8 / 27	3 Points
90	19 / 21	Free Throws