

## Shot Chart

### LEIC 61 vs 70 CSOV

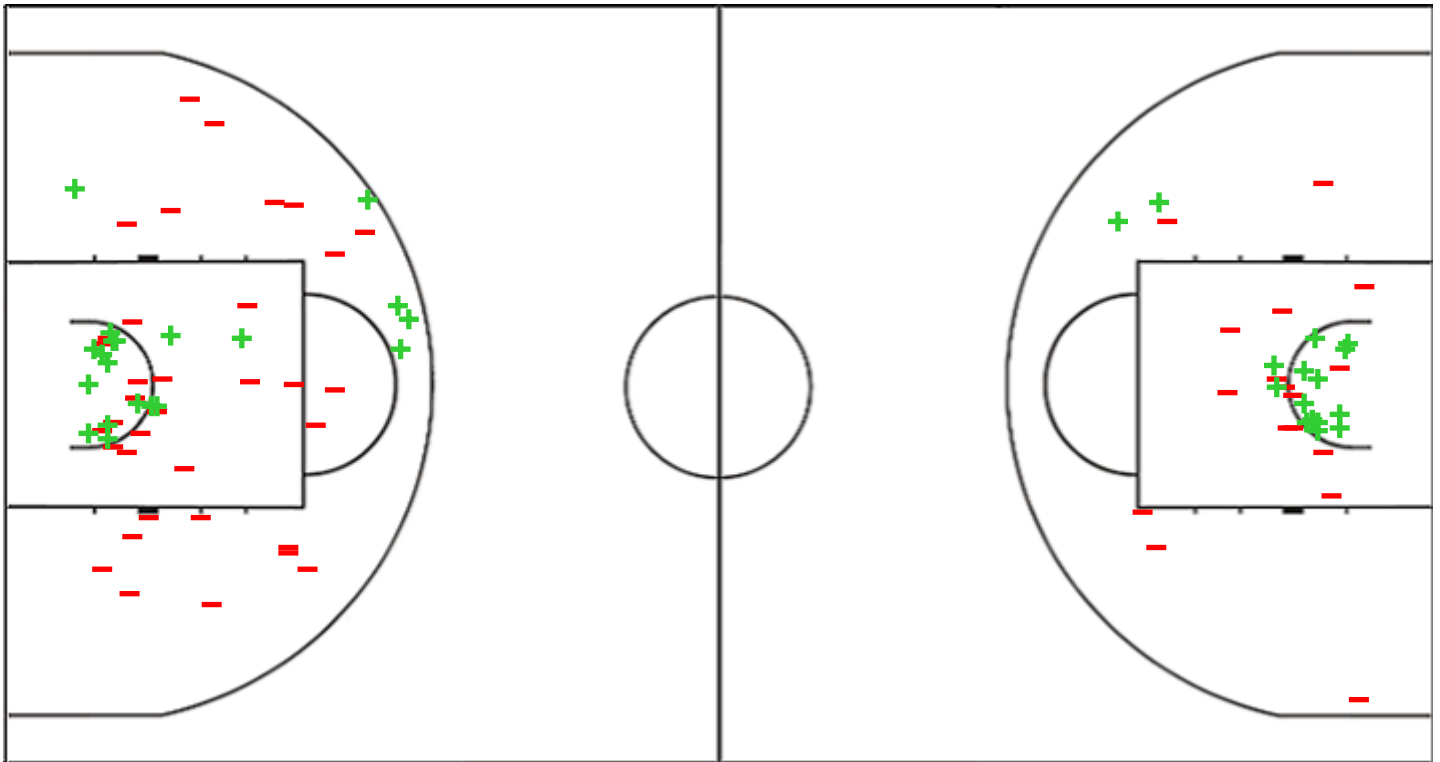
(20-16, 13-18, 13-19, 15-17)

Scoring by 5 min intervals:

	Q1		Q2		Q3		Q4	
Leicester	9	20	24	33	37	46	54	61
CSOV	10	16	21	34	44	53	62	70

LEIC - Leicester Riders BC

CSOV - CSO Voluntari



LEIC	M / A	%
Fied Goals	24 / 67	36
2 Points	20 / 55	36
3 Points	4 / 12	33
Free Throws	9 / 11	82

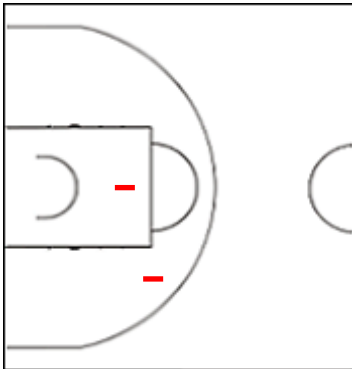
%	M / A	CSOV
45	25 / 56	Fied Goals
48	16 / 33	2 Points
39	9 / 23	3 Points
61	11 / 18	Free Throws

**Shot Chart**
**LEIC 61 vs 70 CSOV**

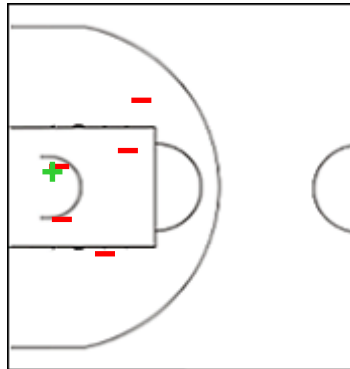
(20-16, 13-18, 13-19, 15-17)

Scoring by 5 min intervals:

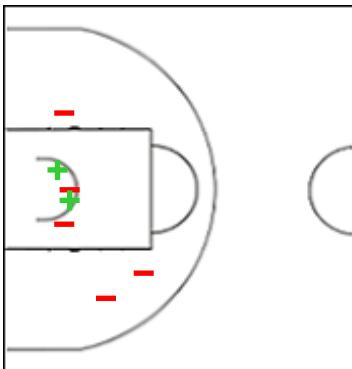
	Q1		Q2		Q3		Q4	
<b>Leicester</b>	9	20	24	33	37	46	54	61
<b>CSOV</b>	10	16	21	34	44	53	62	70

**LEIC - Leicester Riders BC**
**1 MACKENZIE Kimbal**


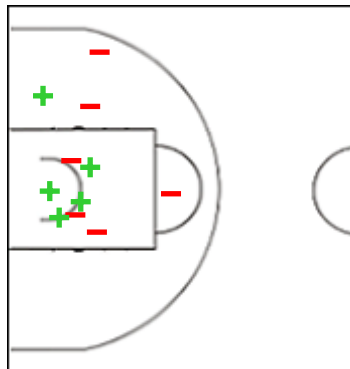
	M / A	%
<b>Fied Goals</b>	0 / 2	0
<b>2 Points</b>	0 / 2	0
<b>3 Points</b>	0 / 0	0
<b>Free Throws</b>	0 / 0	0

**3 JACKSON C.J.**


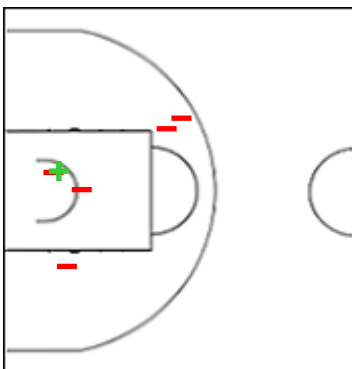
	M / A	%
<b>Fied Goals</b>	1 / 7	14
<b>2 Points</b>	1 / 6	17
<b>3 Points</b>	0 / 1	0
<b>Free Throws</b>	2 / 2	100

**4 LOVING Marc**


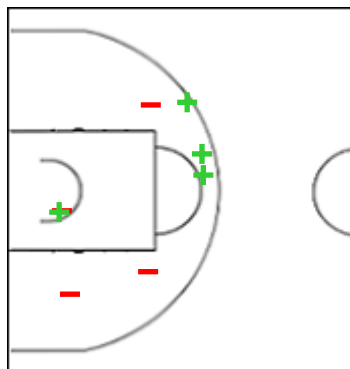
	M / A	%
<b>Fied Goals</b>	3 / 10	30
<b>2 Points</b>	2 / 7	29
<b>3 Points</b>	1 / 3	33
<b>Free Throws</b>	2 / 2	100

**6 WALKER Mo**


	M / A	%
<b>Fied Goals</b>	5 / 11	45
<b>2 Points</b>	5 / 11	45
<b>3 Points</b>	0 / 0	0
<b>Free Throws</b>	3 / 3	100

**12 WHELAN Patrick**


	M / A	%
<b>Fied Goals</b>	1 / 8	13
<b>2 Points</b>	1 / 6	17
<b>3 Points</b>	0 / 2	0
<b>Free Throws</b>	0 / 0	0

**13 WASHINGTON Conner**


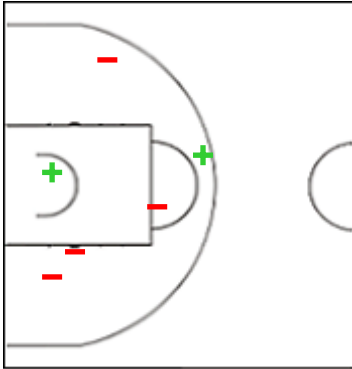
	M / A	%
<b>Fied Goals</b>	6 / 12	50
<b>2 Points</b>	4 / 8	50
<b>3 Points</b>	2 / 4	50
<b>Free Throws</b>	0 / 0	0

**Shot Chart**
**LEIC 61 vs 70 CSOV**

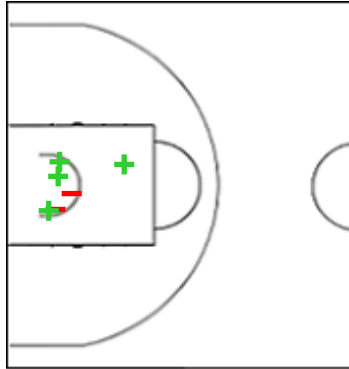
(20-16, 13-18, 13-19, 15-17)

Scoring by 5 min intervals:

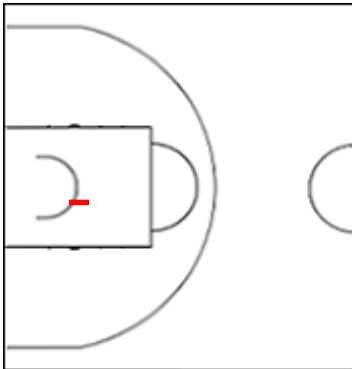
	Q1		Q2		Q3		Q4	
<b>Leicester</b>	9	20	24	33	37	46	54	61
<b>CSOV</b>	10	16	21	34	44	53	62	70

**LEIC - Leicester Riders BC**
**21 JACKSON Zach**


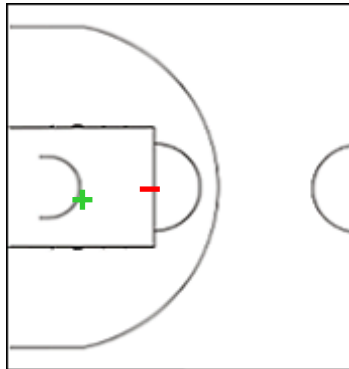
	M / A	%
<b>Fied Goals</b>	3 / 7	43
<b>2 Points</b>	2 / 6	33
<b>3 Points</b>	1 / 1	100
<b>Free Throws</b>	0 / 0	0

**59 NELSON-HENRY Darien**


	M / A	%
<b>Fied Goals</b>	4 / 6	67
<b>2 Points</b>	4 / 6	67
<b>3 Points</b>	0 / 0	0
<b>Free Throws</b>	2 / 4	50

**77 WALSH Evan**


	M / A	%
<b>Fied Goals</b>	0 / 1	0
<b>2 Points</b>	0 / 1	0
<b>3 Points</b>	0 / 0	0
<b>Free Throws</b>	0 / 0	0

**99 ADEKOYA Jubril**


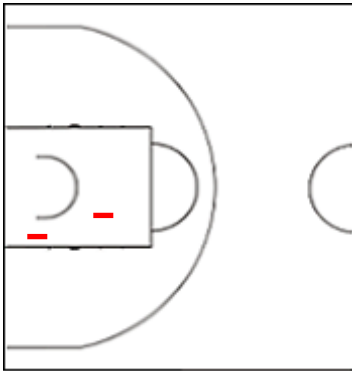
	M / A	%
<b>Fied Goals</b>	1 / 2	50
<b>2 Points</b>	1 / 2	50
<b>3 Points</b>	0 / 0	0
<b>Free Throws</b>	0 / 0	0

**Shot Chart**
**LEIC 61 vs 70 CSOV**

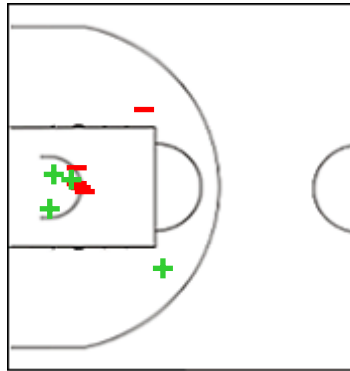
(20-16, 13-18, 13-19, 15-17)

Scoring by 5 min intervals:

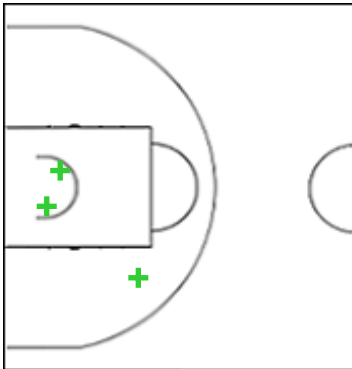
	Q1		Q2		Q3		Q4	
<b>Leicester</b>	9	20	24	33	37	46	54	61
<b>CSOV</b>	10	16	21	34	44	53	62	70

**CSOV - CSO Voluntari**
**0 GOTCHER Toddrick**


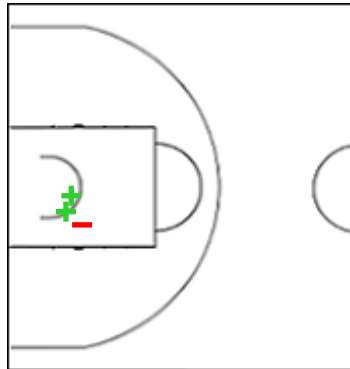
	M / A	%
<b>Fied Goals</b>	1 / 7	14
<b>2 Points</b>	0 / 2	0
<b>3 Points</b>	1 / 5	20
<b>Free Throws</b>	1 / 2	50

**2 COTTON Tekele**


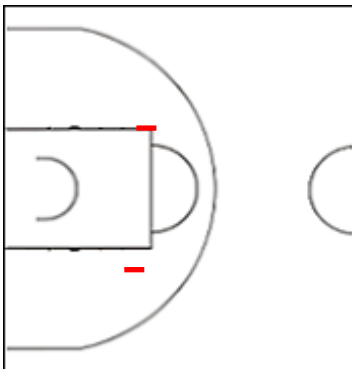
	M / A	%
<b>Fied Goals</b>	7 / 13	54
<b>2 Points</b>	4 / 9	44
<b>3 Points</b>	3 / 4	75
<b>Free Throws</b>	2 / 2	100

**4 TOHATAN Lucas**


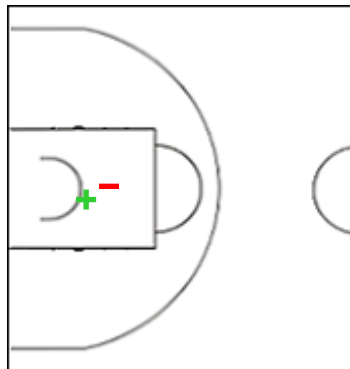
	M / A	%
<b>Fied Goals</b>	3 / 3	100
<b>2 Points</b>	3 / 3	100
<b>3 Points</b>	0 / 0	0
<b>Free Throws</b>	0 / 0	0

**6 PLANINIC Darko**


	M / A	%
<b>Fied Goals</b>	2 / 3	67
<b>2 Points</b>	2 / 3	67
<b>3 Points</b>	0 / 0	0
<b>Free Throws</b>	2 / 4	50

**12 VASILIAUSKAS Sarunas**


	M / A	%
<b>Fied Goals</b>	1 / 6	17
<b>2 Points</b>	0 / 2	0
<b>3 Points</b>	1 / 4	25
<b>Free Throws</b>	0 / 0	0

**14 TOROK Rolland**


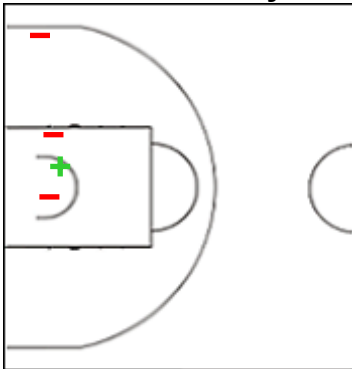
	M / A	%
<b>Fied Goals</b>	5 / 8	63
<b>2 Points</b>	1 / 2	50
<b>3 Points</b>	4 / 6	67
<b>Free Throws</b>	0 / 0	0

**Shot Chart**
**LEIC 61 vs 70 CSOV**

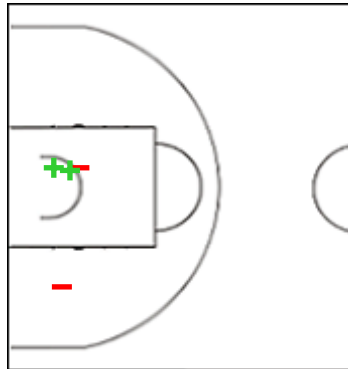
(20-16, 13-18, 13-19, 15-17)

Scoring by 5 min intervals:

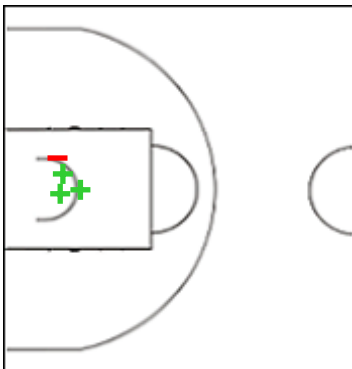
	Q1		Q2		Q3		Q4	
<b>Leicester</b>	9	20	24	33	37	46	54	61
<b>CSOV</b>	10	16	21	34	44	53	62	70

**CSOV - CSO Voluntari**
**22 LARRIER Terry**


	M / A	%
<b>Fied Goals</b>	1 / 4	25
<b>2 Points</b>	1 / 4	25
<b>3 Points</b>	0 / 0	0
<b>Free Throws</b>	0 / 0	0

**23 MOORE Rasheed**


	M / A	%
<b>Fied Goals</b>	2 / 8	25
<b>2 Points</b>	2 / 4	50
<b>3 Points</b>	0 / 4	0
<b>Free Throws</b>	5 / 7	71

**32 THOMPSON JR Eric**


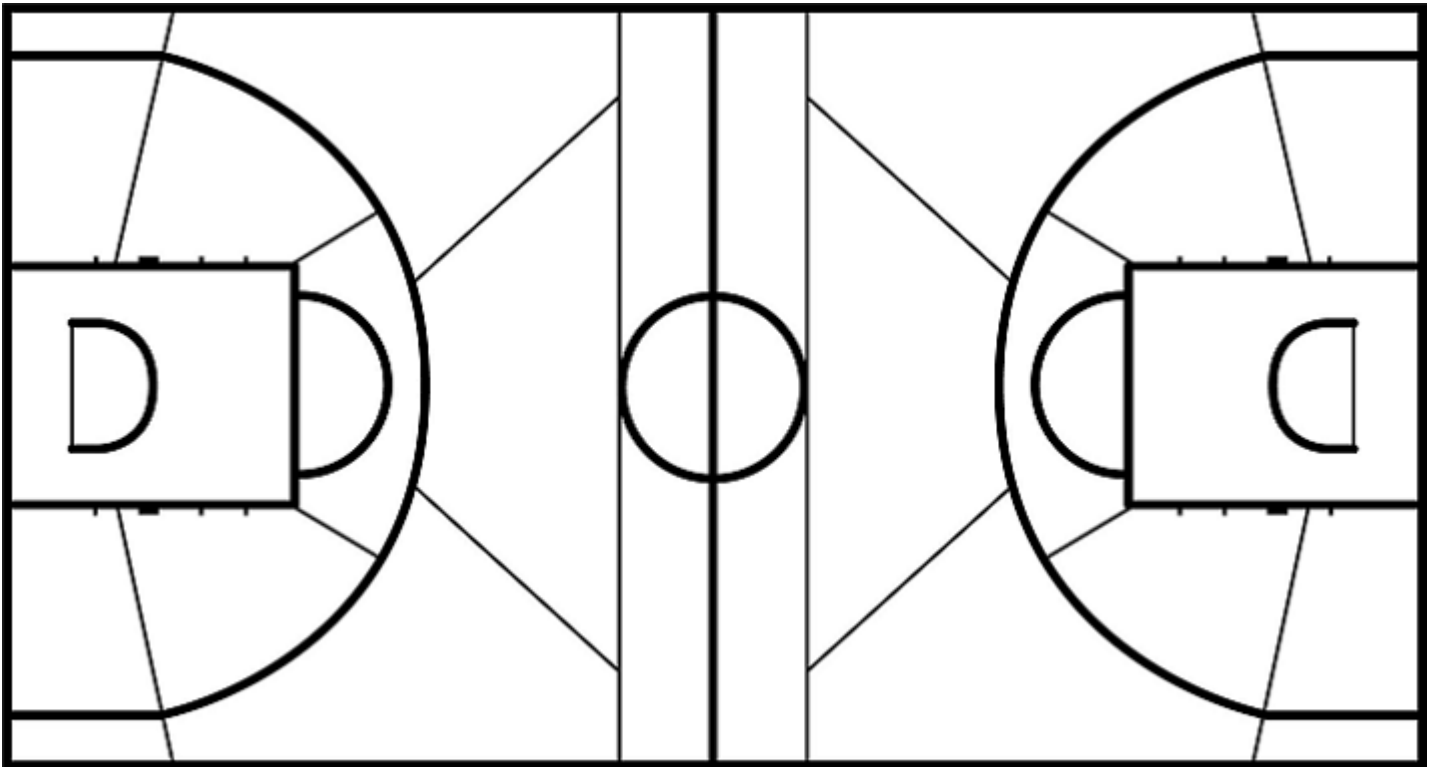
	M / A	%
<b>Fied Goals</b>	3 / 4	75
<b>2 Points</b>	3 / 4	75
<b>3 Points</b>	0 / 0	0
<b>Free Throws</b>	1 / 3	33

**Shot Chart**
**LEIC 61 vs 70 CSOV**

(20-16, 13-18, 13-19, 15-17)

Scoring by 5 min intervals:

	Q1		Q2		Q3		Q4	
Leicester	9	20	24	33	37	46	54	61
CSOV	10	16	21	34	44	53	62	70

**LEIC - Leicester Riders BC**
**CSOV - CSO Voluntari**


	M / A	%
Fied Goals	24 / 67	36
2 Points	20 / 55	36
3 Points	4 / 12	33
Free Throws	9 / 11	82

%	M / A	
45	25 / 56	Fied Goals
48	16 / 33	2 Points
39	9 / 23	3 Points
61	11 / 18	Free Throws