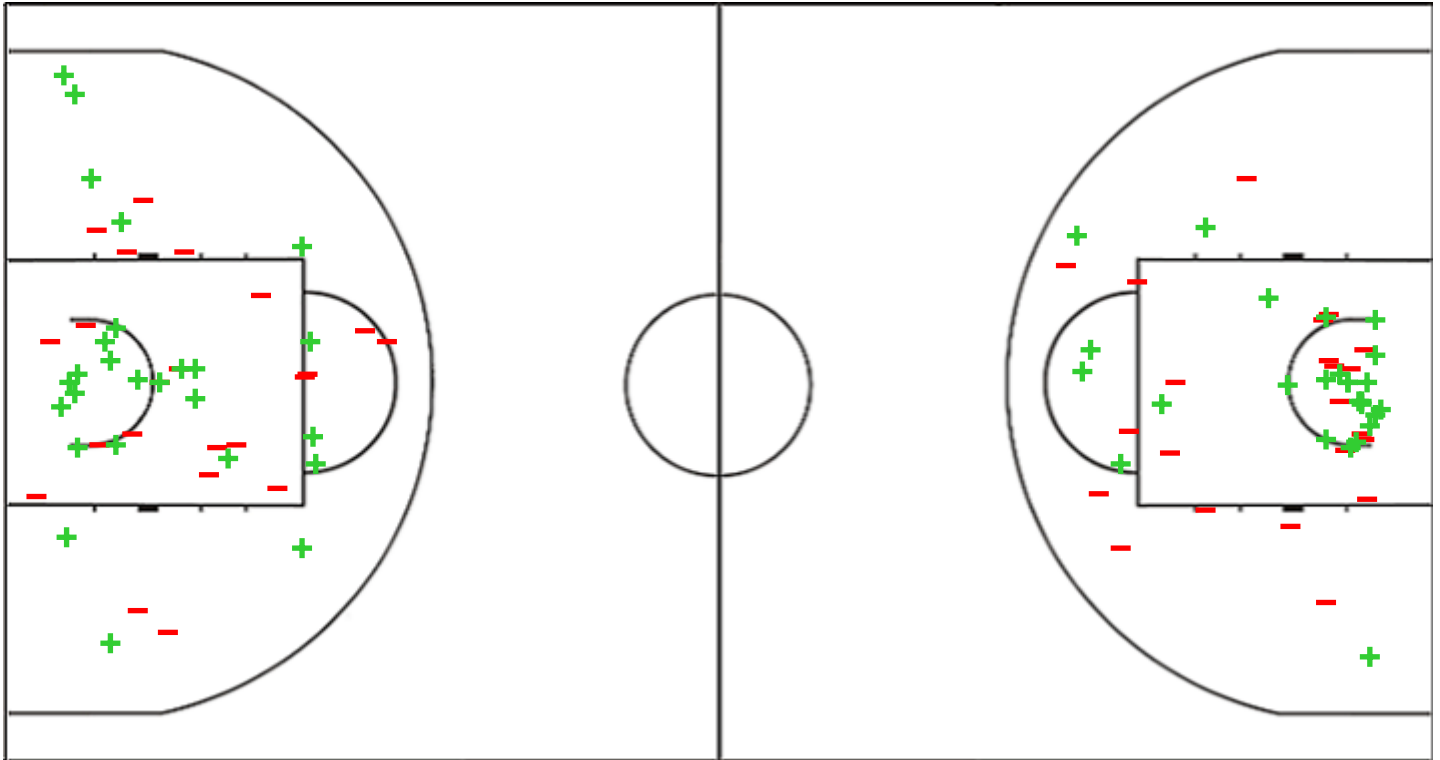


Shot Chart
BAMB 97 vs 94 BUDI

(19-18, 15-23, 23-19, 25-22, 15-12)

Scoring by 5 min intervals:

	Q1		Q2		Q3		Q4		OT1
BAMB	11	19	27	34	45	57	64	82	97
BUDI	9	18	25	41	46	60	69	82	94

BAMB - Brose Bamberg
BUDI - BC Budivelnyk Kyiv


BAMB	M / A	%
Fied Goals	36 / 71	51
2 Points	26 / 48	54
3 Points	10 / 23	43
Free Throws	15 / 18	83

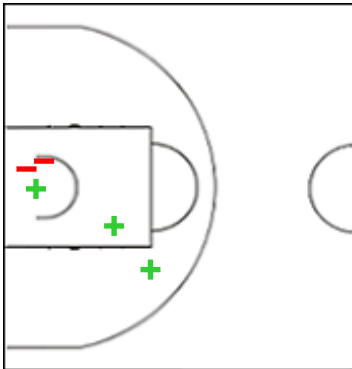
%	M / A	BUDI
45	37 / 82	Fied Goals
54	26 / 48	2 Points
32	11 / 34	3 Points
64	9 / 14	Free Throws

Shot Chart
BAMB 97 vs 94 BUDI

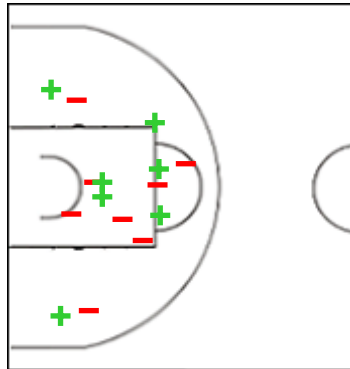
(19-18, 15-23, 23-19, 25-22, 15-12)

Scoring by 5 min intervals:

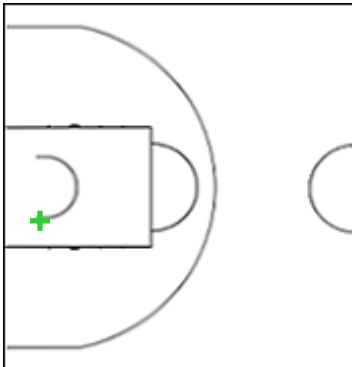
	Q1		Q2		Q3		Q4		OT1
BAMB	11	19	27	34	45	57	64	82	97
BUDI	9	18	25	41	46	60	69	82	94

BAMB - Brose Bamberg
2 BELL Amir


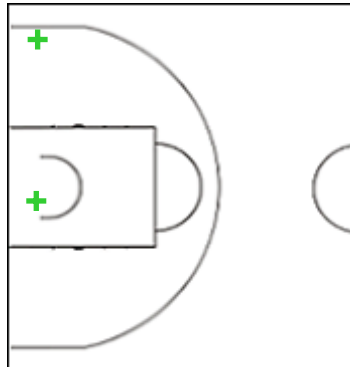
	M / A	%
Fied Goals	3 / 7	43
2 Points	3 / 5	60
3 Points	0 / 2	0
Free Throws	0 / 0	0

3 WRIGHT-FOREMAN Justin


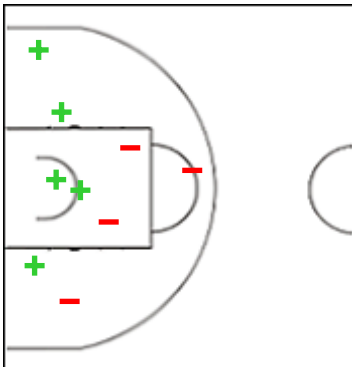
	M / A	%
Fied Goals	12 / 24	50
2 Points	7 / 15	47
3 Points	5 / 9	56
Free Throws	4 / 4	100

8 KARINIAUSKAS Vaidas


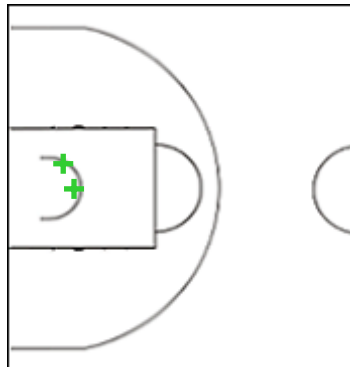
	M / A	%
Fied Goals	1 / 2	50
2 Points	1 / 1	100
3 Points	0 / 1	0
Free Throws	1 / 3	33

11 WOHLRATH Kevin


	M / A	%
Fied Goals	2 / 2	100
2 Points	2 / 2	100
3 Points	0 / 0	0
Free Throws	0 / 0	0

17 BOHACIK Jaromir


	M / A	%
Fied Goals	6 / 11	55
2 Points	5 / 9	56
3 Points	1 / 2	50
Free Throws	2 / 2	100

21 CHACHASHVILI Gabriel


	M / A	%
Fied Goals	2 / 2	100
2 Points	2 / 2	100
3 Points	0 / 0	0
Free Throws	0 / 0	0

Shot Chart

BAMB 97 vs 94 BUDI

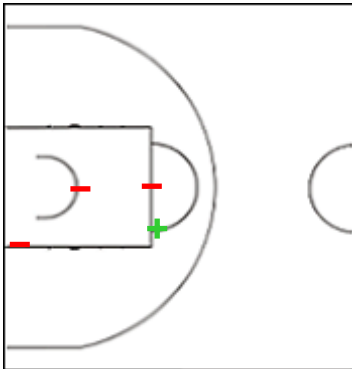
(19-18, 15-23, 23-19, 25-22, 15-12)

Scoring by 5 min intervals:

	Q1		Q2		Q3		Q4		OT1
BAMB	11	19	27	34	45	57	64	82	97
BUDI	9	18	25	41	46	60	69	82	94

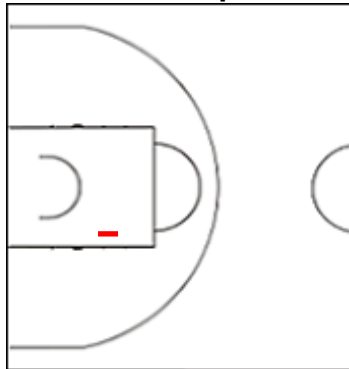
BAMB - Brose Bamberg

22 YOUNG Solomon



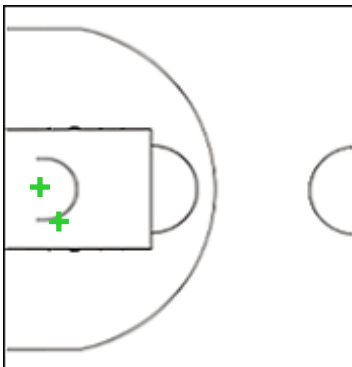
	M / A	%
Fied Goals	1 / 4	25
2 Points	1 / 4	25
3 Points	0 / 0	0
Free Throws	0 / 0	0

31 REAVES Spencer



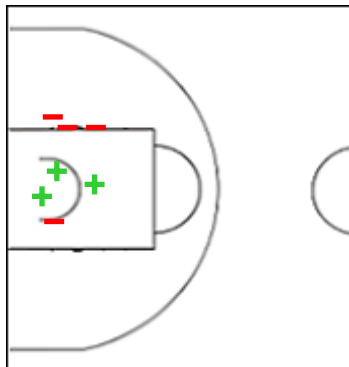
	M / A	%
Fied Goals	0 / 3	0
2 Points	0 / 1	0
3 Points	0 / 2	0
Free Throws	0 / 0	0

33 HECKMANN Patrick



	M / A	%
Fied Goals	3 / 6	50
2 Points	2 / 2	100
3 Points	1 / 4	25
Free Throws	3 / 3	100

43 SENGELDER Christian



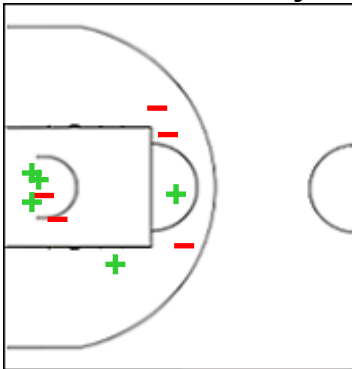
	M / A	%
Fied Goals	6 / 10	60
2 Points	3 / 7	43
3 Points	3 / 3	100
Free Throws	5 / 6	83

Shot Chart
BAMB 97 vs 94 BUDI

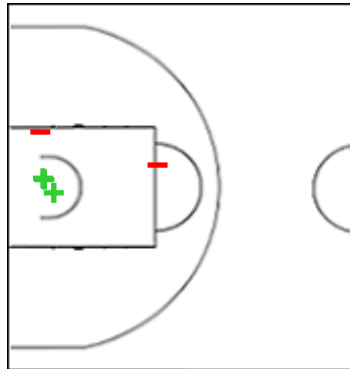
(19-18, 15-23, 23-19, 25-22, 15-12)

Scoring by 5 min intervals:

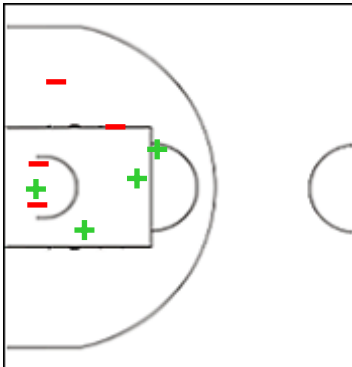
	Q1		Q2		Q3		Q4		OT1
BAMB	11	19	27	34	45	57	64	82	97
BUDI	9	18	25	41	46	60	69	82	94

BUDI - BC Budivelnyk Kyiv
0 BARBER Anthony


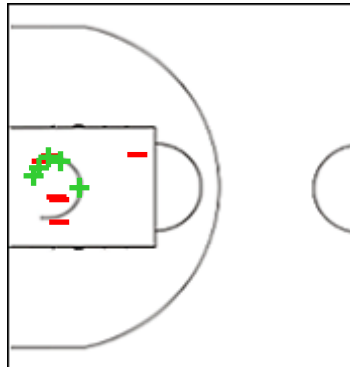
	M / A	%
Fied Goals	5 / 14	36
2 Points	5 / 10	50
3 Points	0 / 4	0
Free Throws	0 / 1	0

2 GRANT Jerai


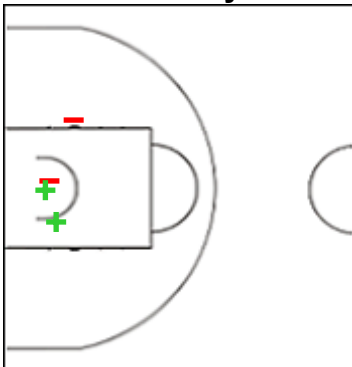
	M / A	%
Fied Goals	3 / 5	60
2 Points	3 / 5	60
3 Points	0 / 0	0
Free Throws	0 / 0	0

8 BERHANEMESKEL Johnny


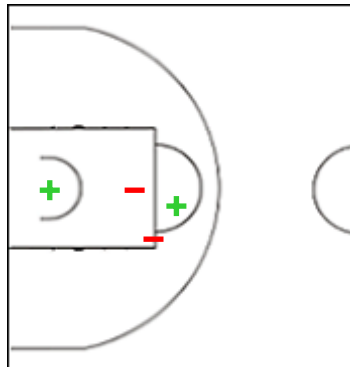
	M / A	%
Fied Goals	9 / 19	47
2 Points	4 / 8	50
3 Points	5 / 11	45
Free Throws	4 / 5	80

10 GOODWIN Archie


	M / A	%
Fied Goals	7 / 19	37
2 Points	5 / 11	45
3 Points	2 / 8	25
Free Throws	1 / 2	50

13 BOBROV Vyacheslav


	M / A	%
Fied Goals	3 / 8	38
2 Points	2 / 4	50
3 Points	1 / 4	25
Free Throws	3 / 4	75

15 BROWN Alec


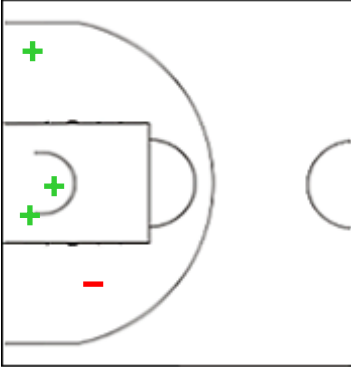
	M / A	%
Fied Goals	2 / 5	40
2 Points	2 / 4	50
3 Points	0 / 1	0
Free Throws	0 / 0	0

Shot Chart
BAMB 97 vs 94 BUDI

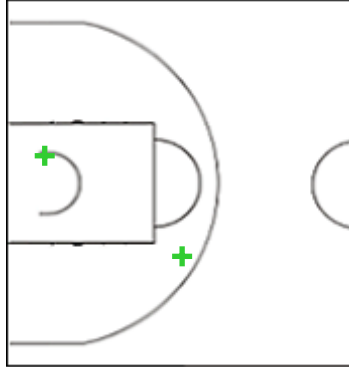
(19-18, 15-23, 23-19, 25-22, 15-12)

Scoring by 5 min intervals:

	Q1		Q2		Q3		Q4		OT1
BAMB	11	19	27	34	45	57	64	82	97
BUDI	9	18	25	41	46	60	69	82	94

BUDI - BC Budivelnyk Kyiv
22 MAJAUSKAS Aurimas


	M / A	%
Fied Goals	6 / 8	75
2 Points	3 / 4	75
3 Points	3 / 4	75
Free Throws	1 / 2	50

32 BLIZNYUK Bogdan


	M / A	%
Fied Goals	2 / 3	67
2 Points	2 / 2	100
3 Points	0 / 1	0
Free Throws	0 / 0	0

Shot Chart
BAMB 97 vs 94 BUDI

(19-18, 15-23, 23-19, 25-22, 15-12)

Scoring by 5 min intervals:

	Q1		Q2		Q3		Q4		OT1
BAMB	11	19	27	34	45	57	64	82	97
BUDI	9	18	25	41	46	60	69	82	94

BAMB - Brose Bamberg
BUDI - BC Budivelnyk Kyiv


	M / A	%
Fied Goals	36 / 71	51
2 Points	26 / 48	54
3 Points	10 / 23	43
Free Throws	15 / 18	83

%	M / A	
45	37 / 82	Fied Goals
54	26 / 48	2 Points
32	11 / 34	3 Points
64	9 / 14	Free Throws