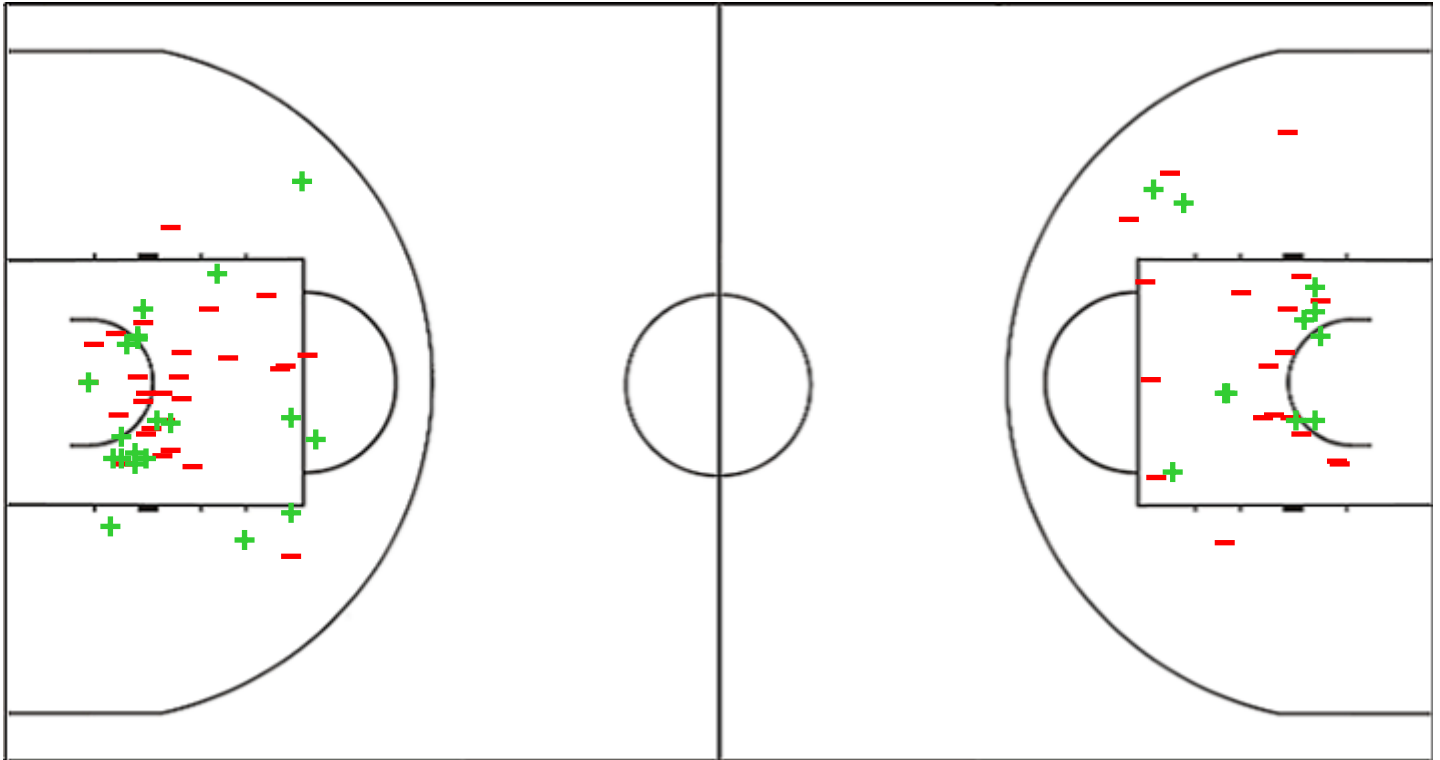


Shot Chart
TOFA 68 vs 57 CSOV

(21-15, 12-10, 14-11, 21-21)

Scoring by 5 min intervals:

	Q1		Q2		Q3		Q4	
TOFA	11	21	27	33	42	47	58	68
CSOV	4	15	19	25	27	36	48	57

TOFA - TOFAS SPORTS CLUB
CSOV - CSO Voluntari


TOFA	M / A	%
Fied Goals	24 / 62	39
2 Points	20 / 47	43
3 Points	4 / 15	27
Free Throws	16 / 22	73

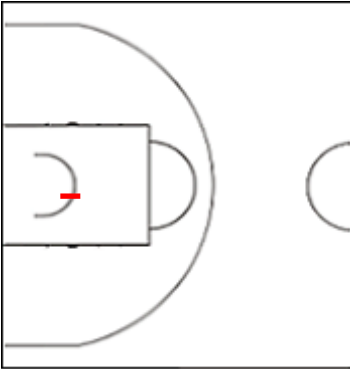
%	M / A	CSOV
37	19 / 51	Fied Goals
37	11 / 30	2 Points
38	8 / 21	3 Points
61	11 / 18	Free Throws

Shot Chart
TOFA 68 vs 57 CSOV

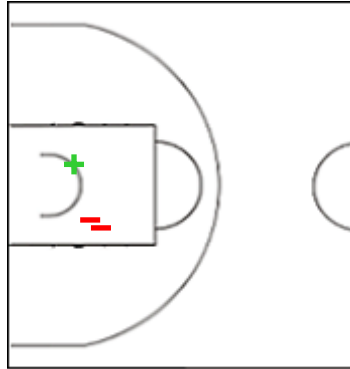
(21-15, 12-10, 14-11, 21-21)

Scoring by 5 min intervals:

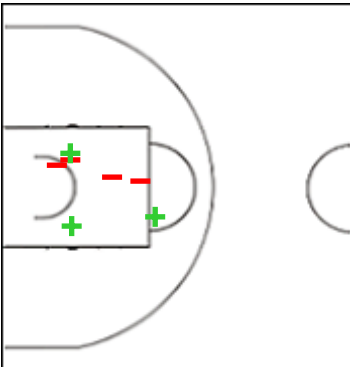
	Q1		Q2		Q3		Q4	
TOFA	11	21	27	33	42	47	58	68
CSOV	4	15	19	25	27	36	48	57

TOFA - TOFAS SPORTS CLUB
0 TANISAN Emre


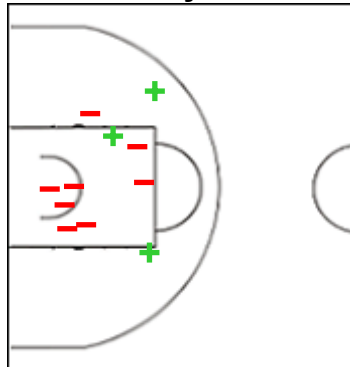
	M / A	%
Fied Goals	0 / 4	0
2 Points	0 / 1	0
3 Points	0 / 3	0
Free Throws	0 / 0	0

4 BUYUKTUNCEL Berke


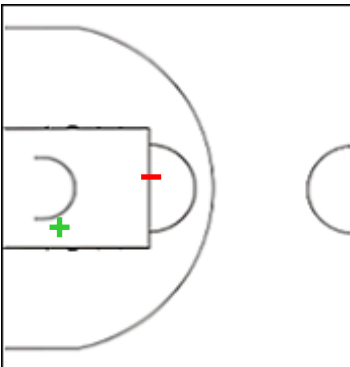
	M / A	%
Fied Goals	1 / 4	25
2 Points	1 / 3	33
3 Points	0 / 1	0
Free Throws	0 / 1	0

5 UGURLU Berk


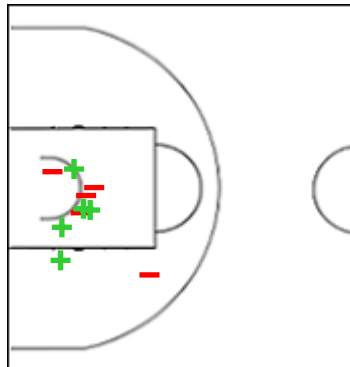
	M / A	%
Fied Goals	3 / 7	43
2 Points	3 / 7	43
3 Points	0 / 0	0
Free Throws	0 / 0	0

11 ENNIS Tyler


	M / A	%
Fied Goals	5 / 15	33
2 Points	3 / 11	27
3 Points	2 / 4	50
Free Throws	1 / 2	50

12 WILLIAMS Cecil


	M / A	%
Fied Goals	1 / 3	33
2 Points	1 / 2	50
3 Points	0 / 1	0
Free Throws	0 / 0	0

17 BRAIMOH Suleiman


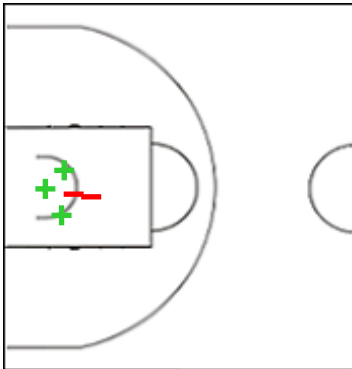
	M / A	%
Fied Goals	6 / 12	50
2 Points	5 / 10	50
3 Points	1 / 2	50
Free Throws	1 / 2	50

Shot Chart
TOFA 68 vs 57 CSOV

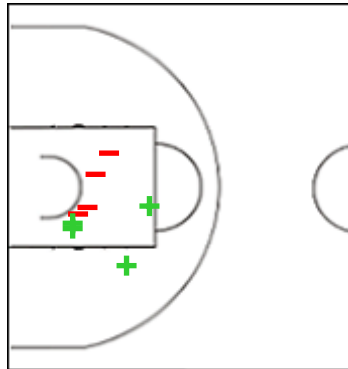
(21-15, 12-10, 14-11, 21-21)

Scoring by 5 min intervals:

	Q1		Q2		Q3		Q4	
TOFA	11	21	27	33	42	47	58	68
CSOV	4	15	19	25	27	36	48	57

TOFA - TOFAS SPORTS CLUB
21 TOURE Bouba


	M / A	%
Fied Goals	3 / 5	60
2 Points	3 / 5	60
3 Points	0 / 0	0
Free Throws	1 / 2	50

32 GRAY Rob


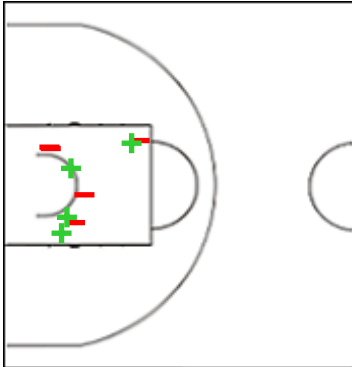
	M / A	%
Fied Goals	5 / 12	42
2 Points	4 / 8	50
3 Points	1 / 4	25
Free Throws	13 / 15	87

Shot Chart
TOFA 68 vs 57 CSOV

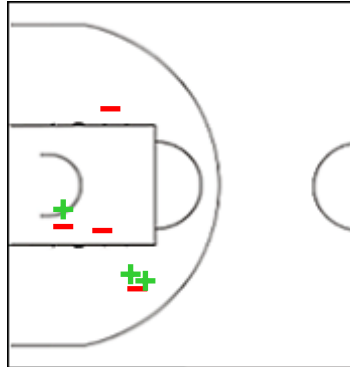
(21-15, 12-10, 14-11, 21-21)

Scoring by 5 min intervals:

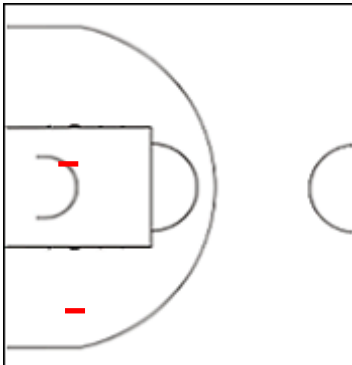
	Q1		Q2		Q3		Q4	
TOFA	11	21	27	33	42	47	58	68
CSOV	4	15	19	25	27	36	48	57

CSOV - CSO Voluntari
0 GOTCHER Toddrick


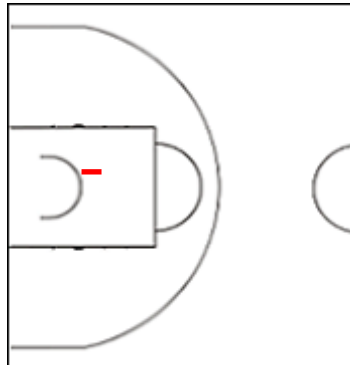
	M / A	%
Fied Goals	6 / 16	38
2 Points	4 / 9	44
3 Points	2 / 7	29
Free Throws	3 / 3	100

2 COTTON Tekele


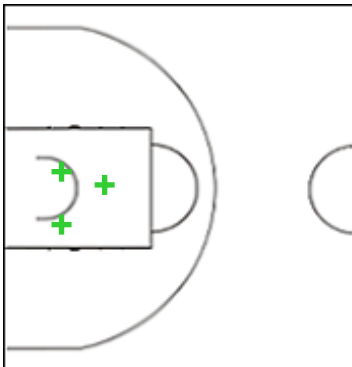
	M / A	%
Fied Goals	4 / 9	44
2 Points	3 / 7	43
3 Points	1 / 2	50
Free Throws	3 / 4	75

4 TOHATAN Lucas


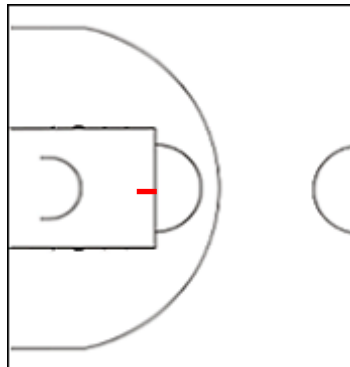
	M / A	%
Fied Goals	0 / 4	0
2 Points	0 / 2	0
3 Points	0 / 2	0
Free Throws	0 / 0	0

6 PLANINIC Darko


	M / A	%
Fied Goals	0 / 1	0
2 Points	0 / 1	0
3 Points	0 / 0	0
Free Throws	0 / 2	0

12 VASILIAUSKAS Sarunas


	M / A	%
Fied Goals	7 / 9	78
2 Points	3 / 3	100
3 Points	4 / 6	67
Free Throws	1 / 1	100

14 TOROK Rolland


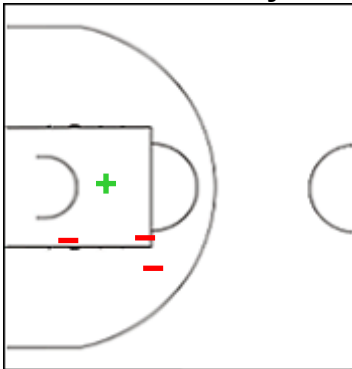
	M / A	%
Fied Goals	0 / 2	0
2 Points	0 / 1	0
3 Points	0 / 1	0
Free Throws	0 / 0	0

Shot Chart
TOFA 68 vs 57 CSOV

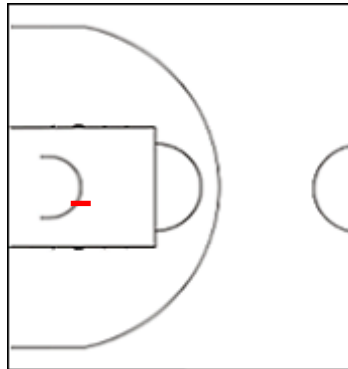
(21-15, 12-10, 14-11, 21-21)

Scoring by 5 min intervals:

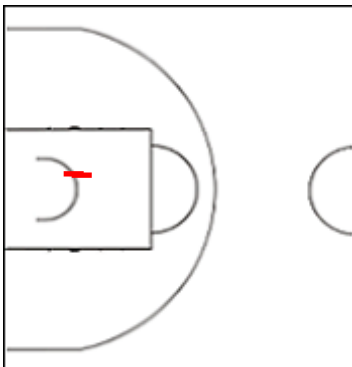
	Q1		Q2		Q3		Q4	
TOFA	11	21	27	33	42	47	58	68
CSOV	4	15	19	25	27	36	48	57

CSOV - CSO Voluntari
22 LARRIER Terry


	M / A	%
Fied Goals	1 / 5	20
2 Points	1 / 4	25
3 Points	0 / 1	0
Free Throws	0 / 0	0

23 MOORE Rasheed


	M / A	%
Fied Goals	1 / 3	33
2 Points	0 / 1	0
3 Points	1 / 2	50
Free Throws	1 / 2	50

32 THOMPSON Eric


	M / A	%
Fied Goals	0 / 2	0
2 Points	0 / 2	0
3 Points	0 / 0	0
Free Throws	3 / 6	50

Shot Chart
TOFA 68 vs 57 CSOV

(21-15, 12-10, 14-11, 21-21)

Scoring by 5 min intervals:

	Q1		Q2		Q3		Q4	
TOFA	11	21	27	33	42	47	58	68
CSOV	4	15	19	25	27	36	48	57

TOFA - TOFAS SPORTS CLUB
CSOV - CSO Voluntari


	M / A	%
Fied Goals	24 / 62	39
2 Points	20 / 47	43
3 Points	4 / 15	27
Free Throws	16 / 22	73

%	M / A	
37	19 / 51	Fied Goals
37	11 / 30	2 Points
38	8 / 21	3 Points
61	11 / 18	Free Throws