

Shot Chart

JAM 54 vs 102 PUR

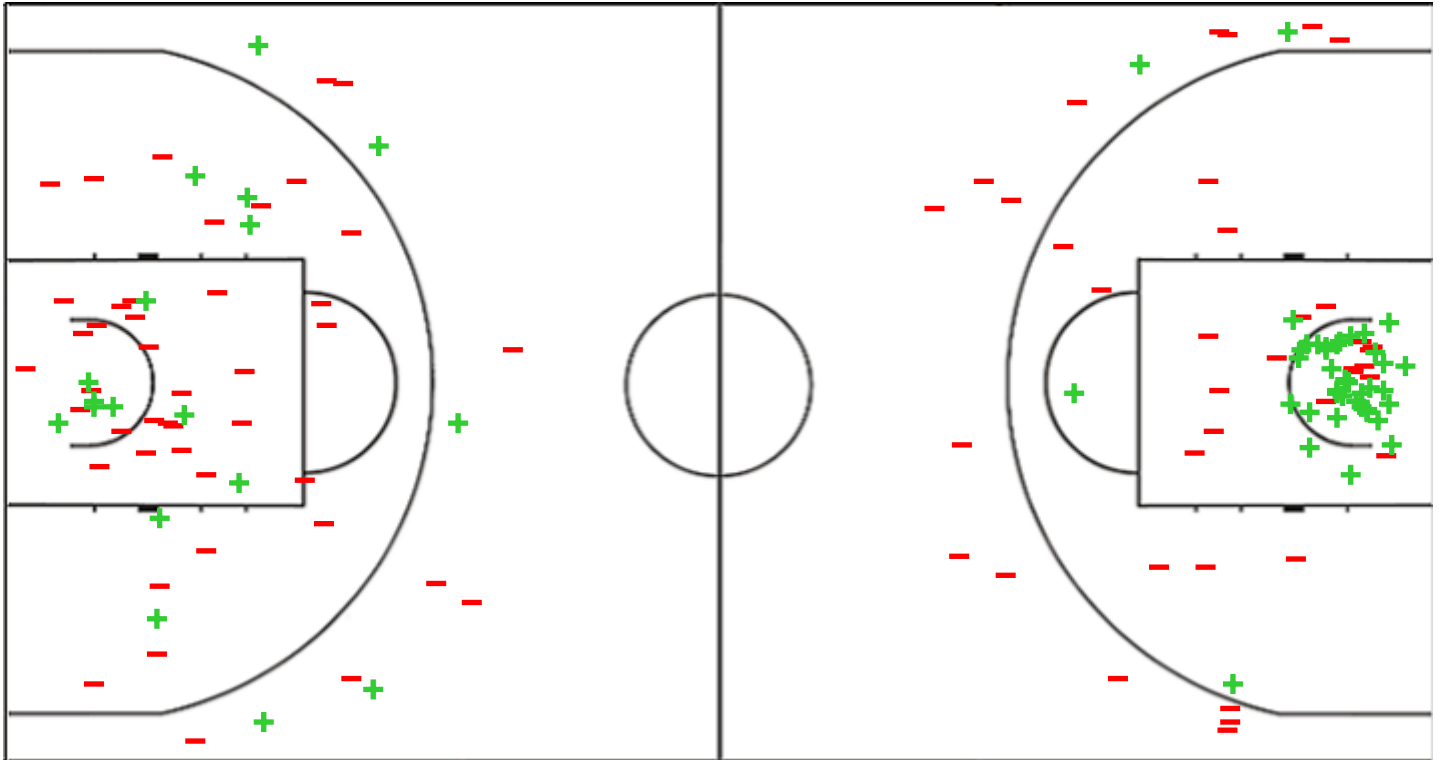
(22-28, 12-24, 10-31, 10-19)

Scoring by 5 min intervals:

| | Q1 | | Q2 | | Q3 | | Q4 | |
|------------|----|----|----|----|----|----|----|-----|
| JAM | 8 | 22 | 31 | 34 | 38 | 44 | 50 | 54 |
| PUR | 16 | 28 | 37 | 52 | 69 | 83 | 92 | 102 |

JAM - Jamaica

PUR - Puerto Rico



| JAM | M / A | % |
|-------------|---------|----|
| Fied Goals | 18 / 62 | 29 |
| 2 Points | 13 / 50 | 26 |
| 3 Points | 5 / 12 | 42 |
| Free Throws | 13 / 17 | 76 |

| % | M / A | PUR |
|----|---------|-------------|
| 52 | 43 / 82 | Fied Goals |
| 63 | 41 / 65 | 2 Points |
| 12 | 2 / 17 | 3 Points |
| 56 | 14 / 25 | Free Throws |

Shot Chart

JAM 54 vs 102 PUR

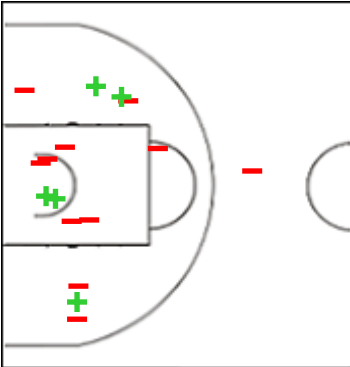
(22-28, 12-24, 10-31, 10-19)

Scoring by 5 min intervals:

| | Q1 | | Q2 | | Q3 | | Q4 | |
|------------|----|----|----|----|----|----|----|-----|
| JAM | 8 | 22 | 31 | 34 | 38 | 44 | 50 | 54 |
| PUR | 16 | 28 | 37 | 52 | 69 | 83 | 92 | 102 |

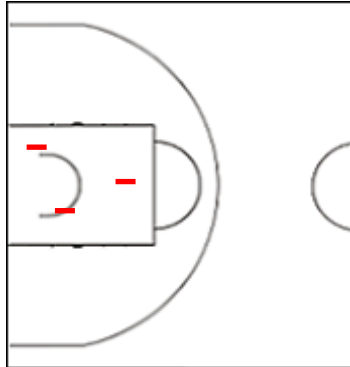
JAM - Jamaica

2 MCDONALD Marcus



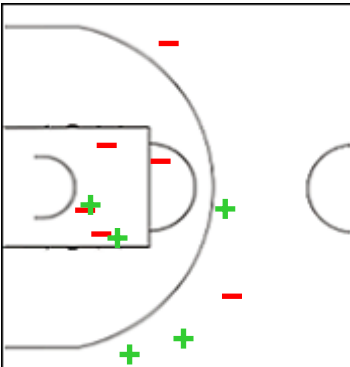
| | M / A | % |
|-------------|--------|----|
| Fied Goals | 5 / 16 | 31 |
| 2 Points | 5 / 15 | 33 |
| 3 Points | 0 / 1 | 0 |
| Free Throws | 6 / 7 | 86 |

6 BECKFORD Jonathan



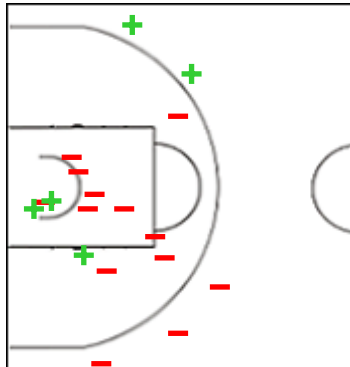
| | M / A | % |
|-------------|-------|---|
| Fied Goals | 0 / 3 | 0 |
| 2 Points | 0 / 3 | 0 |
| 3 Points | 0 / 0 | 0 |
| Free Throws | 0 / 0 | 0 |

11 MCDONALD Triston



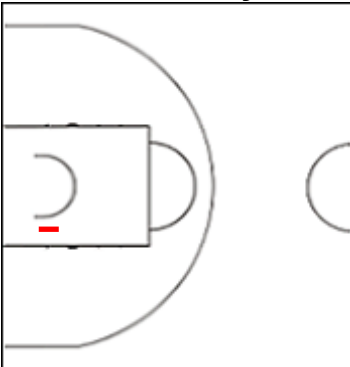
| | M / A | % |
|-------------|--------|-----|
| Fied Goals | 5 / 11 | 45 |
| 2 Points | 2 / 6 | 33 |
| 3 Points | 3 / 5 | 60 |
| Free Throws | 4 / 4 | 100 |

13 TORRENCE Ahmad



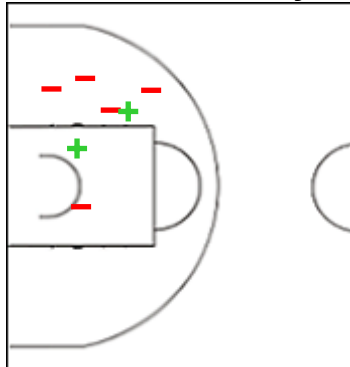
| | M / A | % |
|-------------|--------|----|
| Fied Goals | 5 / 18 | 28 |
| 2 Points | 3 / 13 | 23 |
| 3 Points | 2 / 5 | 40 |
| Free Throws | 1 / 2 | 50 |

18 MCCALLA Kyro



| | M / A | % |
|-------------|-------|---|
| Fied Goals | 0 / 1 | 0 |
| 2 Points | 0 / 1 | 0 |
| 3 Points | 0 / 0 | 0 |
| Free Throws | 0 / 0 | 0 |

23 ELLIOT D'Marley



| | M / A | % |
|-------------|-------|----|
| Fied Goals | 2 / 7 | 29 |
| 2 Points | 2 / 7 | 29 |
| 3 Points | 0 / 0 | 0 |
| Free Throws | 2 / 4 | 50 |

Shot Chart

JAM 54 vs 102 PUR

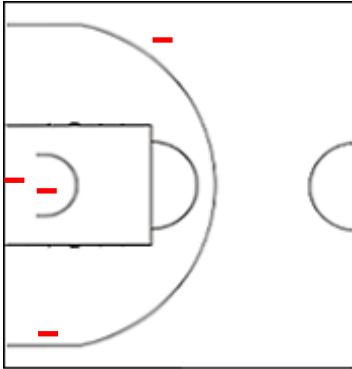
(22-28, 12-24, 10-31, 10-19)

Scoring by 5 min intervals:

| | Q1 | | Q2 | | Q3 | | Q4 | |
|------------|----|----|----|----|----|----|----|-----|
| JAM | 8 | 22 | 31 | 34 | 38 | 44 | 50 | 54 |
| PUR | 16 | 28 | 37 | 52 | 69 | 83 | 92 | 102 |

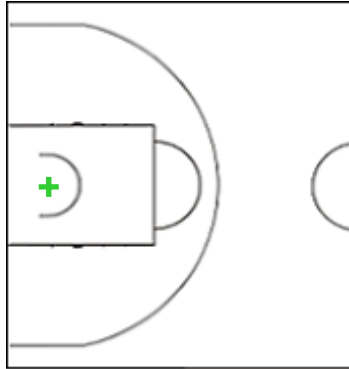
JAM - Jamaica

24 SMITH Zachery



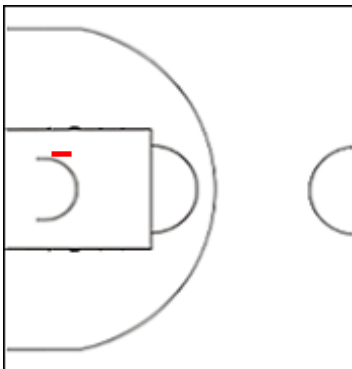
| | M / A | % |
|-------------|-------|---|
| Fied Goals | 0 / 4 | 0 |
| 2 Points | 0 / 3 | 0 |
| 3 Points | 0 / 1 | 0 |
| Free Throws | 0 / 0 | 0 |

43 WALTERS Ajani



| | M / A | % |
|-------------|-------|-----|
| Fied Goals | 1 / 1 | 100 |
| 2 Points | 1 / 1 | 100 |
| 3 Points | 0 / 0 | 0 |
| Free Throws | 0 / 0 | 0 |

45 DAYE Antoine



| | M / A | % |
|-------------|-------|---|
| Fied Goals | 0 / 1 | 0 |
| 2 Points | 0 / 1 | 0 |
| 3 Points | 0 / 0 | 0 |
| Free Throws | 0 / 0 | 0 |

Shot Chart

JAM 54 vs 102 PUR

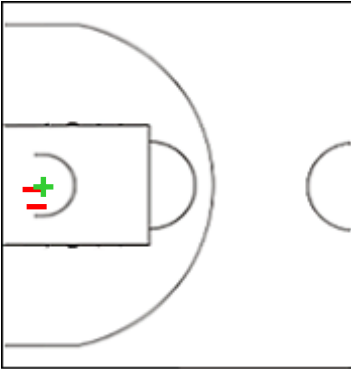
(22-28, 12-24, 10-31, 10-19)

Scoring by 5 min intervals:

| | Q1 | | Q2 | | Q3 | | Q4 | |
|------------|----|----|----|----|----|----|----|-----|
| JAM | 8 | 22 | 31 | 34 | 38 | 44 | 50 | 54 |
| PUR | 16 | 28 | 37 | 52 | 69 | 83 | 92 | 102 |

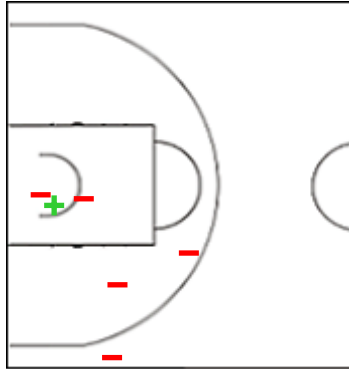
PUR - Puerto Rico

0 TORRES HUNT Victor



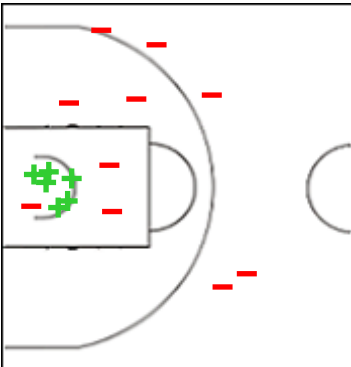
| | M / A | % |
|-------------|-------|----|
| Fied Goals | 1 / 3 | 33 |
| 2 Points | 1 / 3 | 33 |
| 3 Points | 0 / 0 | 0 |
| Free Throws | 2 / 4 | 50 |

1 LABOY II John Joshue



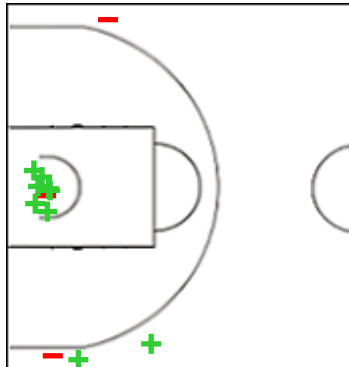
| | M / A | % |
|-------------|-------|----|
| Fied Goals | 1 / 6 | 17 |
| 2 Points | 1 / 5 | 20 |
| 3 Points | 0 / 1 | 0 |
| Free Throws | 0 / 0 | 0 |

5 TORRES Chalier



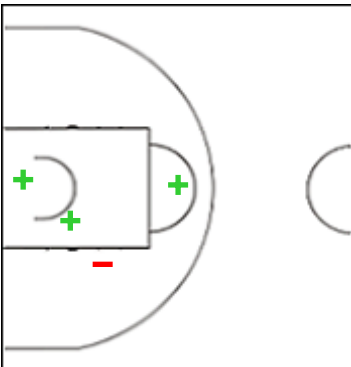
| | M / A | % |
|-------------|--------|----|
| Fied Goals | 6 / 16 | 38 |
| 2 Points | 6 / 11 | 55 |
| 3 Points | 0 / 5 | 0 |
| Free Throws | 0 / 1 | 0 |

7 BROWN Isaiiah Emanuel



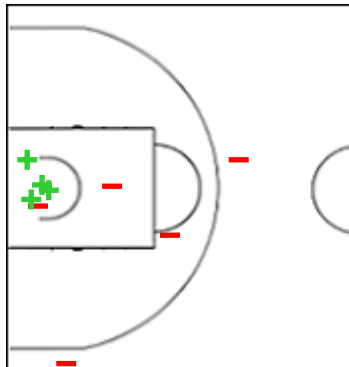
| | M / A | % |
|-------------|---------|----|
| Fied Goals | 10 / 13 | 77 |
| 2 Points | 8 / 9 | 89 |
| 3 Points | 2 / 4 | 50 |
| Free Throws | 0 / 0 | 0 |

8 CASANOVA POU Nicolas



| | M / A | % |
|-------------|-------|----|
| Fied Goals | 3 / 4 | 75 |
| 2 Points | 3 / 4 | 75 |
| 3 Points | 0 / 0 | 0 |
| Free Throws | 0 / 0 | 0 |

9 RONDON RIVERA Yamil



| | M / A | % |
|-------------|-------|----|
| Fied Goals | 4 / 9 | 44 |
| 2 Points | 4 / 7 | 57 |
| 3 Points | 0 / 2 | 0 |
| Free Throws | 0 / 0 | 0 |

Shot Chart

JAM 54 vs 102 PUR

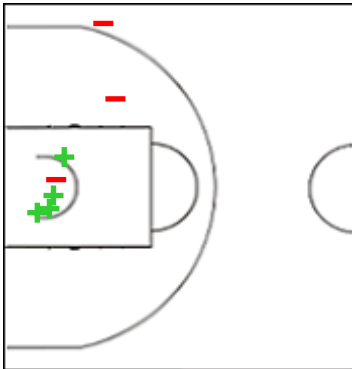
(22-28, 12-24, 10-31, 10-19)

Scoring by 5 min intervals:

| | Q1 | | Q2 | | Q3 | | Q4 | |
|------------|----|----|----|----|----|----|----|-----|
| JAM | 8 | 22 | 31 | 34 | 38 | 44 | 50 | 54 |
| PUR | 16 | 28 | 37 | 52 | 69 | 83 | 92 | 102 |

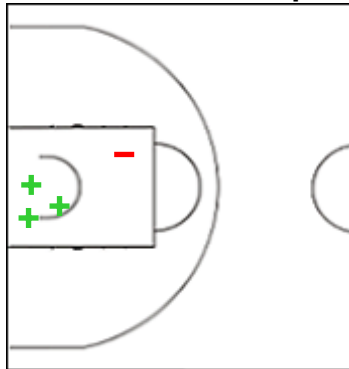
PUR - Puerto Rico

10 LEE Brandon



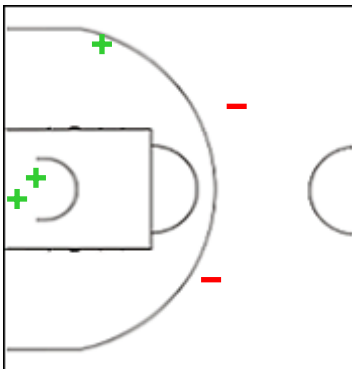
| | M / A | % |
|-------------|-------|----|
| Fied Goals | 4 / 7 | 57 |
| 2 Points | 4 / 6 | 67 |
| 3 Points | 0 / 1 | 0 |
| Free Throws | 5 / 6 | 83 |

11 QUINONES Felipe



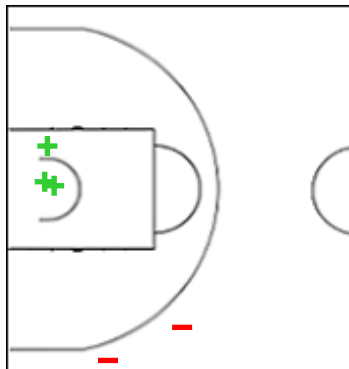
| | M / A | % |
|-------------|-------|----|
| Fied Goals | 3 / 4 | 75 |
| 2 Points | 3 / 4 | 75 |
| 3 Points | 0 / 0 | 0 |
| Free Throws | 0 / 2 | 0 |

12 CANALES CANDELARIO



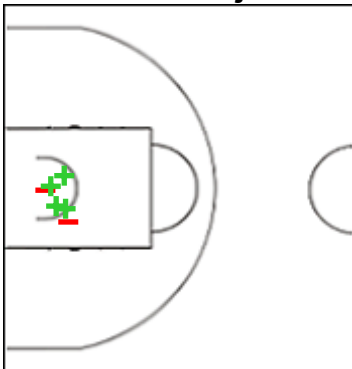
| | M / A | % |
|-------------|-------|-----|
| Fied Goals | 3 / 5 | 60 |
| 2 Points | 3 / 3 | 100 |
| 3 Points | 0 / 2 | 0 |
| Free Throws | 1 / 2 | 50 |

13 GARCIA SOTO Luis Ydiel



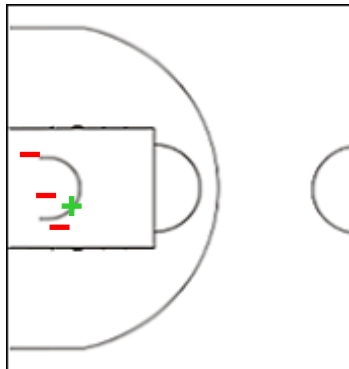
| | M / A | % |
|-------------|-------|-----|
| Fied Goals | 3 / 5 | 60 |
| 2 Points | 3 / 3 | 100 |
| 3 Points | 0 / 2 | 0 |
| Free Throws | 1 / 2 | 50 |

15 AVILES Alejandro



| | M / A | % |
|-------------|-------|----|
| Fied Goals | 4 / 6 | 67 |
| 2 Points | 4 / 6 | 67 |
| 3 Points | 0 / 0 | 0 |
| Free Throws | 4 / 6 | 67 |

20 LOPEZ GUAL Adiel Yosef



| | M / A | % |
|-------------|-------|----|
| Fied Goals | 1 / 4 | 25 |
| 2 Points | 1 / 4 | 25 |
| 3 Points | 0 / 0 | 0 |
| Free Throws | 1 / 2 | 50 |

Shot Chart

JAM 54 vs 102 PUR

(22-28, 12-24, 10-31, 10-19)

Scoring by 5 min intervals:

| | Q1 | | Q2 | | Q3 | | Q4 | |
|------------|----|----|----|----|----|----|----|-----|
| JAM | 8 | 22 | 31 | 34 | 38 | 44 | 50 | 54 |
| PUR | 16 | 28 | 37 | 52 | 69 | 83 | 92 | 102 |

JAM - Jamaica

PUR - Puerto Rico



| | M / A | % |
|--------------------|---------|----|
| Fied Goals | 18 / 62 | 29 |
| 2 Points | 13 / 50 | 26 |
| 3 Points | 5 / 12 | 42 |
| Free Throws | 13 / 17 | 76 |

| % | M / A | |
|----|---------|--------------------|
| 52 | 43 / 82 | Fied Goals |
| 63 | 41 / 65 | 2 Points |
| 12 | 2 / 17 | 3 Points |
| 56 | 14 / 25 | Free Throws |