

Shot Chart

MEX 99 vs 48 ESA

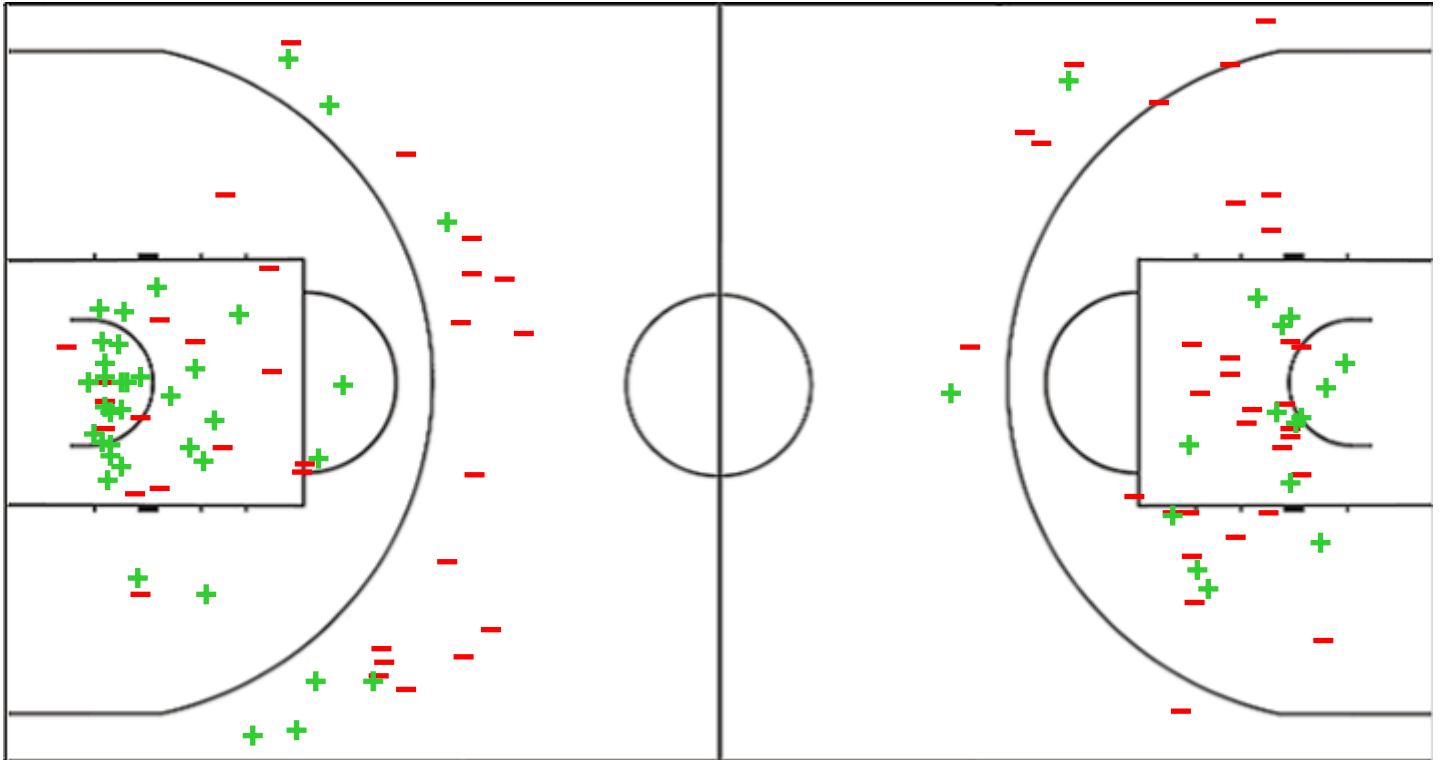
(20-12, 22-11, 20-12, 37-13)

Scoring by 5 min intervals:

	Q1		Q2		Q3		Q4	
MEX	8	20	36	42	57	62	76	99
ESA	8	12	15	23	27	35	44	48

MEX - Mexico

ESA - El Salvador



MEX	M / A	%
Fied Goals	38 / 70	54
2 Points	31 / 48	65
3 Points	7 / 22	32
Free Throws	16 / 26	62

%	M / A	ESA
33	16 / 48	Fied Goals
35	14 / 40	2 Points
25	2 / 8	3 Points
54	14 / 26	Free Throws

Shot Chart

MEX 99 vs 48 ESA

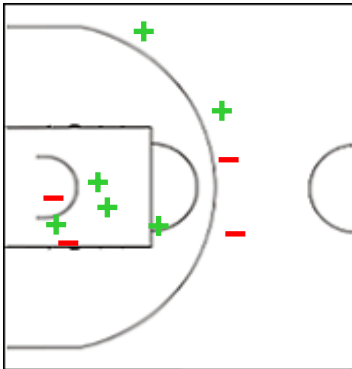
(20-12, 22-11, 20-12, 37-13)

Scoring by 5 min intervals:

	Q1		Q2		Q3		Q4	
MEX	8	20	36	42	57	62	76	99
ESA	8	12	15	23	27	35	44	48

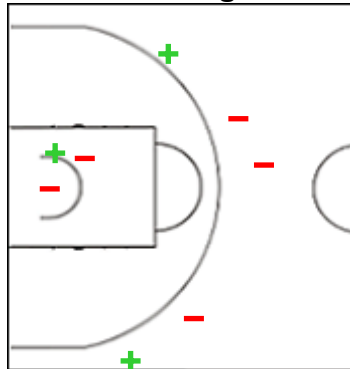
MEX - Mexico

1 GUTIERREZ Zahir



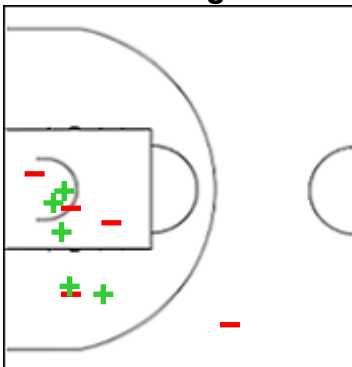
	M / A	%
Fied Goals	6 / 10	60
2 Points	4 / 6	67
3 Points	2 / 4	50
Free Throws	0 / 0	0

3 OCHOA Diego



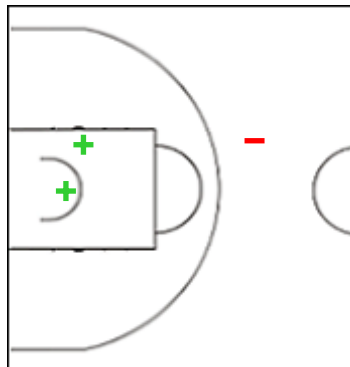
	M / A	%
Fied Goals	3 / 8	38
2 Points	1 / 3	33
3 Points	2 / 5	40
Free Throws	0 / 0	0

4 OCHOA Angel



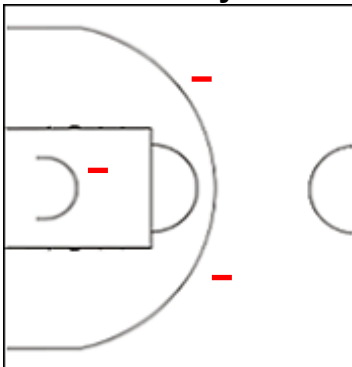
	M / A	%
Fied Goals	5 / 10	50
2 Points	5 / 9	56
3 Points	0 / 1	0
Free Throws	2 / 4	50

5 VELEZ Alfonso



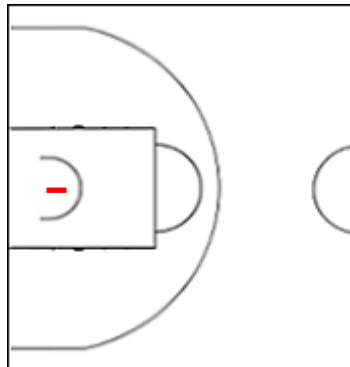
	M / A	%
Fied Goals	2 / 3	67
2 Points	2 / 2	100
3 Points	0 / 1	0
Free Throws	0 / 0	0

6 SEDANO Leyner



	M / A	%
Fied Goals	0 / 3	0
2 Points	0 / 1	0
3 Points	0 / 2	0
Free Throws	1 / 2	50

7 ACERO Adrian



	M / A	%
Fied Goals	0 / 1	0
2 Points	0 / 1	0
3 Points	0 / 0	0
Free Throws	0 / 0	0

Shot Chart

MEX 99 vs 48 ESA

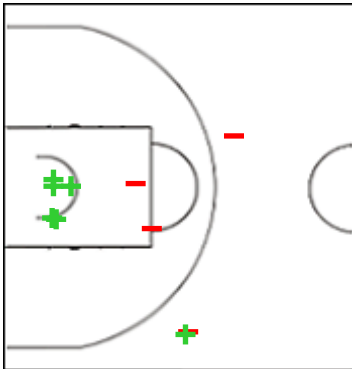
(20-12, 22-11, 20-12, 37-13)

Scoring by 5 min intervals:

	Q1		Q2		Q3		Q4	
MEX	8	20	36	42	57	62	76	99
ESA	8	12	15	23	27	35	44	48

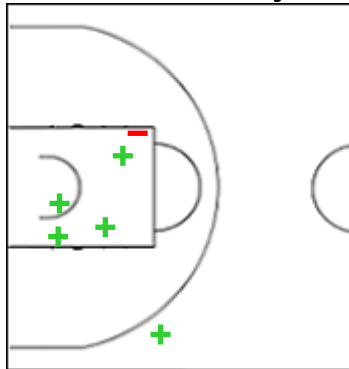
MEX - Mexico

8 CORDERO Ronaldo



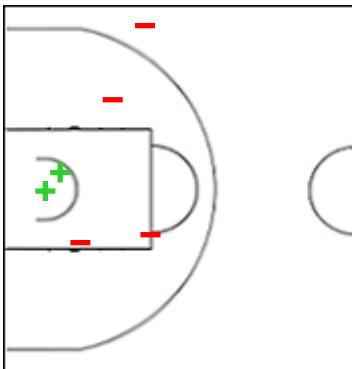
	M / A	%
Fied Goals	6 / 10	60
2 Points	5 / 7	71
3 Points	1 / 3	33
Free Throws	1 / 1	100

10 GUEVARA Alejandro



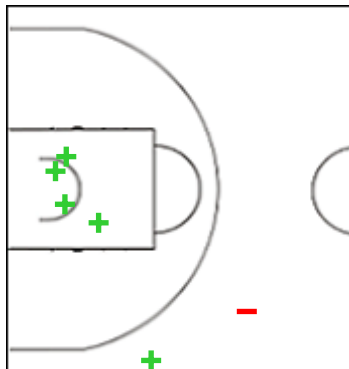
	M / A	%
Fied Goals	5 / 6	83
2 Points	4 / 5	80
3 Points	1 / 1	100
Free Throws	6 / 8	75

11 MEZA Jonathan



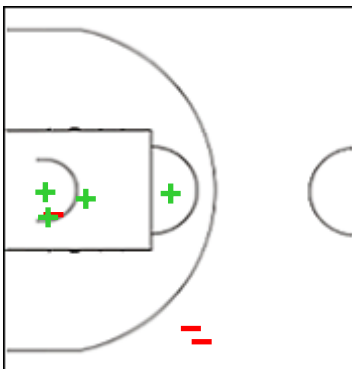
	M / A	%
Fied Goals	2 / 6	33
2 Points	2 / 5	40
3 Points	0 / 1	0
Free Throws	2 / 4	50

15 MUÑOZ Juan



	M / A	%
Fied Goals	5 / 6	83
2 Points	4 / 4	100
3 Points	1 / 2	50
Free Throws	3 / 3	100

21 AGUIRRE Aurelio



	M / A	%
Fied Goals	4 / 7	57
2 Points	4 / 5	80
3 Points	0 / 2	0
Free Throws	0 / 0	0

Shot Chart

MEX 99 vs 48 ESA

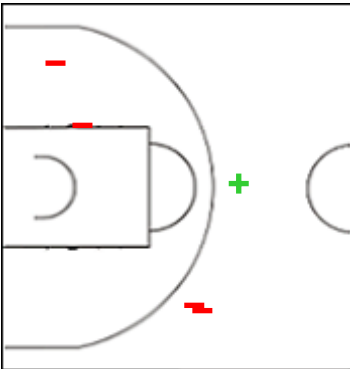
(20-12, 22-11, 20-12, 37-13)

Scoring by 5 min intervals:

	Q1		Q2		Q3		Q4	
MEX	8	20	36	42	57	62	76	99
ESA	8	12	15	23	27	35	44	48

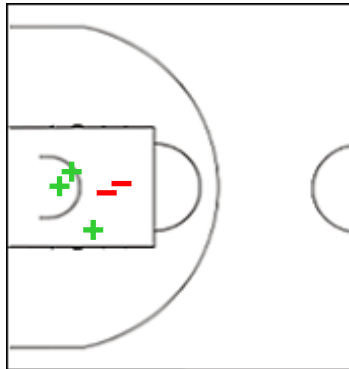
ESA - El Salvador

2 RIOS Nicholas



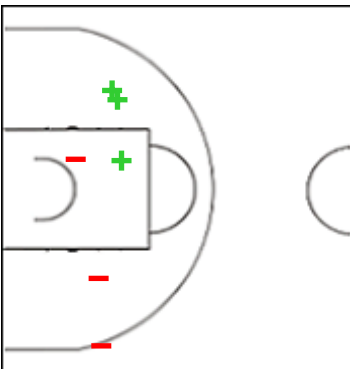
	M / A	%
Fied Goals	1 / 5	20
2 Points	0 / 2	0
3 Points	1 / 3	33
Free Throws	0 / 0	0

5 RODRIGUEZ Erick



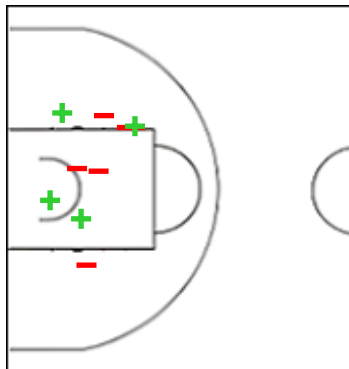
	M / A	%
Fied Goals	3 / 5	60
2 Points	3 / 5	60
3 Points	0 / 0	0
Free Throws	2 / 6	33

6 TOBAR Alfonso



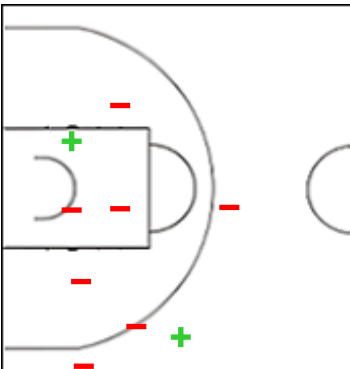
	M / A	%
Fied Goals	3 / 6	50
2 Points	3 / 6	50
3 Points	0 / 0	0
Free Throws	0 / 0	0

7 TOBAR Gabriel



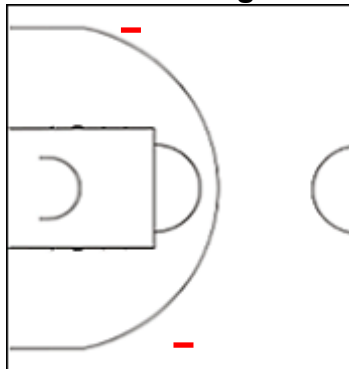
	M / A	%
Fied Goals	4 / 10	40
2 Points	4 / 10	40
3 Points	0 / 0	0
Free Throws	1 / 2	50

9 BENAVIDEZ Frederick



	M / A	%
Fied Goals	2 / 9	22
2 Points	1 / 6	17
3 Points	1 / 3	33
Free Throws	2 / 4	50

14 RIVERA Diego



	M / A	%
Fied Goals	0 / 2	0
2 Points	0 / 0	0
3 Points	0 / 2	0
Free Throws	0 / 0	0

Shot Chart

MEX 99 vs 48 ESA

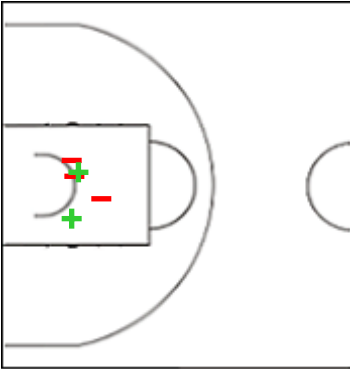
(20-12, 22-11, 20-12, 37-13)

Scoring by 5 min intervals:

	Q1		Q2		Q3		Q4	
MEX	8	20	36	42	57	62	76	99
ESA	8	12	15	23	27	35	44	48

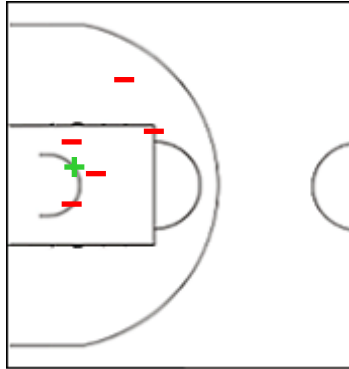
ESA - El Salvador

16 SERRANO Andres



	M / A	%
Fied Goals	2 / 5	40
2 Points	2 / 5	40
3 Points	0 / 0	0
Free Throws	7 / 10	70

26 SIBRIAN Kaeden



	M / A	%
Fied Goals	1 / 6	17
2 Points	1 / 6	17
3 Points	0 / 0	0
Free Throws	2 / 2	100

Shot Chart

MEX 99 vs 48 ESA

(20-12, 22-11, 20-12, 37-13)

Scoring by 5 min intervals:

	Q1		Q2		Q3		Q4	
MEX	8	20	36	42	57	62	76	99
ESA	8	12	15	23	27	35	44	48

MEX - Mexico

ESA - El Salvador



	M / A	%
Fied Goals	38 / 70	54
2 Points	31 / 48	65
3 Points	7 / 22	32
Free Throws	16 / 26	62

%	M / A	
33	16 / 48	Fied Goals
35	14 / 40	2 Points
25	2 / 8	3 Points
54	14 / 26	Free Throws