

## Shot Chart

### JAM 43 vs 76 PAN

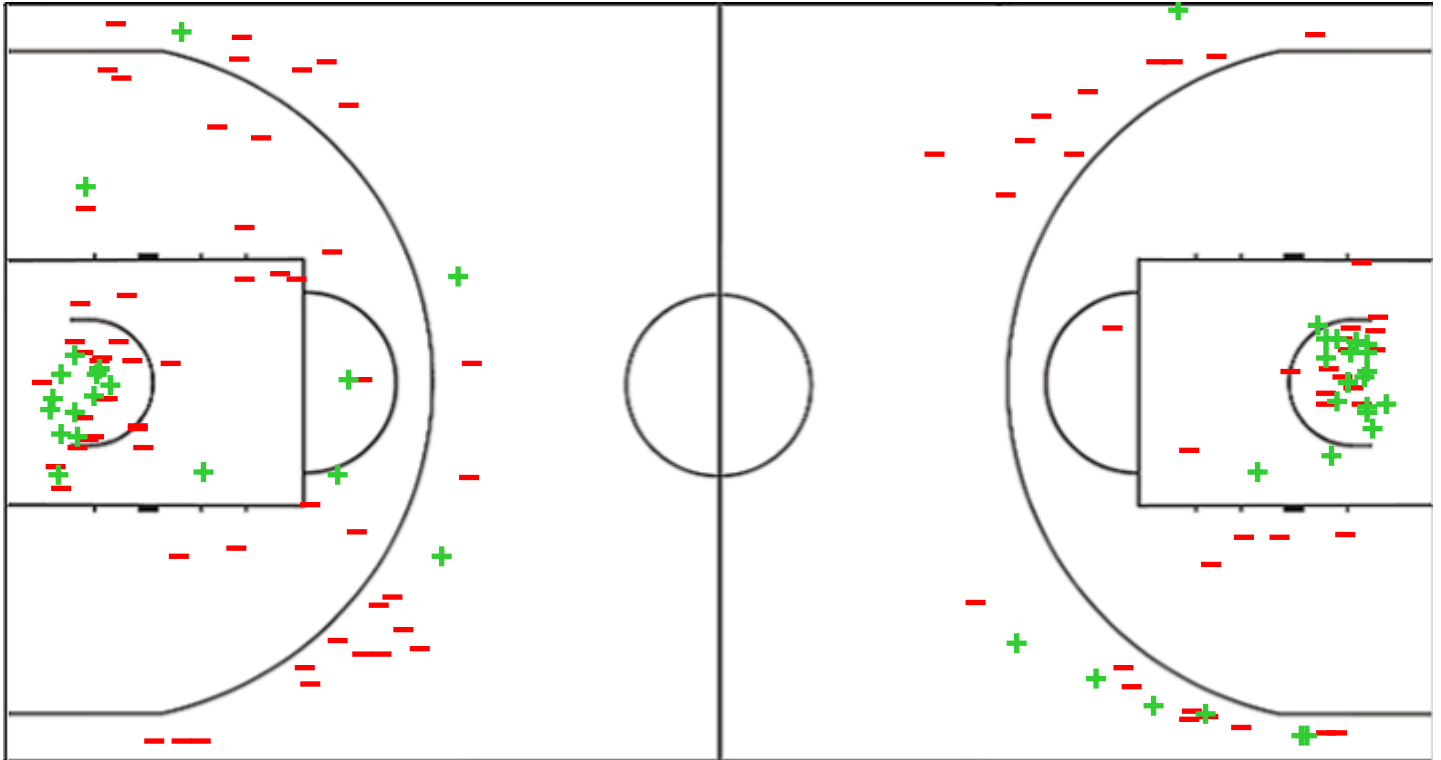
(13-21, 10-17, 14-15, 6-23)

Scoring by 5 min intervals:

	Q1		Q2		Q3		Q4	
<b>JAM</b>	6	13	19	23	31	37	39	43
<b>PAN</b>	7	21	31	38	41	53	62	76

JAM - Jamaica

PAN - Panama



JAM	M / A	%
Fied Goals	19 / 76	25
2 Points	16 / 53	30
3 Points	3 / 23	13
Free Throws	2 / 3	67

PAN	M / A	%
Fied Goals	27 / 66	41
2 Points	20 / 40	50
3 Points	7 / 26	27
Free Throws	15 / 22	68

## Shot Chart

### JAM 43 vs 76 PAN

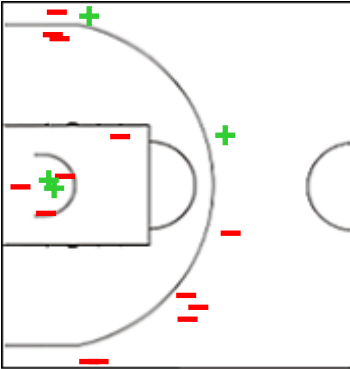
(13-21, 10-17, 14-15, 6-23)

Scoring by 5 min intervals:

	Q1		Q2		Q3		Q4	
<b>JAM</b>	6	13	19	23	31	37	39	43
<b>PAN</b>	7	21	31	38	41	53	62	76

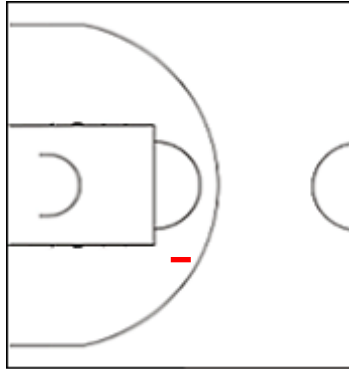
### JAM - Jamaica

#### 2 MCDONALD Marcus



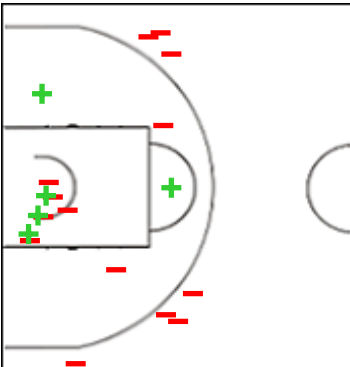
	M / A	%
Fied Goals	4 / 17	24
2 Points	2 / 8	25
3 Points	2 / 9	22
Free Throws	0 / 0	0

#### 3 HAMM Joel



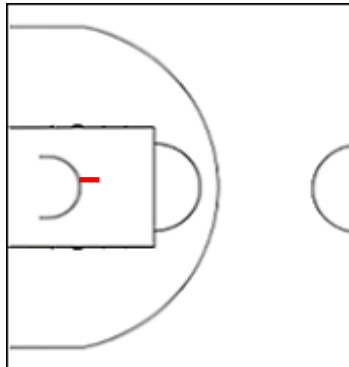
	M / A	%
Fied Goals	0 / 1	0
2 Points	0 / 1	0
3 Points	0 / 0	0
Free Throws	0 / 0	0

#### 4 TORRENCE Ahmad



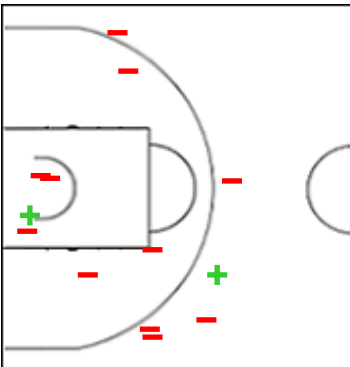
	M / A	%
Fied Goals	5 / 19	26
2 Points	5 / 12	42
3 Points	0 / 7	0
Free Throws	1 / 1	100

#### 6 BECKFORD Jonathan



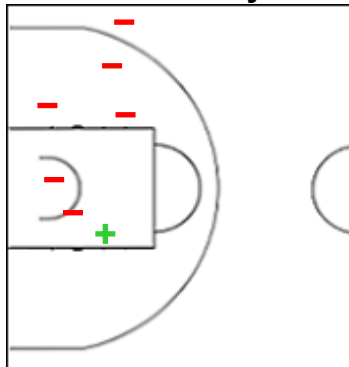
	M / A	%
Fied Goals	0 / 1	0
2 Points	0 / 1	0
3 Points	0 / 0	0
Free Throws	0 / 0	0

#### 11 MCDONALD Triston



	M / A	%
Fied Goals	2 / 13	15
2 Points	1 / 7	14
3 Points	1 / 6	17
Free Throws	0 / 0	0

#### 18 MCCALLA Kyro



	M / A	%
Fied Goals	1 / 7	14
2 Points	1 / 6	17
3 Points	0 / 1	0
Free Throws	0 / 0	0

## Shot Chart

### JAM 43 vs 76 PAN

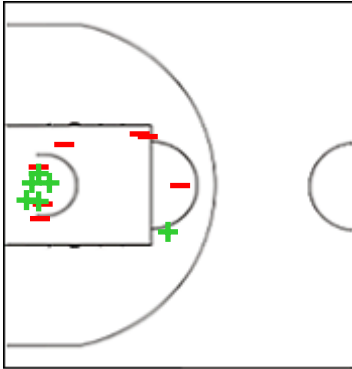
(13-21, 10-17, 14-15, 6-23)

Scoring by 5 min intervals:

	Q1		Q2		Q3		Q4	
<b>JAM</b>	6	13	19	23	31	37	39	43
<b>PAN</b>	7	21	31	38	41	53	62	76

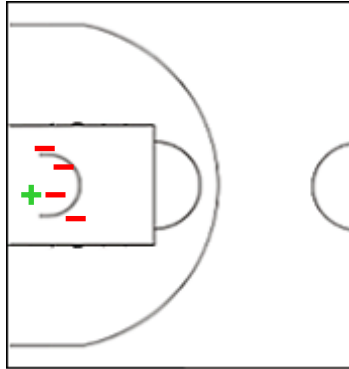
### JAM - Jamaica

#### 23 ELLIOT D'Marley



	M / A	%
<b>Fied Goals</b>	6 / 13	46
<b>2 Points</b>	6 / 13	46
<b>3 Points</b>	0 / 0	0
<b>Free Throws</b>	1 / 2	50

#### 45 DAYE Antoine



	M / A	%
<b>Fied Goals</b>	1 / 5	20
<b>2 Points</b>	1 / 5	20
<b>3 Points</b>	0 / 0	0
<b>Free Throws</b>	0 / 0	0

## Shot Chart

### JAM 43 vs 76 PAN

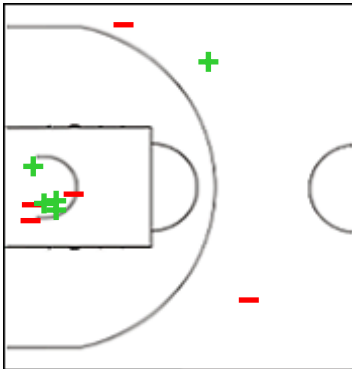
(13-21, 10-17, 14-15, 6-23)

Scoring by 5 min intervals:

	Q1		Q2		Q3		Q4	
<b>JAM</b>	6	13	19	23	31	37	39	43
<b>PAN</b>	7	21	31	38	41	53	62	76

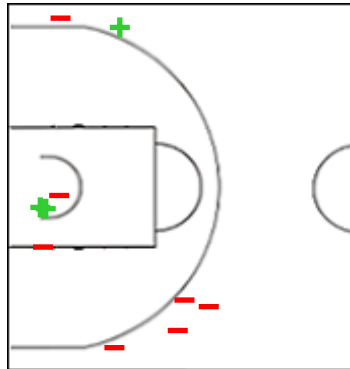
### PAN - Panama

#### 5 MACHORE Daniels



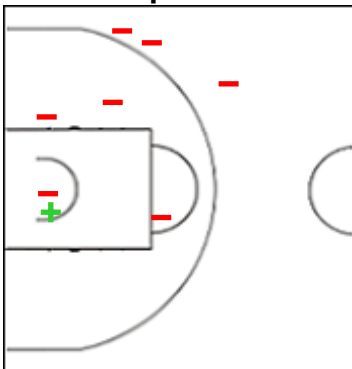
	M / A	%
Fied Goals	5 / 10	50
2 Points	4 / 7	57
3 Points	1 / 3	33
Free Throws	2 / 2	100

#### 6 SAAVEDRA Héctor



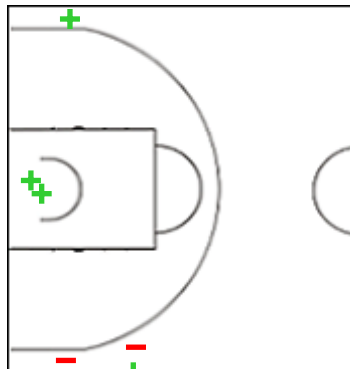
	M / A	%
Fied Goals	3 / 10	30
2 Points	2 / 4	50
3 Points	1 / 6	17
Free Throws	5 / 7	71

#### 7 KELLY peter



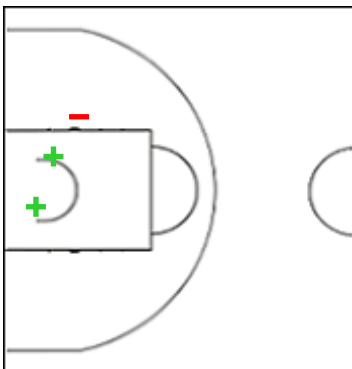
	M / A	%
Fied Goals	1 / 8	13
2 Points	1 / 5	20
3 Points	0 / 3	0
Free Throws	0 / 0	0

#### 11 POYATOS Luis



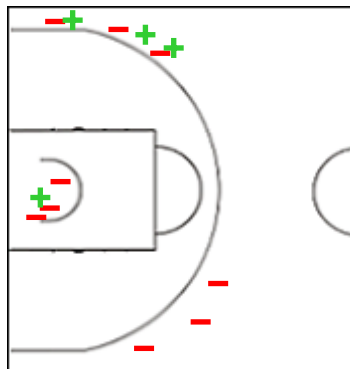
	M / A	%
Fied Goals	4 / 6	67
2 Points	2 / 2	100
3 Points	2 / 4	50
Free Throws	3 / 4	75

#### 14 WRIGHT David



	M / A	%
Fied Goals	2 / 3	67
2 Points	2 / 3	67
3 Points	0 / 0	0
Free Throws	0 / 0	0

#### 21 MC DONALD Lionel



	M / A	%
Fied Goals	4 / 13	31
2 Points	1 / 4	25
3 Points	3 / 9	33
Free Throws	2 / 3	67

## Shot Chart

### JAM 43 vs 76 PAN

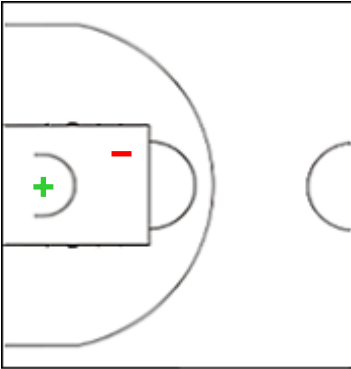
(13-21, 10-17, 14-15, 6-23)

Scoring by 5 min intervals:

	Q1		Q2		Q3		Q4	
<b>JAM</b>	6	13	19	23	31	37	39	43
<b>PAN</b>	7	21	31	38	41	53	62	76

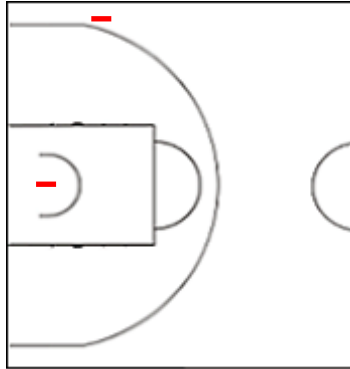
### PAN - Panama

#### 22 CARDENAS Eric



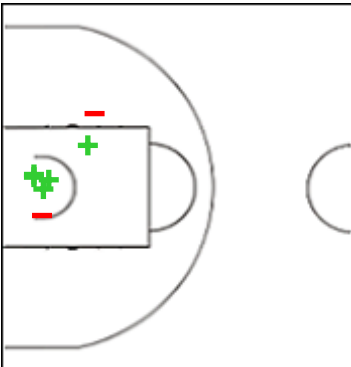
	M / A	%
Fied Goals	1 / 2	50
2 Points	1 / 2	50
3 Points	0 / 0	0
Free Throws	0 / 0	0

#### 32 SAMANIEGO Hector



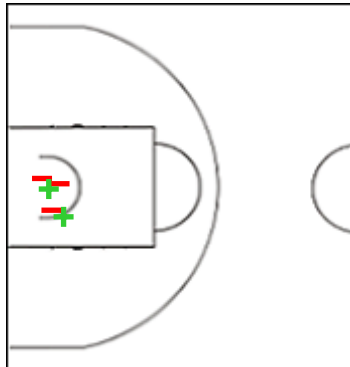
	M / A	%
Fied Goals	0 / 2	0
2 Points	0 / 1	0
3 Points	0 / 1	0
Free Throws	0 / 0	0

#### 34 WRIGHT Isaac



	M / A	%
Fied Goals	5 / 7	71
2 Points	5 / 7	71
3 Points	0 / 0	0
Free Throws	2 / 2	100

#### 65 ROBERTS Earl



	M / A	%
Fied Goals	2 / 5	40
2 Points	2 / 5	40
3 Points	0 / 0	0
Free Throws	1 / 4	25

## Shot Chart

### JAM 43 vs 76 PAN

(13-21, 10-17, 14-15, 6-23)

Scoring by 5 min intervals:

	Q1		Q2		Q3		Q4	
<b>JAM</b>	6	13	19	23	31	37	39	43
<b>PAN</b>	7	21	31	38	41	53	62	76

JAM - Jamaica

PAN - Panama



	M / A	%
<b>Fied Goals</b>	19 / 76	25
<b>2 Points</b>	16 / 53	30
<b>3 Points</b>	3 / 23	13
<b>Free Throws</b>	2 / 3	67

%	M / A	
41	27 / 66	<b>Fied Goals</b>
50	20 / 40	<b>2 Points</b>
27	7 / 26	<b>3 Points</b>
68	15 / 22	<b>Free Throws</b>