

Shot Chart

BIZ 60 vs 91 PUR

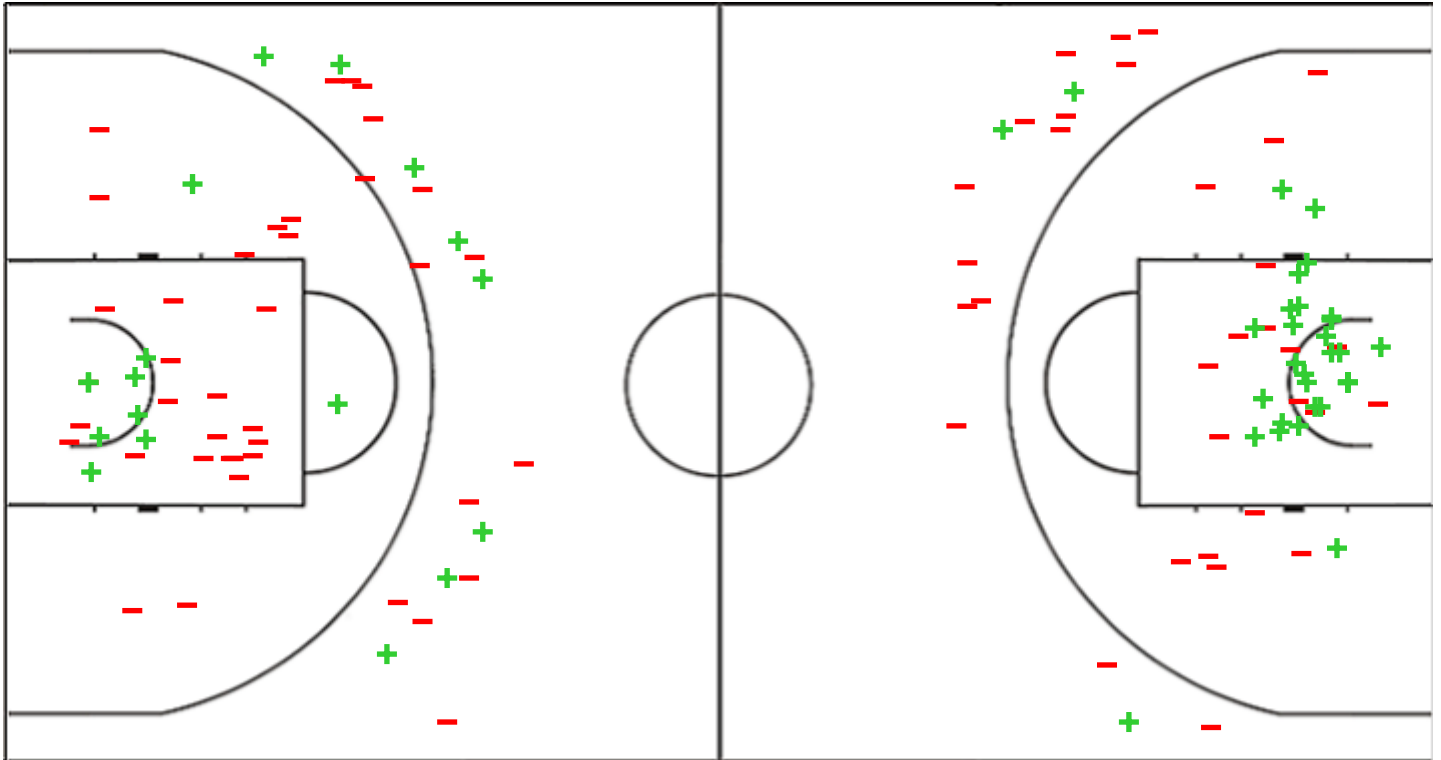
(16-23, 16-23, 10-30, 18-15)

Scoring by 5 min intervals:

	Q1		Q2		Q3		Q4	
BIZ	7	16	23	32	39	42	48	60
PUR	12	23	35	46	59	76	84	91

BIZ - Belize

PUR - Puerto Rico



BIZ	M / A	%
Fied Goals	18 / 58	31
2 Points	10 / 36	28
3 Points	8 / 22	36
Free Throws	16 / 26	62

%	M / A	PUR
52	35 / 67	Fied Goals
64	32 / 50	2 Points
18	3 / 17	3 Points
64	18 / 28	Free Throws

Shot Chart

BIZ 60 vs 91 PUR

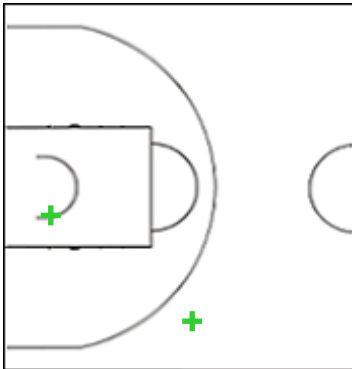
(16-23, 16-23, 10-30, 18-15)

Scoring by 5 min intervals:

	Q1		Q2		Q3		Q4	
BIZ	7	16	23	32	39	42	48	60
PUR	12	23	35	46	59	76	84	91

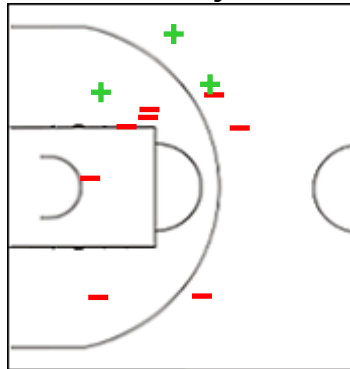
BIZ - Belize

0 OROSCO Jason



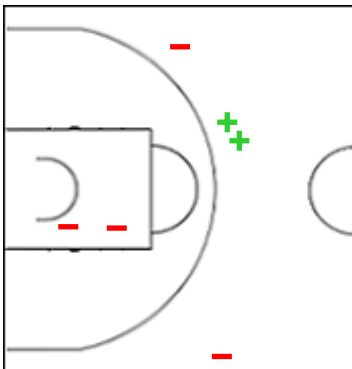
	M / A	%
Fied Goals	2 / 2	100
2 Points	1 / 1	100
3 Points	1 / 1	100
Free Throws	2 / 4	50

1 FAVELA Elijah



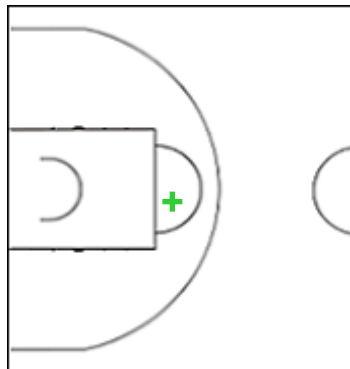
	M / A	%
Fied Goals	3 / 11	27
2 Points	1 / 6	17
3 Points	2 / 5	40
Free Throws	2 / 2	100

2 CACERES Michael



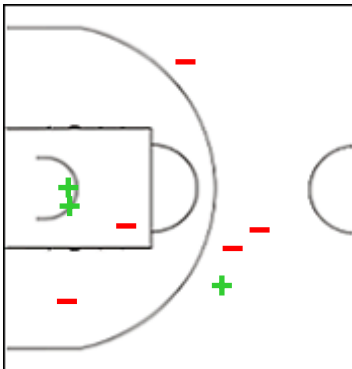
	M / A	%
Fied Goals	2 / 6	33
2 Points	0 / 2	0
3 Points	2 / 4	50
Free Throws	1 / 2	50

3 MUSA Daniel



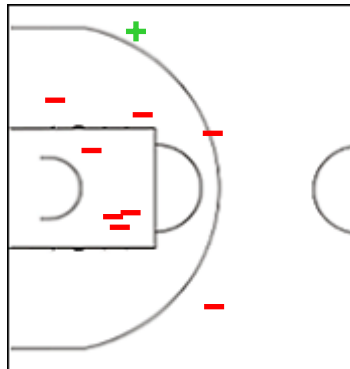
	M / A	%
Fied Goals	1 / 1	100
2 Points	1 / 1	100
3 Points	0 / 0	0
Free Throws	0 / 0	0

4 DAWSON Wilford



	M / A	%
Fied Goals	3 / 8	38
2 Points	2 / 4	50
3 Points	1 / 4	25
Free Throws	0 / 0	0

5 MOODY Devin



	M / A	%
Fied Goals	1 / 9	11
2 Points	0 / 6	0
3 Points	1 / 3	33
Free Throws	0 / 0	0

Shot Chart

BIZ 60 vs 91 PUR

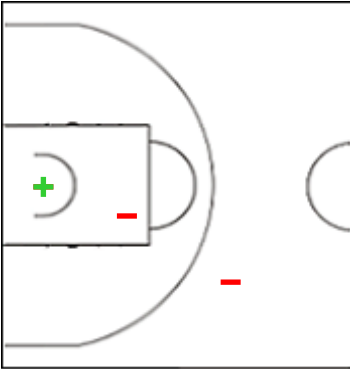
(16-23, 16-23, 10-30, 18-15)

Scoring by 5 min intervals:

	Q1		Q2		Q3		Q4	
BIZ	7	16	23	32	39	42	48	60
PUR	12	23	35	46	59	76	84	91

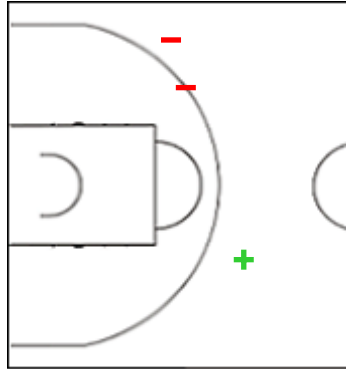
BIZ - Belize

7 PARHAM Ian



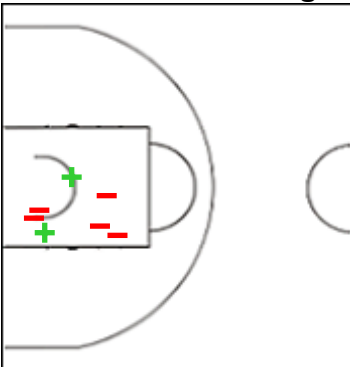
	M / A	%
Fied Goals	1 / 4	25
2 Points	1 / 3	33
3 Points	0 / 1	0
Free Throws	1 / 2	50

9 FLOWERS Meshach



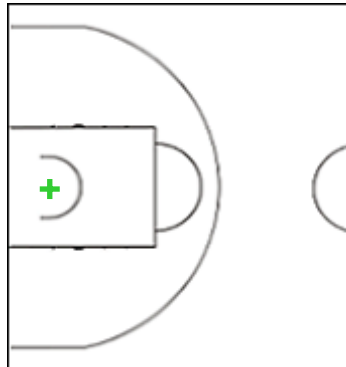
	M / A	%
Fied Goals	1 / 3	33
2 Points	0 / 0	0
3 Points	1 / 3	33
Free Throws	0 / 0	0

10 DAWSON Tevaughn



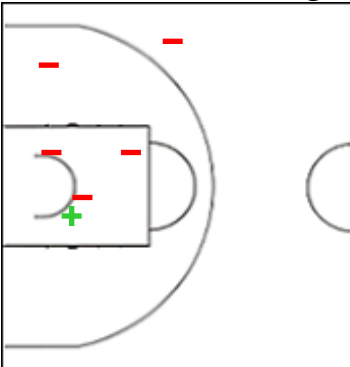
	M / A	%
Fied Goals	2 / 7	29
2 Points	2 / 7	29
3 Points	0 / 0	0
Free Throws	6 / 8	75

12 GARCIA Thomas



	M / A	%
Fied Goals	1 / 1	100
2 Points	1 / 1	100
3 Points	0 / 0	0
Free Throws	0 / 0	0

24 LANGFORD Douglas



	M / A	%
Fied Goals	1 / 6	17
2 Points	1 / 5	20
3 Points	0 / 1	0
Free Throws	4 / 8	50

Shot Chart

BIZ 60 vs 91 PUR

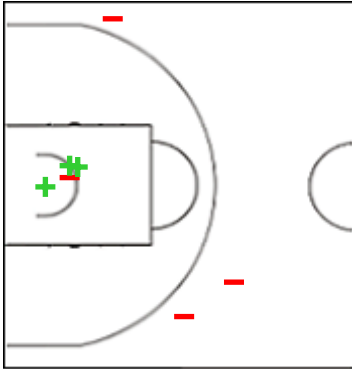
(16-23, 16-23, 10-30, 18-15)

Scoring by 5 min intervals:

	Q1		Q2		Q3		Q4	
BIZ	7	16	23	32	39	42	48	60
PUR	12	23	35	46	59	76	84	91

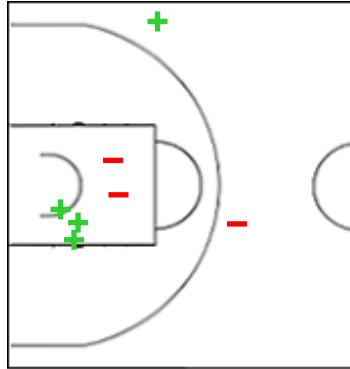
PUR - Puerto Rico

1 LABOY II John Joshue



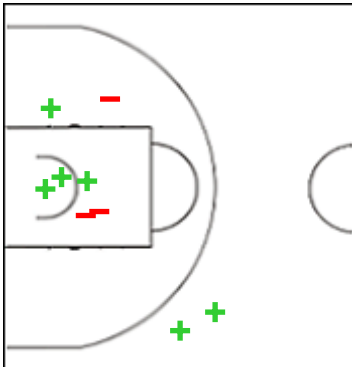
	M / A	%
Fied Goals	3 / 7	43
2 Points	3 / 4	75
3 Points	0 / 3	0
Free Throws	1 / 2	50

5 TORRES Chalier



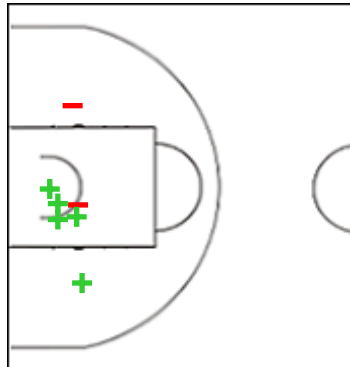
	M / A	%
Fied Goals	4 / 7	57
2 Points	3 / 5	60
3 Points	1 / 2	50
Free Throws	1 / 4	25

7 BROWN Isaiah Emanuel



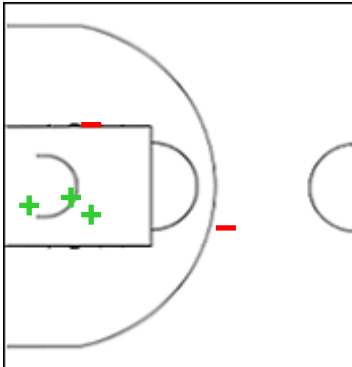
	M / A	%
Fied Goals	6 / 9	67
2 Points	4 / 7	57
3 Points	2 / 2	100
Free Throws	2 / 2	100

8 CASANOVA POU Nicolas



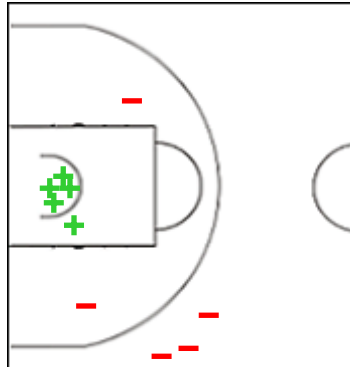
	M / A	%
Fied Goals	5 / 7	71
2 Points	5 / 7	71
3 Points	0 / 0	0
Free Throws	1 / 2	50

9 RONDON RIVERA Yamil



	M / A	%
Fied Goals	3 / 5	60
2 Points	3 / 4	75
3 Points	0 / 1	0
Free Throws	1 / 2	50

10 LEE Brandon



	M / A	%
Fied Goals	5 / 10	50
2 Points	5 / 7	71
3 Points	0 / 3	0
Free Throws	1 / 2	50

Shot Chart

BIZ 60 vs 91 PUR

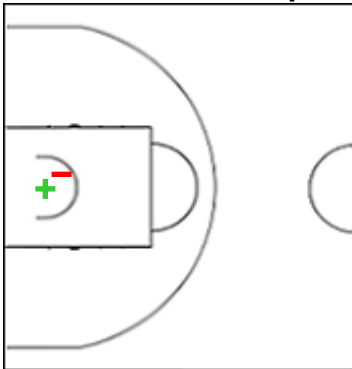
(16-23, 16-23, 10-30, 18-15)

Scoring by 5 min intervals:

	Q1		Q2		Q3		Q4	
BIZ	7	16	23	32	39	42	48	60
PUR	12	23	35	46	59	76	84	91

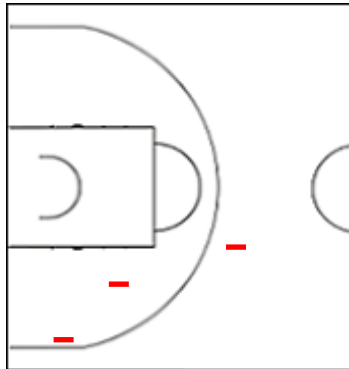
PUR - Puerto Rico

11 QUINONES Felipe



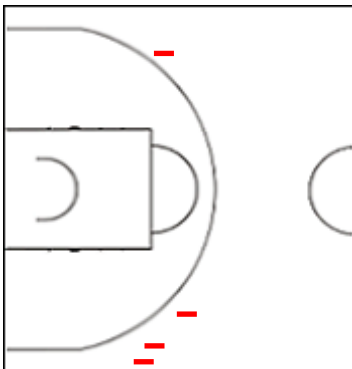
	M / A	%
Fied Goals	1 / 2	50
2 Points	1 / 2	50
3 Points	0 / 0	0
Free Throws	4 / 4	100

12 CANALES CANDELARIO



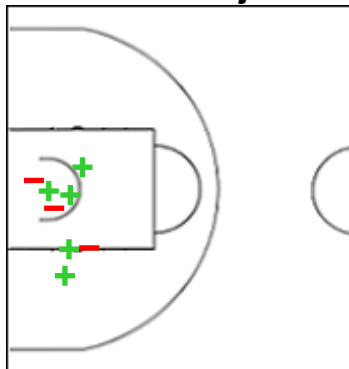
	M / A	%
Fied Goals	0 / 3	0
2 Points	0 / 2	0
3 Points	0 / 1	0
Free Throws	0 / 0	0

13 GARCIA SOTO Luis Ydiel



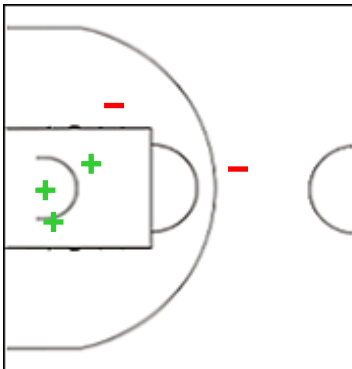
	M / A	%
Fied Goals	0 / 4	0
2 Points	0 / 0	0
3 Points	0 / 4	0
Free Throws	0 / 0	0

15 AVILES Alejandro



	M / A	%
Fied Goals	5 / 8	63
2 Points	5 / 8	63
3 Points	0 / 0	0
Free Throws	0 / 0	0

20 LOPEZ GUAL Adiel Yosef



	M / A	%
Fied Goals	3 / 5	60
2 Points	3 / 4	75
3 Points	0 / 1	0
Free Throws	7 / 10	70

Shot Chart

BIZ 60 vs 91 PUR

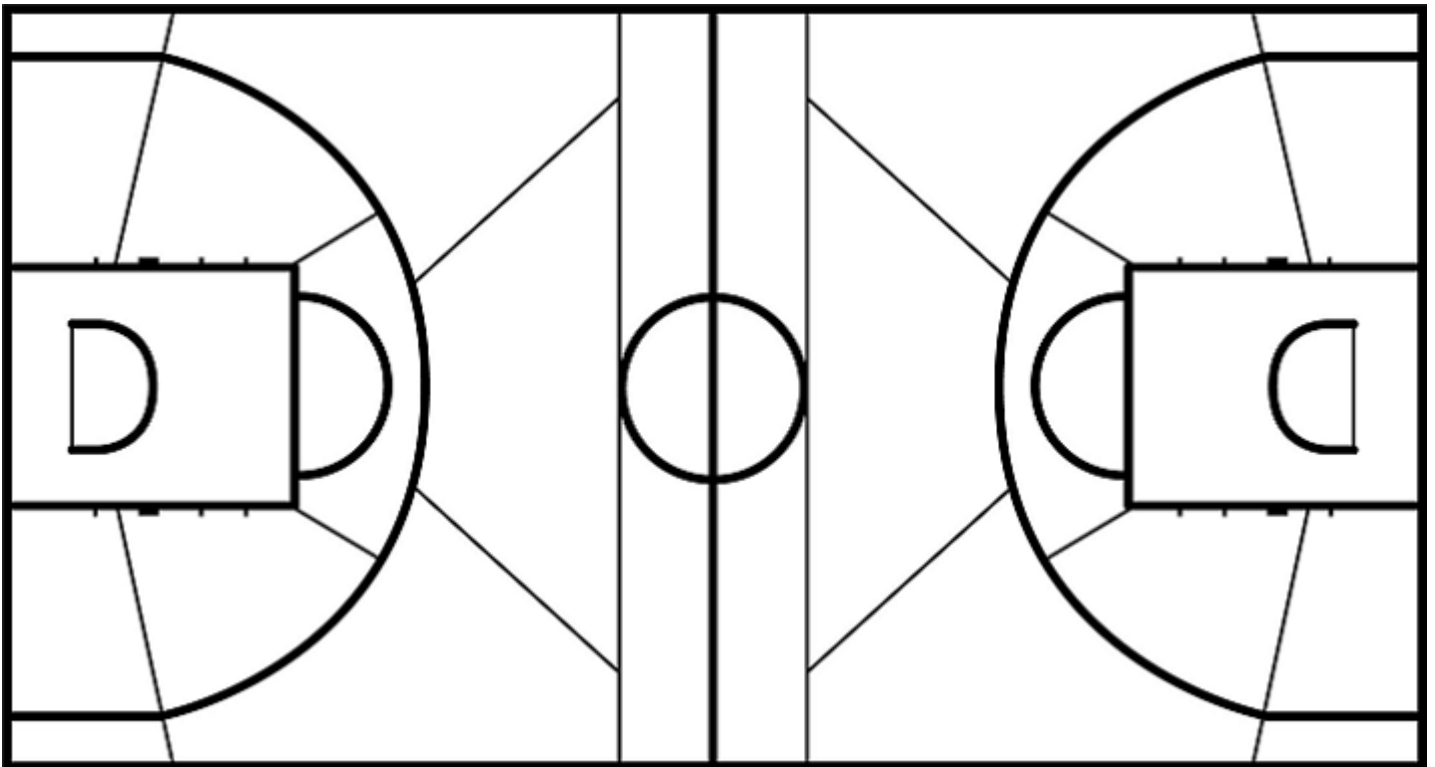
(16-23, 16-23, 10-30, 18-15)

Scoring by 5 min intervals:

	Q1		Q2		Q3		Q4	
BIZ	7	16	23	32	39	42	48	60
PUR	12	23	35	46	59	76	84	91

BIZ - Belize

PUR - Puerto Rico



	M / A	%
Fied Goals	18 / 58	31
2 Points	10 / 36	28
3 Points	8 / 22	36
Free Throws	16 / 26	62

%	M / A	
52	35 / 67	Fied Goals
64	32 / 50	2 Points
18	3 / 17	3 Points
64	18 / 28	Free Throws