

Shot Chart

PAN 83 vs 79 JAM

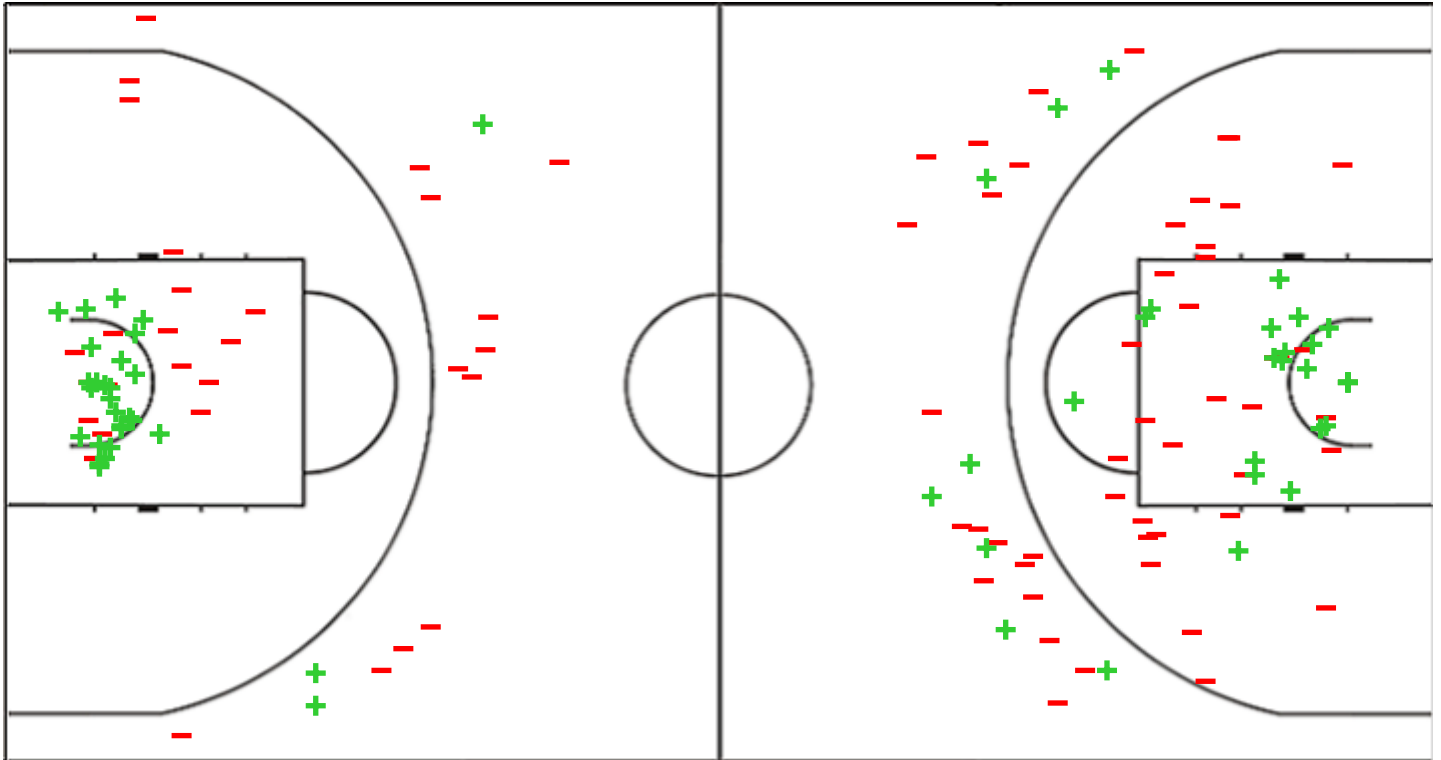
(21-25, 19-22, 17-26, 26-6)

Scoring by 5 min intervals:

	Q1		Q2		Q3		Q4	
PAN	14	21	31	40	46	57	69	83
JAM	6	25	34	47	52	73	77	79

PAN - Panama

JAM - Jamaica



PAN	M / A	%
Fied Goals	29 / 58	50
2 Points	26 / 43	60
3 Points	3 / 15	20
Free Throws	22 / 35	63

%	M / A	JAM
38	31 / 81	Fied Goals
42	23 / 55	2 Points
31	8 / 26	3 Points
56	9 / 16	Free Throws

Shot Chart

PAN 83 vs 79 JAM

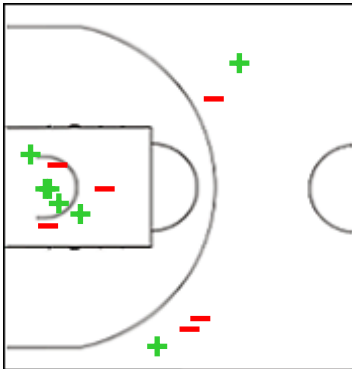
(21-25, 19-22, 17-26, 26-6)

Scoring by 5 min intervals:

	Q1		Q2		Q3		Q4	
PAN	14	21	31	40	46	57	69	83
JAM	6	25	34	47	52	73	77	79

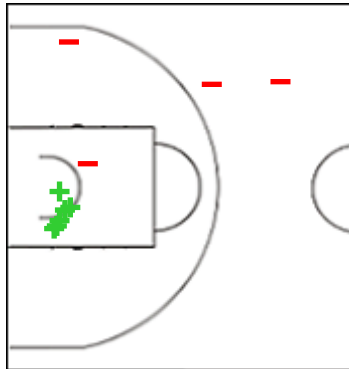
PAN - Panama

5 MACHORE Daniels



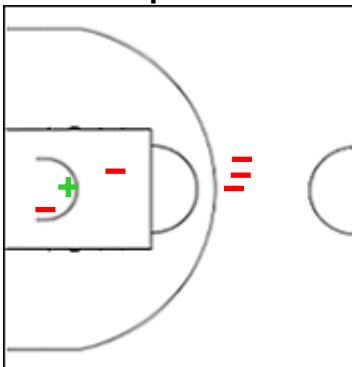
	M / A	%
Fied Goals	7 / 13	54
2 Points	5 / 8	63
3 Points	2 / 5	40
Free Throws	5 / 6	83

6 SAAVEDRA Héctor



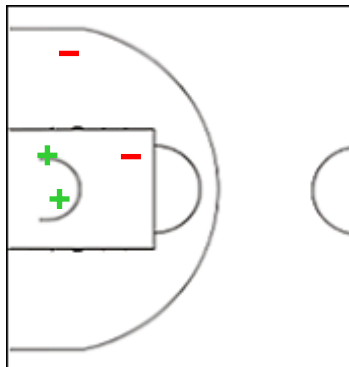
	M / A	%
Fied Goals	6 / 10	60
2 Points	6 / 8	75
3 Points	0 / 2	0
Free Throws	1 / 5	20

7 KELLY peter



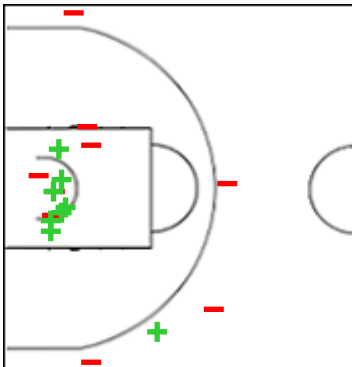
	M / A	%
Fied Goals	1 / 6	17
2 Points	1 / 3	33
3 Points	0 / 3	0
Free Throws	4 / 5	80

11 POYATOS Luis



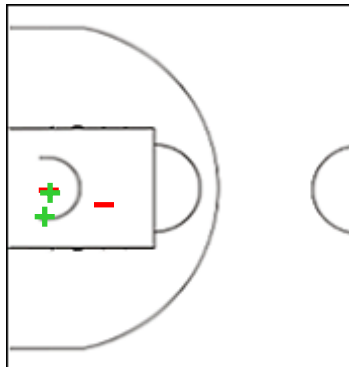
	M / A	%
Fied Goals	2 / 4	50
2 Points	2 / 4	50
3 Points	0 / 0	0
Free Throws	0 / 0	0

21 MC DONALD Lionel



	M / A	%
Fied Goals	8 / 17	47
2 Points	7 / 12	58
3 Points	1 / 5	20
Free Throws	8 / 13	62

34 WRIGHT Isaac



	M / A	%
Fied Goals	2 / 4	50
2 Points	2 / 4	50
3 Points	0 / 0	0
Free Throws	3 / 3	100

Shot Chart

PAN 83 vs 79 JAM

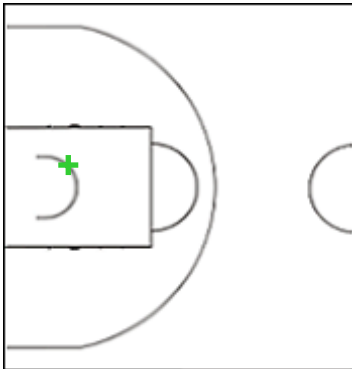
(21-25, 19-22, 17-26, 26-6)

Scoring by 5 min intervals:

	Q1		Q2		Q3		Q4	
PAN	14	21	31	40	46	57	69	83
JAM	6	25	34	47	52	73	77	79

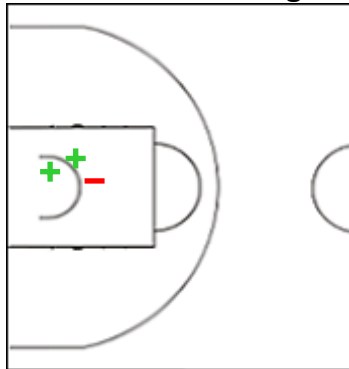
PAN - Panama

65 ROBERTS Earl



	M / A	%
Fied Goals	1 / 1	100
2 Points	1 / 1	100
3 Points	0 / 0	0
Free Throws	1 / 3	33

66 QUINTERO Diego



	M / A	%
Fied Goals	2 / 3	67
2 Points	2 / 3	67
3 Points	0 / 0	0
Free Throws	0 / 0	0

Shot Chart

PAN 83 vs 79 JAM

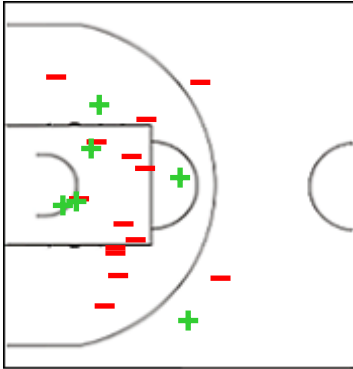
(21-25, 19-22, 17-26, 26-6)

Scoring by 5 min intervals:

	Q1		Q2		Q3		Q4	
PAN	14	21	31	40	46	57	69	83
JAM	6	25	34	47	52	73	77	79

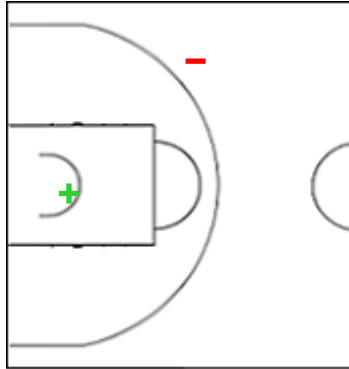
JAM - Jamaica

2 MCDONALD Marcus



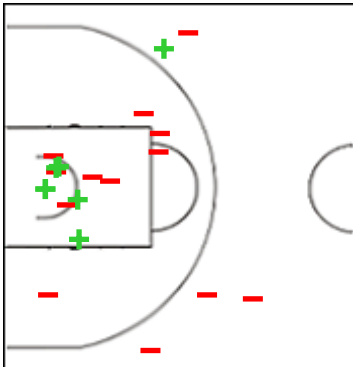
	M / A	%
Fied Goals	6 / 20	30
2 Points	5 / 17	29
3 Points	1 / 3	33
Free Throws	2 / 3	67

3 HAMM Joel



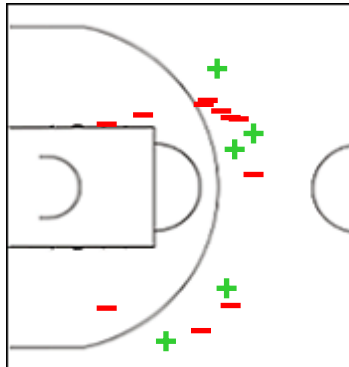
	M / A	%
Fied Goals	1 / 2	50
2 Points	1 / 1	100
3 Points	0 / 1	0
Free Throws	0 / 0	0

4 TORRENCE Ahmad



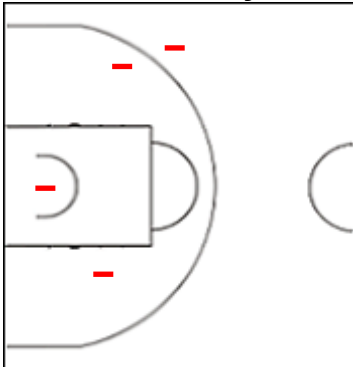
	M / A	%
Fied Goals	7 / 20	35
2 Points	6 / 15	40
3 Points	1 / 5	20
Free Throws	3 / 4	75

11 MCDONALD Triston



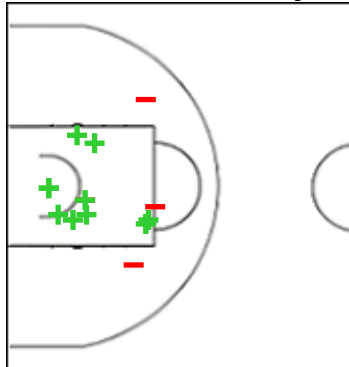
	M / A	%
Fied Goals	5 / 16	31
2 Points	0 / 3	0
3 Points	5 / 13	38
Free Throws	1 / 3	33

18 MCCALLA Kyro



	M / A	%
Fied Goals	0 / 4	0
2 Points	0 / 3	0
3 Points	0 / 1	0
Free Throws	0 / 0	0

23 ELLIOT D'Marley



	M / A	%
Fied Goals	10 / 14	71
2 Points	10 / 14	71
3 Points	0 / 0	0
Free Throws	2 / 2	100

Shot Chart

PAN 83 vs 79 JAM

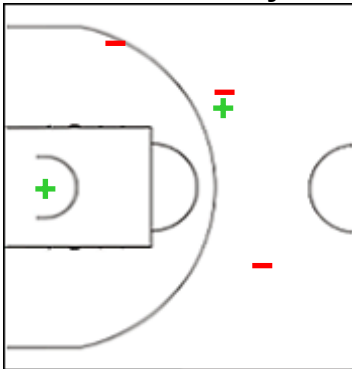
(21-25, 19-22, 17-26, 26-6)

Scoring by 5 min intervals:

	Q1		Q2		Q3		Q4	
PAN	14	21	31	40	46	57	69	83
JAM	6	25	34	47	52	73	77	79

JAM - Jamaica

24 SMITH Zachery



	M / A	%
Fied Goals	2 / 5	40
2 Points	1 / 2	50
3 Points	1 / 3	33
Free Throws	0 / 2	0

Shot Chart

PAN 83 vs 79 JAM

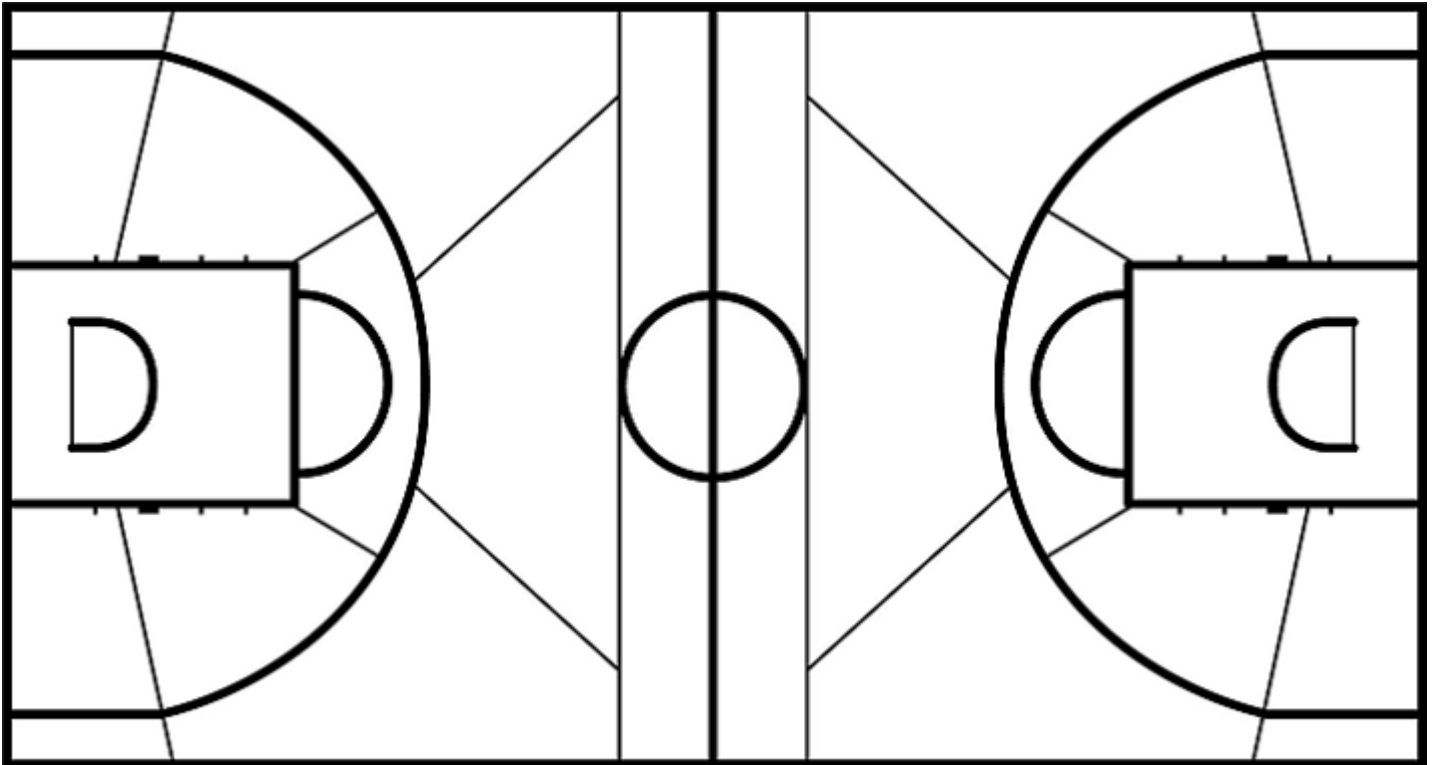
(21-25, 19-22, 17-26, 26-6)

Scoring by 5 min intervals:

	Q1		Q2		Q3		Q4	
PAN	14	21	31	40	46	57	69	83
JAM	6	25	34	47	52	73	77	79

PAN - Panama

JAM - Jamaica



	M / A	%
Fied Goals	29 / 58	50
2 Points	26 / 43	60
3 Points	3 / 15	20
Free Throws	22 / 35	63

%	M / A	
38	31 / 81	Fied Goals
42	23 / 55	2 Points
31	8 / 26	3 Points
56	9 / 16	Free Throws