

## Shot Chart

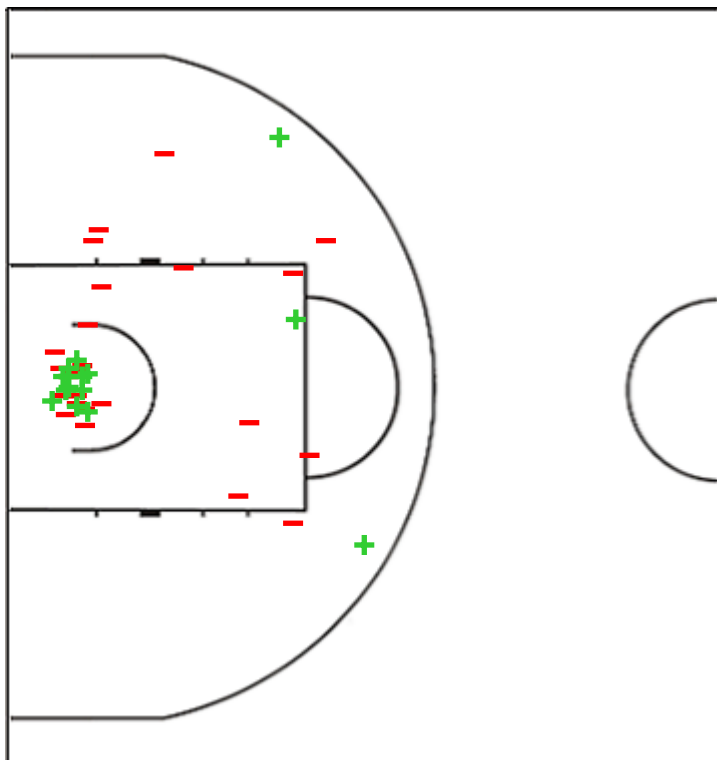
### BBP 51 vs 85 PNC

(12-30, 14-12, 11-26, 14-17)

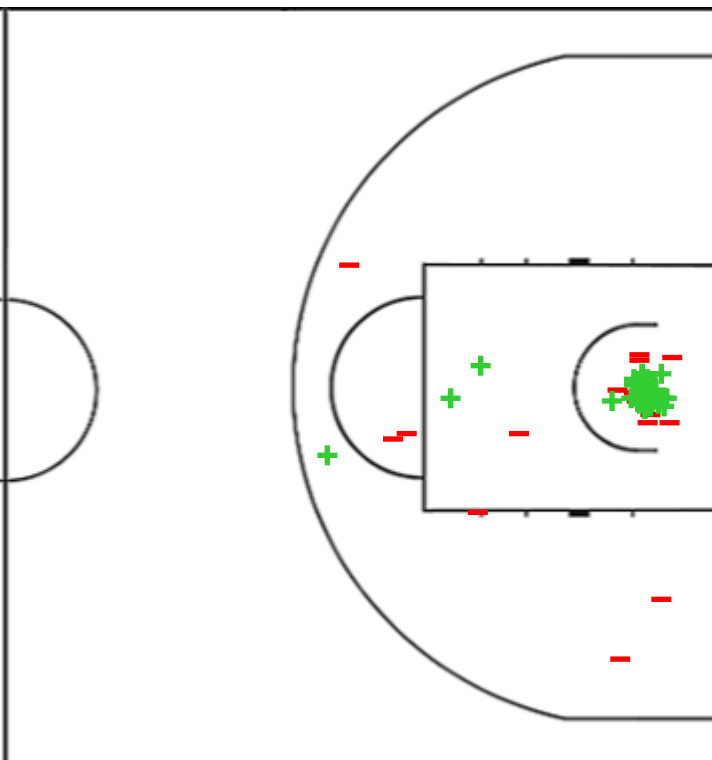
Scoring by 5 min intervals:

	Q1		Q2		Q3		Q4	
<b>BBP</b>	4	12	17	26	30	37	45	51
<b>PNC</b>	22	30	35	42	53	68	76	85

#### BBP - Slávia Banska Bystrica



#### PNC - Piešťanské Cajky



BBP	M / A	%
Fied Goals	19 / 53	36
2 Points	15 / 41	37
3 Points	4 / 12	33
Free Throws	9 / 14	64

%	M / A	PNC
46	36 / 79	Fied Goals
60	32 / 53	2 Points
15	4 / 26	3 Points
90	9 / 10	Free Throws

## Shot Chart

### BBP 51 vs 85 PNC

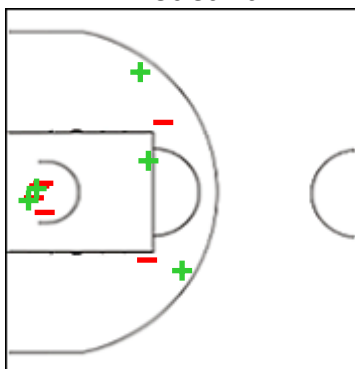
(12-30, 14-12, 11-26, 14-17)

Scoring by 5 min intervals:

	Q1		Q2		Q3		Q4	
<b>BBP</b>	4	12	17	26	30	37	45	51
<b>PNC</b>	22	30	35	42	53	68	76	85

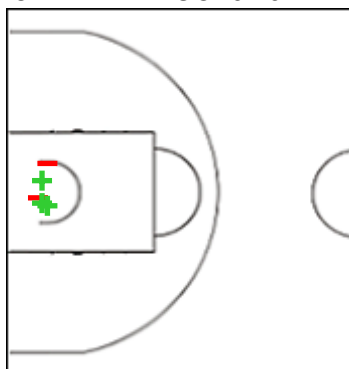
### BBP - Slávia Banska Bystrica

#### 2 ALLEN Jacaira



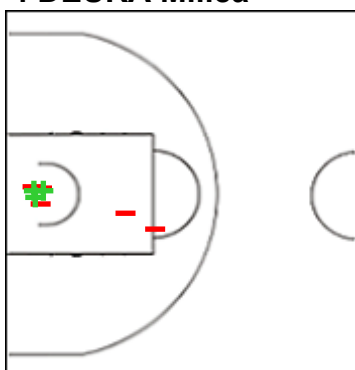
	M / A	%
Fied Goals	6 / 15	40
2 Points	5 / 11	45
3 Points	1 / 4	25
Free Throws	2 / 4	50

#### 3 MANDIC Jovana



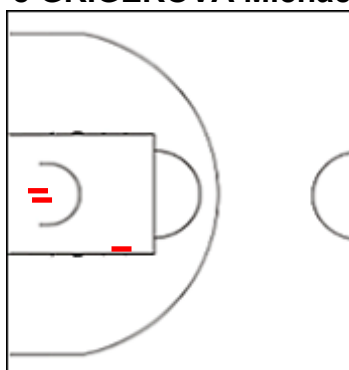
	M / A	%
Fied Goals	4 / 8	50
2 Points	3 / 5	60
3 Points	1 / 3	33
Free Throws	0 / 0	0

#### 4 DEURA Milica



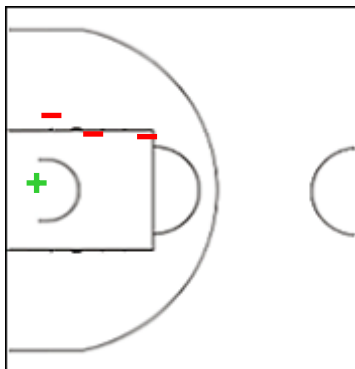
	M / A	%
Fied Goals	5 / 11	45
2 Points	3 / 8	38
3 Points	2 / 3	67
Free Throws	2 / 3	67

#### 8 GRIGEROVA Michaela



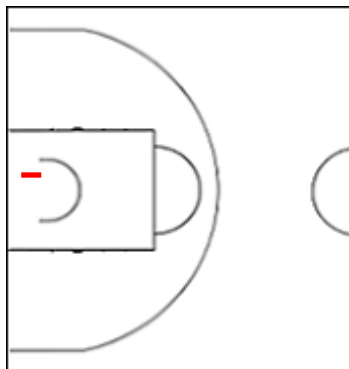
	M / A	%
Fied Goals	0 / 3	0
2 Points	0 / 3	0
3 Points	0 / 0	0
Free Throws	0 / 0	0

#### 11 STRIESOVA Lucia



	M / A	%
Fied Goals	1 / 5	20
2 Points	1 / 4	25
3 Points	0 / 1	0
Free Throws	2 / 2	100

#### 12 VAN DALEN Laura



	M / A	%
Fied Goals	0 / 1	0
2 Points	0 / 1	0
3 Points	0 / 0	0
Free Throws	3 / 4	75

## Shot Chart

### BBP 51 vs 85 PNC

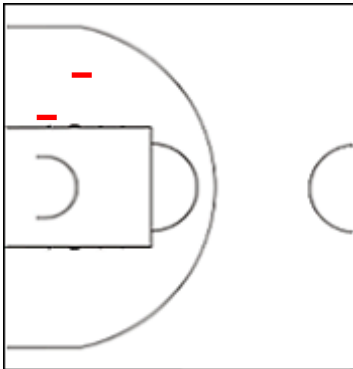
(12-30, 14-12, 11-26, 14-17)

Scoring by 5 min intervals:

	Q1		Q2		Q3		Q4	
<b>BBP</b>	4	12	17	26	30	37	45	51
<b>PNC</b>	22	30	35	42	53	68	76	85

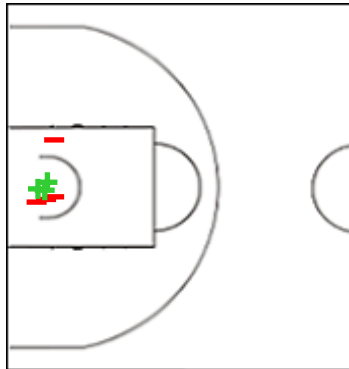
### BBP - Slávia Banska Bystrica

#### 14 HOLIKOVA Erika



	M / A	%
Fied Goals	0 / 2	0
2 Points	0 / 2	0
3 Points	0 / 0	0
Free Throws	0 / 0	0

#### 88 KALIUZHNA Anna



	M / A	%
Fied Goals	3 / 8	38
2 Points	3 / 7	43
3 Points	0 / 1	0
Free Throws	0 / 1	0

## Shot Chart

### BBP 51 vs 85 PNC

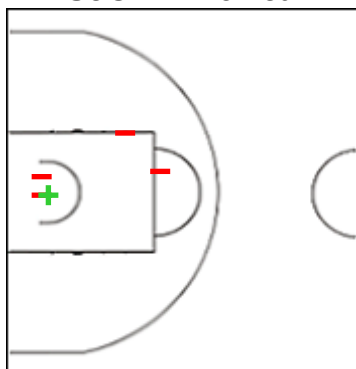
(12-30, 14-12, 11-26, 14-17)

Scoring by 5 min intervals:

	Q1		Q2		Q3		Q4	
<b>BBP</b>	4	12	17	26	30	37	45	51
<b>PNC</b>	22	30	35	42	53	68	76	85

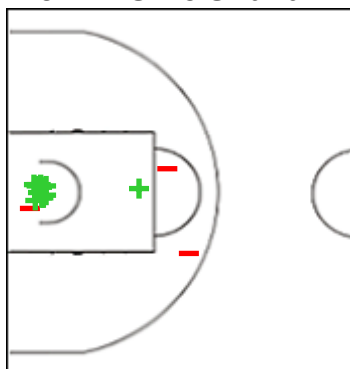
### PNC - Piešťanské Cajky

#### 1 MUJOVIC Bozica



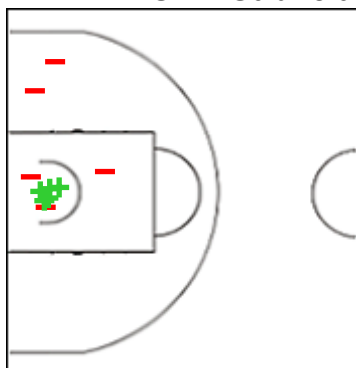
	M / A	%
Fied Goals	2 / 9	22
2 Points	1 / 5	20
3 Points	1 / 4	25
Free Throws	2 / 2	100

#### 2 JAMES Ke'Shunan



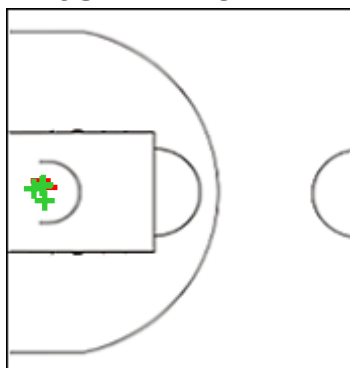
	M / A	%
Fied Goals	12 / 22	55
2 Points	12 / 16	75
3 Points	0 / 6	0
Free Throws	5 / 5	100

#### 4 ANDELOVA Gabriela



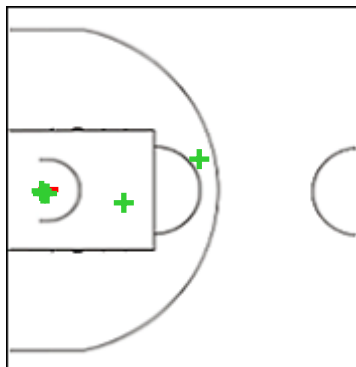
	M / A	%
Fied Goals	7 / 16	44
2 Points	5 / 10	50
3 Points	2 / 6	33
Free Throws	1 / 1	100

#### 12 JURCENKOVA Anna



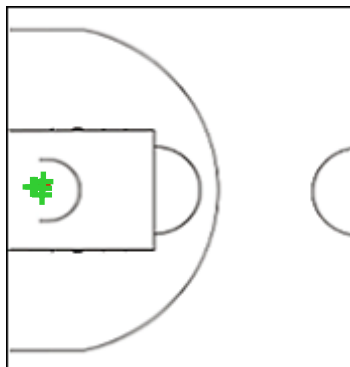
	M / A	%
Fied Goals	4 / 6	67
2 Points	4 / 6	67
3 Points	0 / 0	0
Free Throws	0 / 0	0

#### 16 MORAVCIKOVA Alica



	M / A	%
Fied Goals	5 / 6	83
2 Points	5 / 6	83
3 Points	0 / 0	0
Free Throws	0 / 0	0

#### 21 MANDIC Ana



	M / A	%
Fied Goals	5 / 8	63
2 Points	5 / 6	83
3 Points	0 / 2	0
Free Throws	0 / 0	0

## Shot Chart

### BBP 51 vs 85 PNC

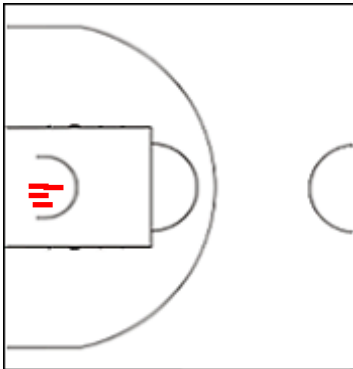
(12-30, 14-12, 11-26, 14-17)

Scoring by 5 min intervals:

	Q1		Q2		Q3		Q4	
<b>BBP</b>	4	12	17	26	30	37	45	51
<b>PNC</b>	22	30	35	42	53	68	76	85

### PNC - Piešťanské Cajky

#### 88 MARTISKOVA Natalia



	M / A	%
<b>Fied Goals</b>	1 / 7	14
<b>2 Points</b>	0 / 4	0
<b>3 Points</b>	1 / 3	33
<b>Free Throws</b>	1 / 2	50

## Shot Chart

### BBP 51 vs 85 PNC

(12-30, 14-12, 11-26, 14-17)

Scoring by 5 min intervals:

	Q1		Q2		Q3		Q4	
<b>BBP</b>	4	12	17	26	30	37	45	51
<b>PNC</b>	22	30	35	42	53	68	76	85

**BBP - Slávia Banska Bystrica**

**PNC - Piešťanské Cajky**



	M / A	%
<b>Fied Goals</b>	19 / 53	36
<b>2 Points</b>	15 / 41	37
<b>3 Points</b>	4 / 12	33
<b>Free Throws</b>	9 / 14	64

%	M / A	
46	36 / 79	<b>Fied Goals</b>
60	32 / 53	<b>2 Points</b>
15	4 / 26	<b>3 Points</b>
90	9 / 10	<b>Free Throws</b>