



# EuroCup Women 2023

Venue: Gymnase Mado Bonnet  
 Game Date: THU 05 JAN 2023  
 Game Time: 20:00

Game No: 14  
 Attendance: 810  
 Game Duration: 01:32

## Shot Chart

### LYON 86 vs 62 VBW

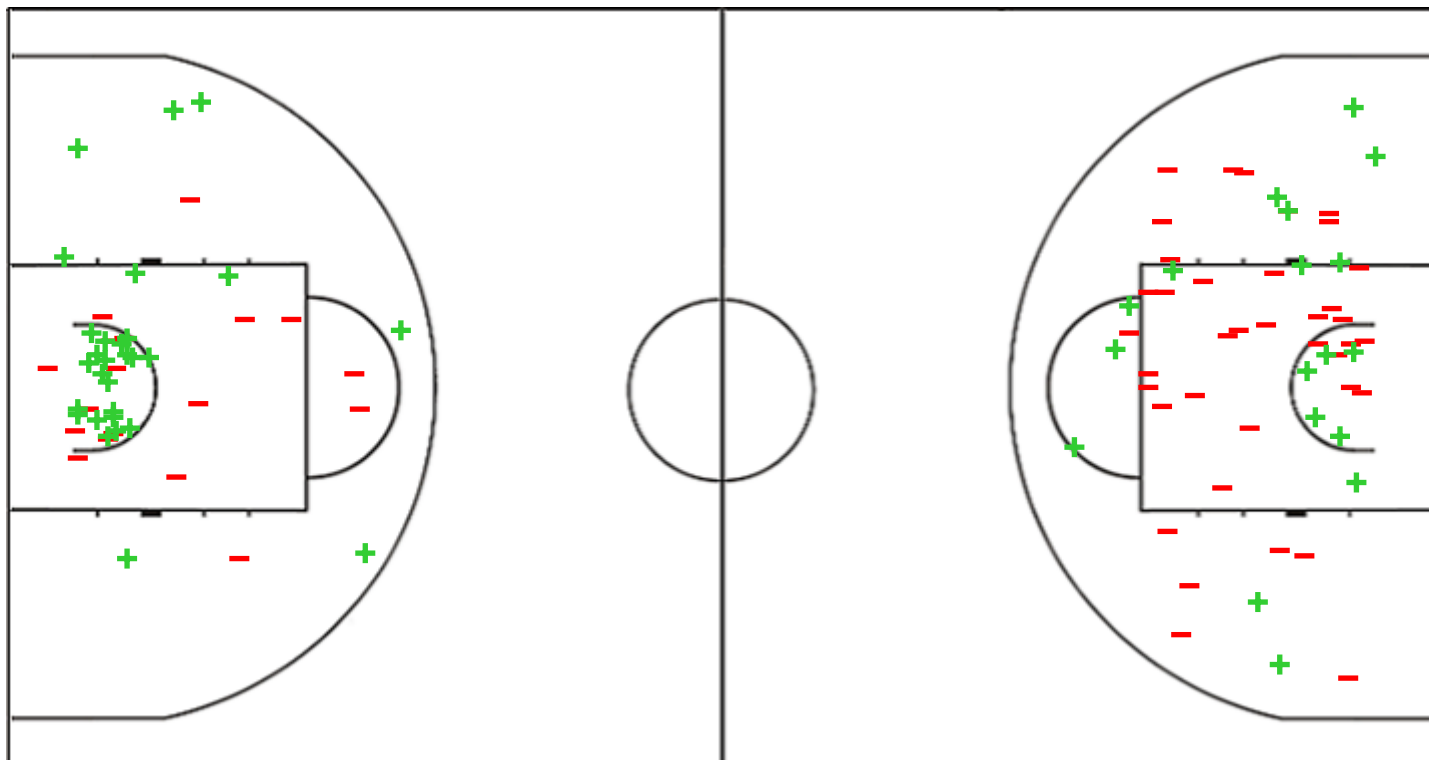
(24-16, 15-15, 31-11, 16-20)

Scoring by 5 min intervals:

|             | Q1 |    | Q2 |    | Q3 |    | Q4 |    |
|-------------|----|----|----|----|----|----|----|----|
| <b>LYON</b> | 15 | 24 | 31 | 39 | 53 | 70 | 82 | 86 |
| <b>VBW</b>  | 6  | 16 | 29 | 31 | 39 | 42 | 52 | 62 |

#### LYON - LDLC ASVEL Feminin

#### VBW - VBW Arka Gdynia



| LYON        | M / A   | %  |
|-------------|---------|----|
| Fied Goals  | 35 / 65 | 54 |
| 2 Points    | 29 / 47 | 62 |
| 3 Points    | 6 / 18  | 33 |
| Free Throws | 10 / 15 | 67 |

| %  | M / A   | VBW         |
|----|---------|-------------|
| 32 | 25 / 77 | Fied Goals  |
| 32 | 18 / 56 | 2 Points    |
| 33 | 7 / 21  | 3 Points    |
| 45 | 5 / 11  | Free Throws |

## Shot Chart

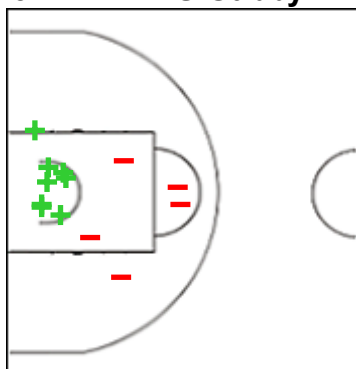
### LYON 86 vs 62 VBW (24-16, 15-15, 31-11, 16-20)

Scoring by 5 min intervals:

|             | Q1 |    | Q2 |    | Q3 |    | Q4 |    |
|-------------|----|----|----|----|----|----|----|----|
| <b>LYON</b> | 15 | 24 | 31 | 39 | 53 | 70 | 82 | 86 |
| <b>VBW</b>  | 6  | 16 | 29 | 31 | 39 | 42 | 52 | 62 |

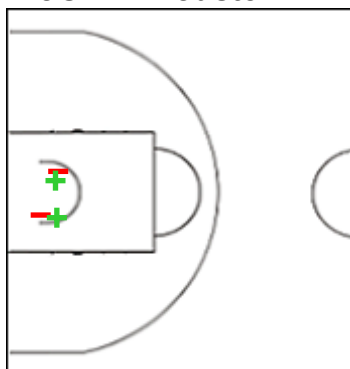
### LYON - LDLC ASVEL Feminin

#### 3 WILLIAMS Gabby



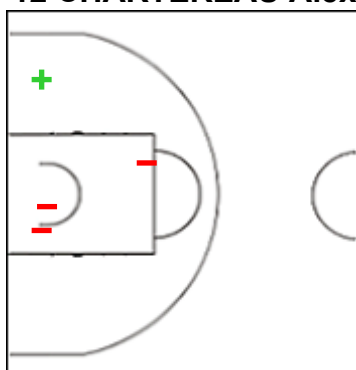
|             | M / A  | %   |
|-------------|--------|-----|
| Fied Goals  | 8 / 13 | 62  |
| 2 Points    | 8 / 13 | 62  |
| 3 Points    | 0 / 0  | 0   |
| Free Throws | 3 / 3  | 100 |

#### 4 JOCYTE Juste



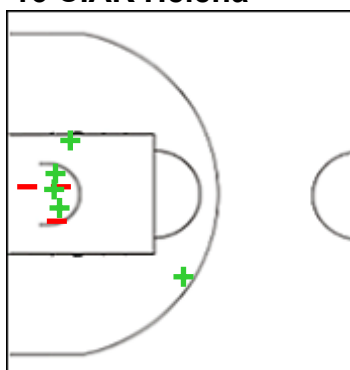
|             | M / A | %  |
|-------------|-------|----|
| Fied Goals  | 2 / 4 | 50 |
| 2 Points    | 2 / 4 | 50 |
| 3 Points    | 0 / 0 | 0  |
| Free Throws | 2 / 3 | 67 |

#### 12 CHARTEREAU Alexia



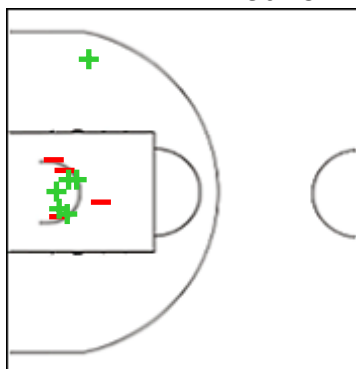
|             | M / A | %  |
|-------------|-------|----|
| Fied Goals  | 2 / 8 | 25 |
| 2 Points    | 1 / 4 | 25 |
| 3 Points    | 1 / 4 | 25 |
| Free Throws | 0 / 0 | 0  |

#### 16 CIAK Helena



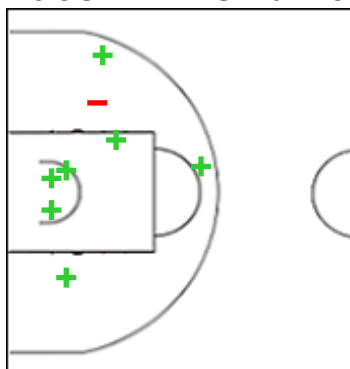
|             | M / A | %  |
|-------------|-------|----|
| Fied Goals  | 5 / 8 | 63 |
| 2 Points    | 5 / 8 | 63 |
| 3 Points    | 0 / 0 | 0  |
| Free Throws | 1 / 2 | 50 |

#### 22 ALLEMAND Julie



|             | M / A  | %   |
|-------------|--------|-----|
| Fied Goals  | 7 / 11 | 64  |
| 2 Points    | 6 / 10 | 60  |
| 3 Points    | 1 / 1  | 100 |
| Free Throws | 1 / 3  | 33  |

#### 23 JOHANNES Marine



|             | M / A   | %  |
|-------------|---------|----|
| Fied Goals  | 11 / 18 | 61 |
| 2 Points    | 7 / 8   | 88 |
| 3 Points    | 4 / 10  | 40 |
| Free Throws | 0 / 0   | 0  |

## Shot Chart

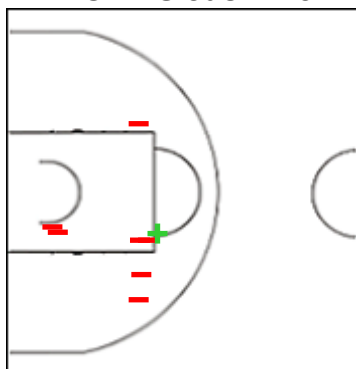
### LYON 86 vs 62 VBW (24-16, 15-15, 31-11, 16-20)

Scoring by 5 min intervals:

|             | Q1 |    | Q2 |    | Q3 |    | Q4 |    |
|-------------|----|----|----|----|----|----|----|----|
| <b>LYON</b> | 15 | 24 | 31 | 39 | 53 | 70 | 82 | 86 |
| <b>VBW</b>  | 6  | 16 | 29 | 31 | 39 | 42 | 52 | 62 |

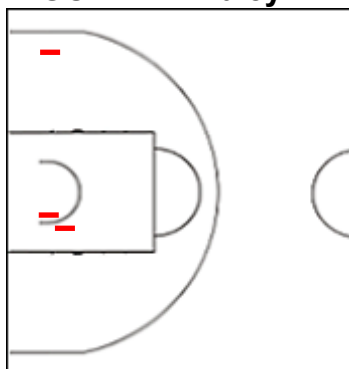
### VBW - VBW Arka Gdynia

#### 1 THOMAS Jasmine



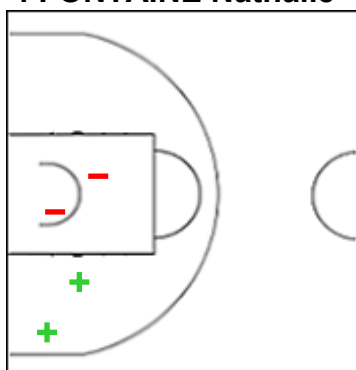
|             | M / A | %  |
|-------------|-------|----|
| Fied Goals  | 1 / 8 | 13 |
| 2 Points    | 1 / 8 | 13 |
| 3 Points    | 0 / 0 | 0  |
| Free Throws | 1 / 2 | 50 |

#### 2 GORECKI Haley



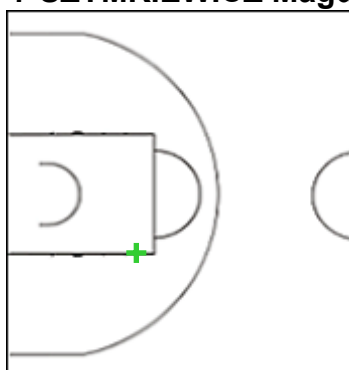
|             | M / A | %  |
|-------------|-------|----|
| Fied Goals  | 2 / 9 | 22 |
| 2 Points    | 0 / 3 | 0  |
| 3 Points    | 2 / 6 | 33 |
| Free Throws | 0 / 2 | 0  |

#### 4 FONTAINE Nathalie



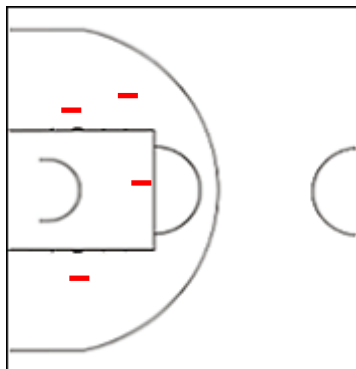
|             | M / A | %  |
|-------------|-------|----|
| Fied Goals  | 3 / 8 | 38 |
| 2 Points    | 2 / 4 | 50 |
| 3 Points    | 1 / 4 | 25 |
| Free Throws | 0 / 0 | 0  |

#### 7 SZYMKIEWICZ Magdalena



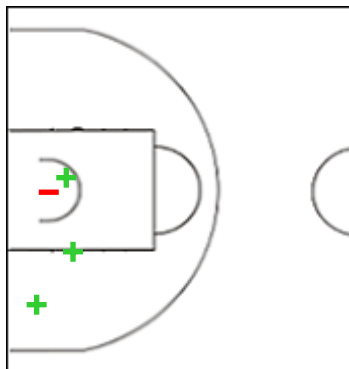
|             | M / A | %   |
|-------------|-------|-----|
| Fied Goals  | 1 / 2 | 50  |
| 2 Points    | 1 / 1 | 100 |
| 3 Points    | 0 / 1 | 0   |
| Free Throws | 0 / 0 | 0   |

#### 9 PODGORNA Kamila



|             | M / A | %  |
|-------------|-------|----|
| Fied Goals  | 0 / 7 | 0  |
| 2 Points    | 0 / 4 | 0  |
| 3 Points    | 0 / 3 | 0  |
| Free Throws | 1 / 2 | 50 |

#### 11 BORKOWSKA Kamila



|             | M / A | %  |
|-------------|-------|----|
| Fied Goals  | 3 / 4 | 75 |
| 2 Points    | 3 / 4 | 75 |
| 3 Points    | 0 / 0 | 0  |
| Free Throws | 0 / 0 | 0  |

## Shot Chart

### LYON 86 vs 62 VBW

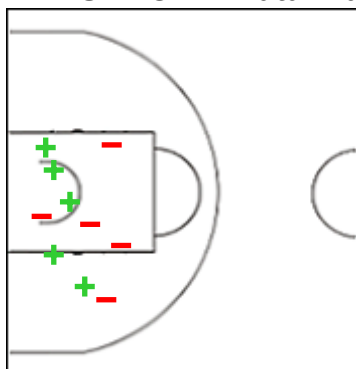
(24-16, 15-15, 31-11, 16-20)

Scoring by 5 min intervals:

|             | Q1 |    | Q2 |    | Q3 |    | Q4 |    |
|-------------|----|----|----|----|----|----|----|----|
| <b>LYON</b> | 15 | 24 | 31 | 39 | 53 | 70 | 82 | 86 |
| <b>VBW</b>  | 6  | 16 | 29 | 31 | 39 | 42 | 52 | 62 |

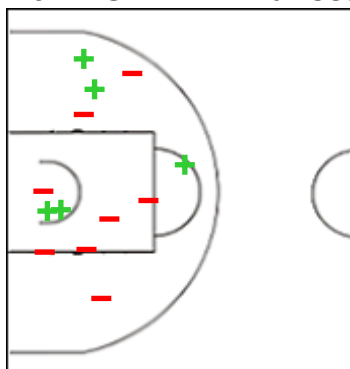
### VBW - VBW Arka Gdynia

#### 22 VUCKOVIC Katarina



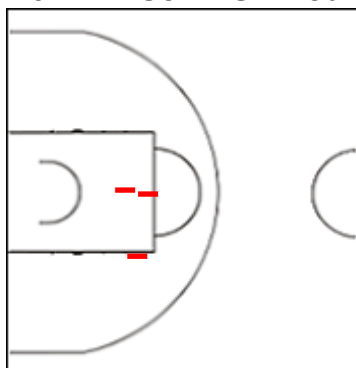
|             | M / A  | %  |
|-------------|--------|----|
| Fied Goals  | 7 / 13 | 54 |
| 2 Points    | 5 / 10 | 50 |
| 3 Points    | 2 / 3  | 67 |
| Free Throws | 0 / 0  | 0  |

#### 23 KASTANEK Marissa



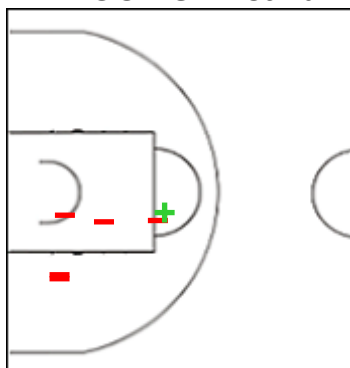
|             | M / A  | %  |
|-------------|--------|----|
| Fied Goals  | 7 / 16 | 44 |
| 2 Points    | 5 / 13 | 38 |
| 3 Points    | 2 / 3  | 67 |
| Free Throws | 3 / 5  | 60 |

#### 43 NIEMOJEWSKA Julia



|             | M / A | % |
|-------------|-------|---|
| Fied Goals  | 0 / 4 | 0 |
| 2 Points    | 0 / 3 | 0 |
| 3 Points    | 0 / 1 | 0 |
| Free Throws | 0 / 0 | 0 |

#### 44 HIGGINS Kristina



|             | M / A | %  |
|-------------|-------|----|
| Fied Goals  | 1 / 6 | 17 |
| 2 Points    | 1 / 6 | 17 |
| 3 Points    | 0 / 0 | 0  |
| Free Throws | 0 / 0 | 0  |

## Shot Chart

### LYON 86 vs 62 VBW

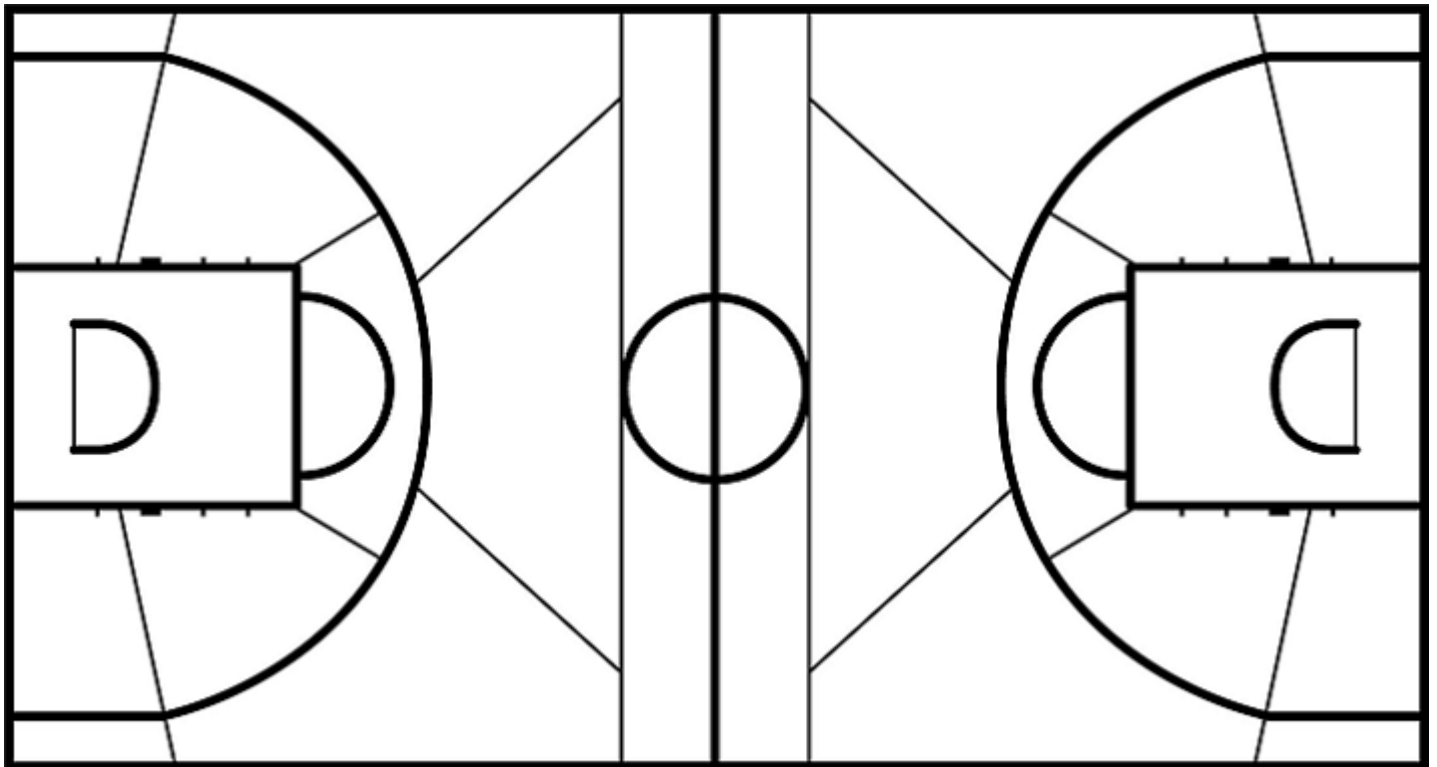
(24-16, 15-15, 31-11, 16-20)

Scoring by 5 min intervals:

|             | Q1 |    | Q2 |    | Q3 |    | Q4 |    |
|-------------|----|----|----|----|----|----|----|----|
| <b>LYON</b> | 15 | 24 | 31 | 39 | 53 | 70 | 82 | 86 |
| <b>VBW</b>  | 6  | 16 | 29 | 31 | 39 | 42 | 52 | 62 |

LYON - LDLC ASVEL Feminin

VBW - VBW Arka Gdynia



|                    | M / A   | %  |
|--------------------|---------|----|
| <b>Fied Goals</b>  | 35 / 65 | 54 |
| <b>2 Points</b>    | 29 / 47 | 62 |
| <b>3 Points</b>    | 6 / 18  | 33 |
| <b>Free Throws</b> | 10 / 15 | 67 |

| %  | M / A   |                    |
|----|---------|--------------------|
| 32 | 25 / 77 | <b>Fied Goals</b>  |
| 32 | 18 / 56 | <b>2 Points</b>    |
| 33 | 7 / 21  | <b>3 Points</b>    |
| 45 | 5 / 11  | <b>Free Throws</b> |