

Shot Chart

ORMAN 71 vs 82 CAS

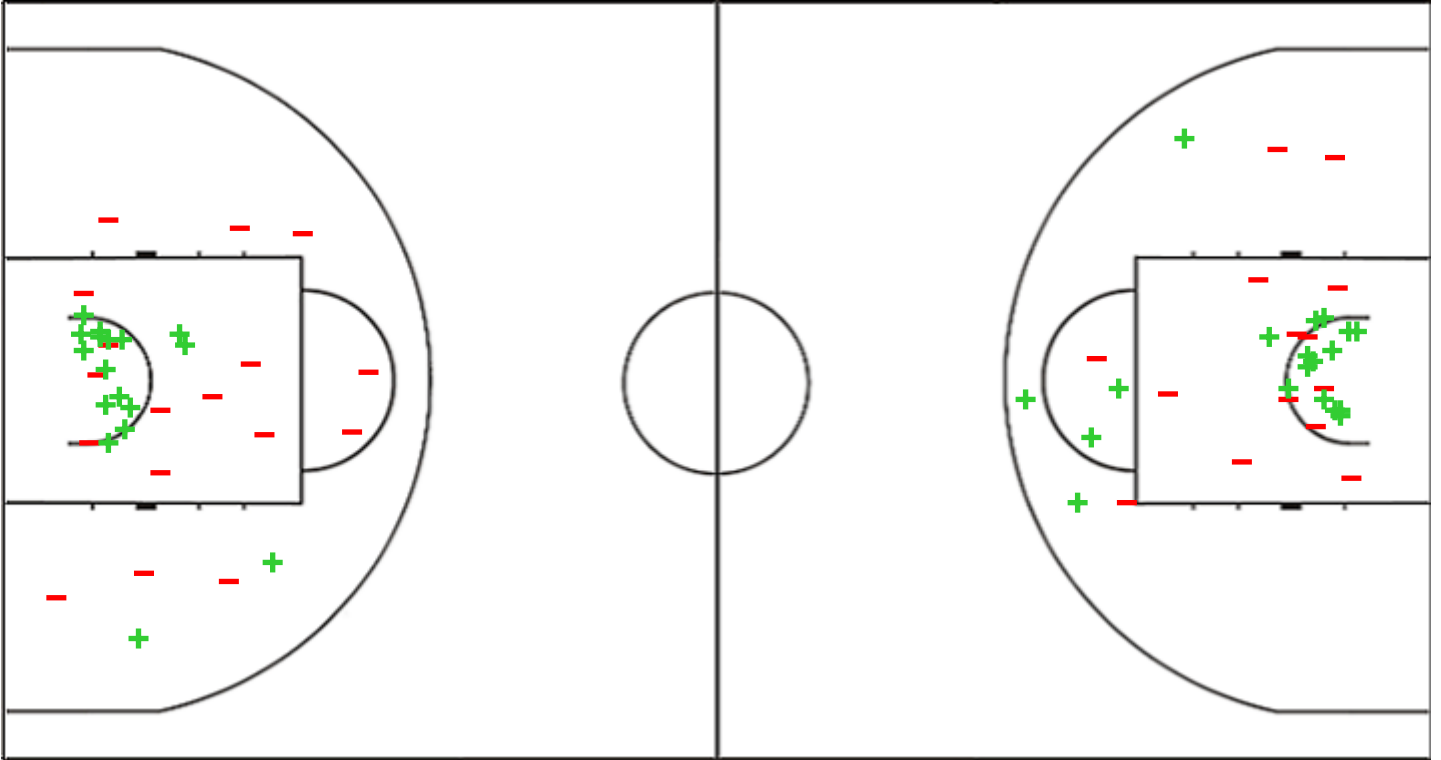
(14-19, 13-20, 20-18, 24-25)

Scoring by 5 min intervals:

	Q1		Q2		Q3		Q4	
ORMAN	7	14	20	27	40	47	59	71
CAS	13	19	27	39	46	57	72	82

ORMAN - Orman Genclik ve SK

CAS - Mithra Castors Braine



ORMAN	M / A	%
Fied Goals	27 / 67	40
2 Points	17 / 34	50
3 Points	10 / 33	30
Free Throws	7 / 9	78

%	M / A	CAS
52	31 / 60	Fied Goals
58	19 / 33	2 Points
44	12 / 27	3 Points
89	8 / 9	Free Throws

Shot Chart

ORMAN 71 vs 82 CAS

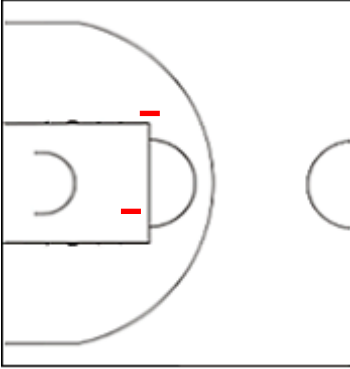
(14-19, 13-20, 20-18, 24-25)

Scoring by 5 min intervals:

	Q1		Q2		Q3		Q4	
ORMAN	7	14	20	27	40	47	59	71
CAS	13	19	27	39	46	57	72	82

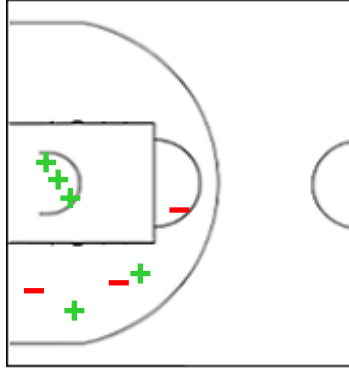
ORMAN - Orman Genclik ve SK

0 ERAT Kubra



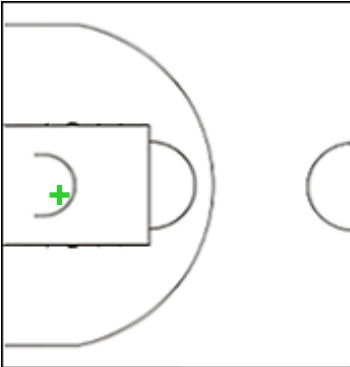
	M / A	%
Fied Goals	2 / 9	22
2 Points	0 / 2	0
3 Points	2 / 7	29
Free Throws	0 / 0	0

1 DUBLJEVIC Jelena



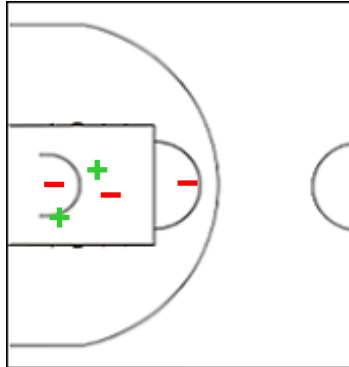
	M / A	%
Fied Goals	5 / 11	45
2 Points	5 / 8	63
3 Points	0 / 3	0
Free Throws	0 / 0	0

7 GEZGIN Damla



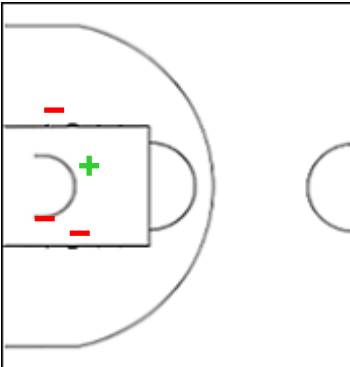
	M / A	%
Fied Goals	3 / 11	27
2 Points	1 / 1	100
3 Points	2 / 10	20
Free Throws	0 / 0	0

8 KARAKAS Fatmanur



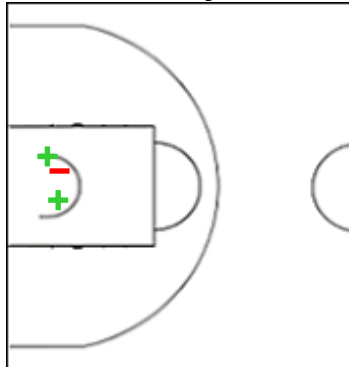
	M / A	%
Fied Goals	2 / 8	25
2 Points	2 / 5	40
3 Points	0 / 3	0
Free Throws	1 / 1	100

12 SIMSEK Banu



	M / A	%
Fied Goals	2 / 5	40
2 Points	1 / 4	25
3 Points	1 / 1	100
Free Throws	2 / 2	100

14 OKTAN Oyku Sena



	M / A	%
Fied Goals	3 / 5	60
2 Points	2 / 3	67
3 Points	1 / 2	50
Free Throws	2 / 3	67

Shot Chart

ORMAN 71 vs 82 CAS

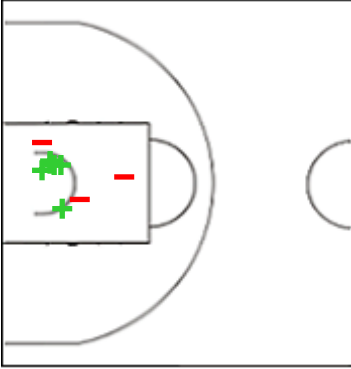
(14-19, 13-20, 20-18, 24-25)

Scoring by 5 min intervals:

	Q1		Q2		Q3		Q4	
ORMAN	7	14	20	27	40	47	59	71
CAS	13	19	27	39	46	57	72	82

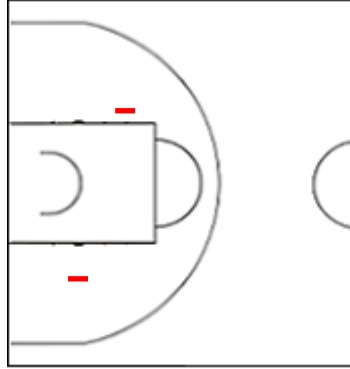
ORMAN - Orman Genclik ve SK

21 GRAY Reshanda



	M / A	%
Fied Goals	7 / 10	70
2 Points	6 / 9	67
3 Points	1 / 1	100
Free Throws	1 / 1	100

22 GOKDEMIR Nazli



	M / A	%
Fied Goals	0 / 2	0
2 Points	0 / 2	0
3 Points	0 / 0	0
Free Throws	0 / 0	0

Shot Chart

ORMAN 71 vs 82 CAS

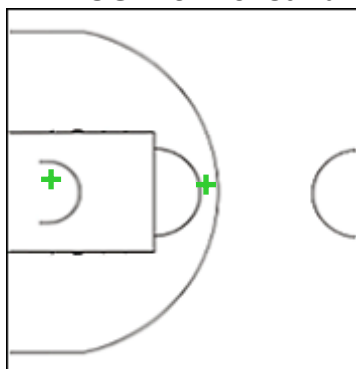
(14-19, 13-20, 20-18, 24-25)

Scoring by 5 min intervals:

	Q1		Q2		Q3		Q4	
ORMAN	7	14	20	27	40	47	59	71
CAS	13	19	27	39	46	57	72	82

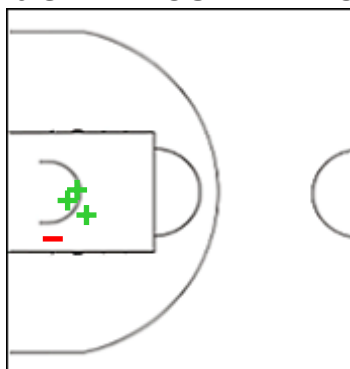
CAS - Mithra Castors Braine

2 KROSELJ Aleksandra



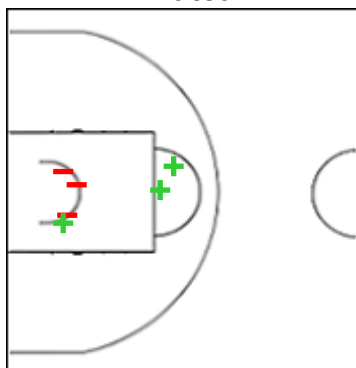
	M / A	%
Fied Goals	4 / 8	50
2 Points	2 / 2	100
3 Points	2 / 6	33
Free Throws	0 / 0	0

6 SARR COULIBALY Oumoul



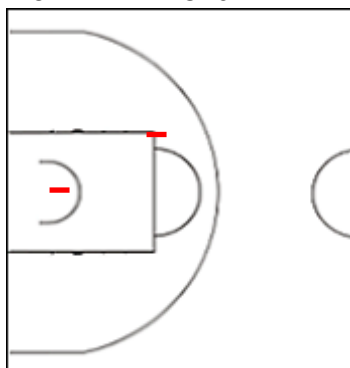
	M / A	%
Fied Goals	3 / 5	60
2 Points	3 / 4	75
3 Points	0 / 1	0
Free Throws	1 / 1	100

7 TADIC Matea



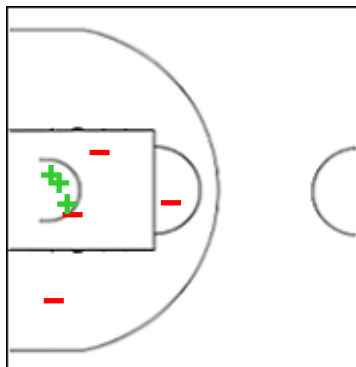
	M / A	%
Fied Goals	3 / 7	43
2 Points	3 / 6	50
3 Points	0 / 1	0
Free Throws	2 / 2	100

13 LELIK Reka



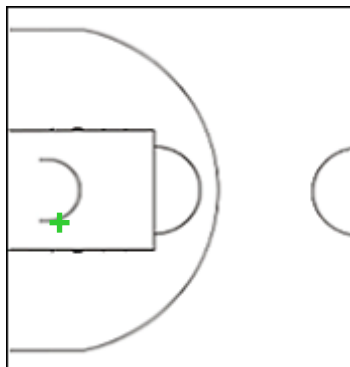
	M / A	%
Fied Goals	2 / 7	29
2 Points	0 / 2	0
3 Points	2 / 5	40
Free Throws	1 / 1	100

19 URO-NILE Miriam



	M / A	%
Fied Goals	7 / 13	54
2 Points	3 / 7	43
3 Points	4 / 6	67
Free Throws	4 / 5	80

21 LINDSTROM Jessica



	M / A	%
Fied Goals	3 / 5	60
2 Points	1 / 1	100
3 Points	2 / 4	50
Free Throws	0 / 0	0

Shot Chart

ORMAN 71 vs 82 CAS

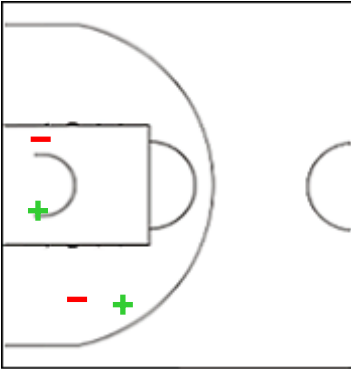
(14-19, 13-20, 20-18, 24-25)

Scoring by 5 min intervals:

	Q1		Q2		Q3		Q4	
ORMAN	7	14	20	27	40	47	59	71
CAS	13	19	27	39	46	57	72	82

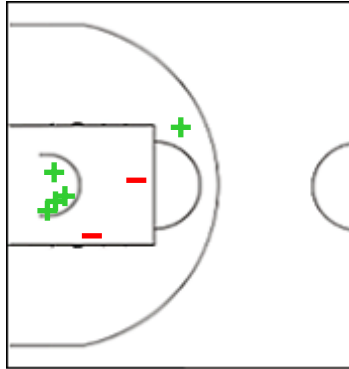
CAS - Mithra Castors Braine

35 DEVOS Lore



	M / A	%
Fied Goals	3 / 6	50
2 Points	2 / 4	50
3 Points	1 / 2	50
Free Throws	0 / 0	0

44 FOGG Abigail



	M / A	%
Fied Goals	5 / 7	71
2 Points	5 / 7	71
3 Points	0 / 0	0
Free Throws	0 / 0	0

Shot Chart

ORMAN 71 vs 82 CAS

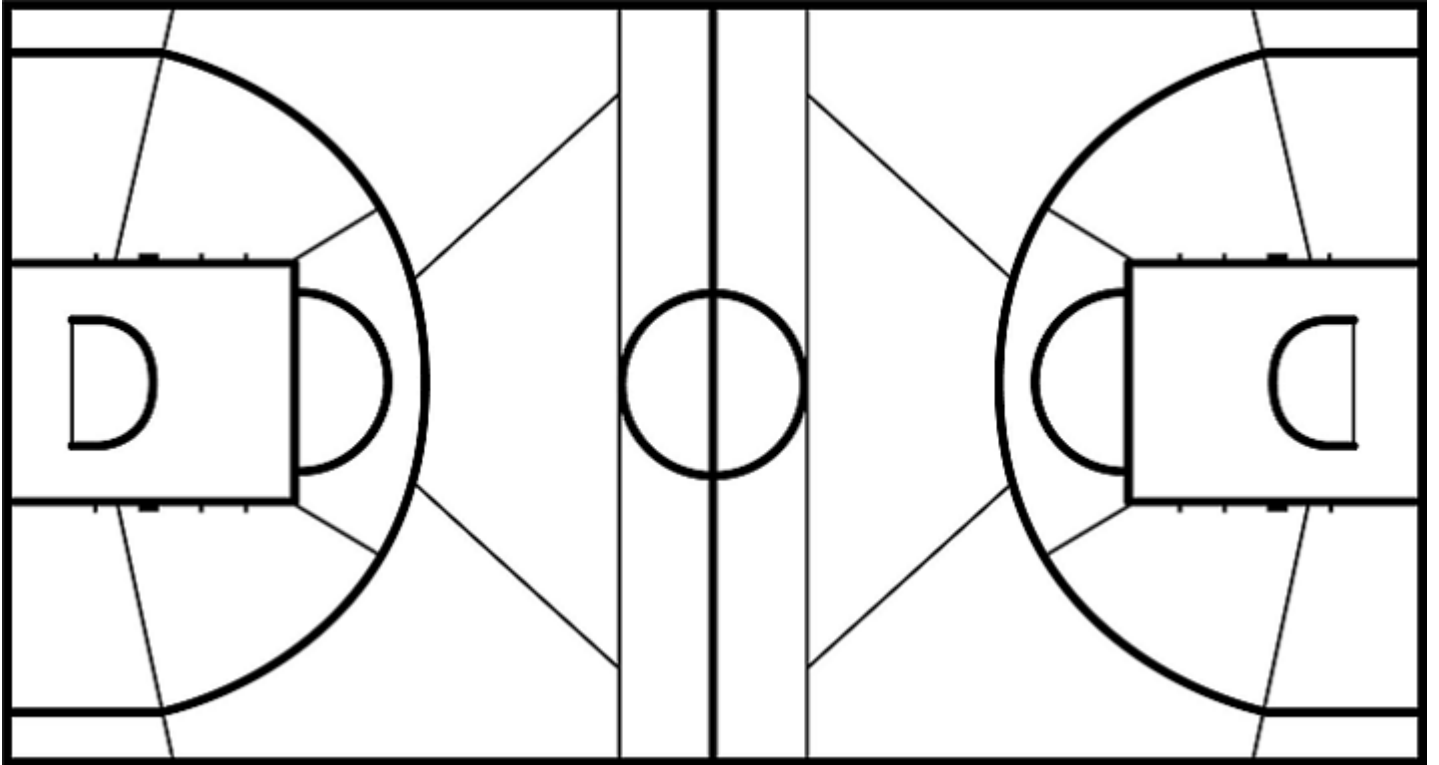
(14-19, 13-20, 20-18, 24-25)

Scoring by 5 min intervals:

	Q1		Q2		Q3		Q4	
ORMAN	7	14	20	27	40	47	59	71
CAS	13	19	27	39	46	57	72	82

ORMAN - Orman Genclik ve SK

CAS - Mithra Castors Braine



	M / A	%
Fied Goals	27 / 67	40
2 Points	17 / 34	50
3 Points	10 / 33	30
Free Throws	7 / 9	78

%	M / A	
52	31 / 60	Fied Goals
58	19 / 33	2 Points
44	12 / 27	3 Points
89	8 / 9	Free Throws