

## Shot Chart

### VIRT 92 vs 69 OLY

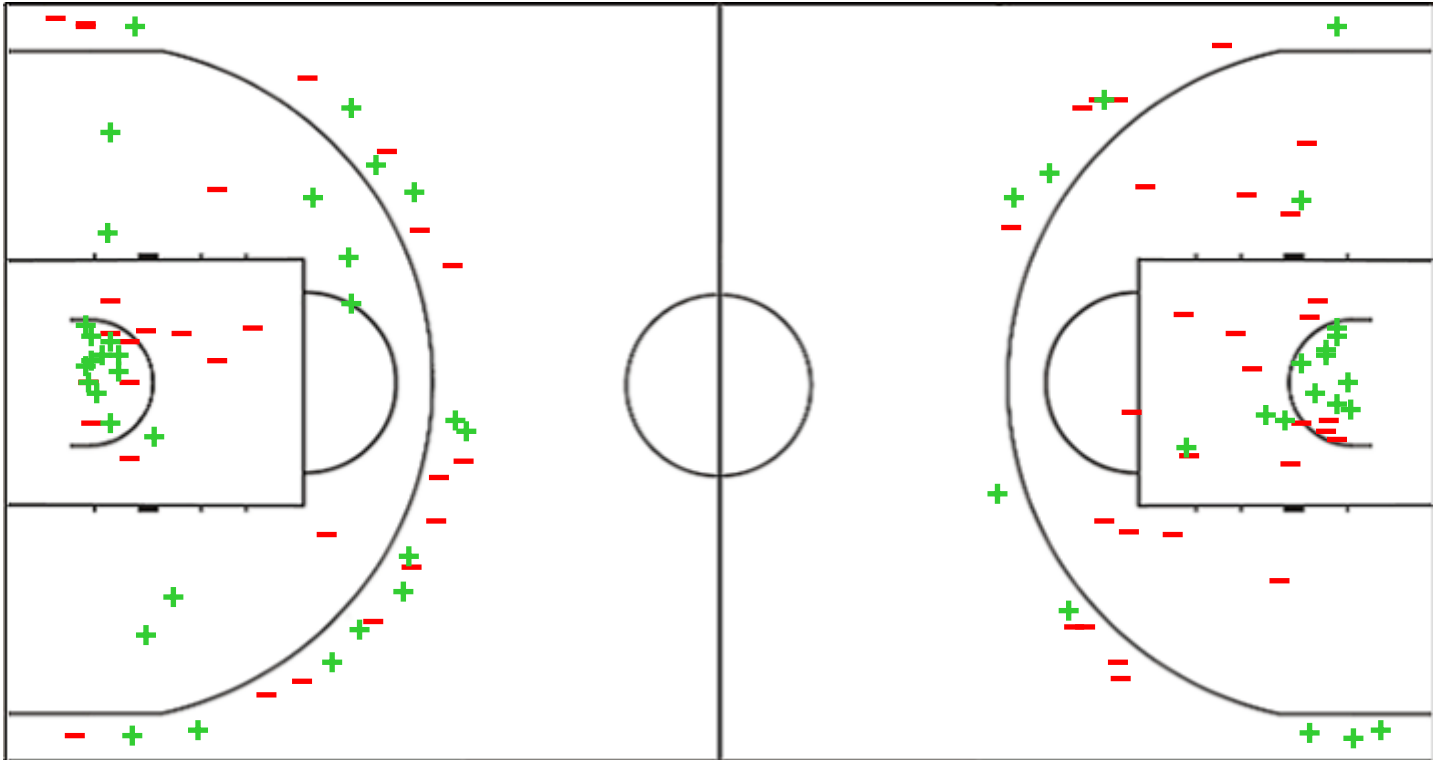
(26-16, 23-22, 18-17, 25-14)

Scoring by 5 min intervals:

	Q1		Q2		Q3		Q4	
<b>VIRT</b>	13	26	36	49	58	67	77	92
<b>OLY</b>	9	16	25	38	49	55	61	69

VIRT - ASD Futurvirtus Bologna

OLY - Olympiacos S.F.P.



VIRT	M / A	%
Fied Goals	31 / 60	52
2 Points	19 / 33	58
3 Points	12 / 27	44
Free Throws	18 / 24	75

%	M / A	OLY
43	22 / 51	Fied Goals
39	13 / 33	2 Points
50	9 / 18	3 Points
89	16 / 18	Free Throws

## Shot Chart

### VIRT 92 vs 69 OLY

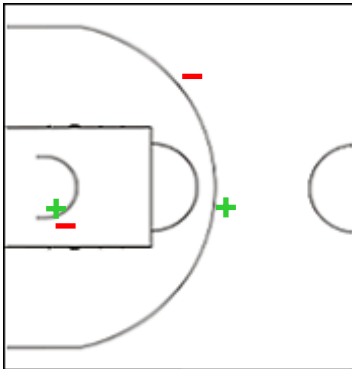
(26-16, 23-22, 18-17, 25-14)

Scoring by 5 min intervals:

	Q1		Q2		Q3		Q4	
<b>VIRT</b>	13	26	36	49	58	67	77	92
<b>OLY</b>	9	16	25	38	49	55	61	69

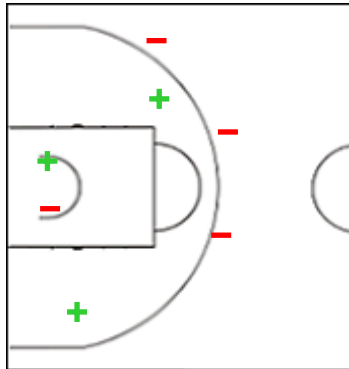
### VIRT - ASD Futurvirtus Bologna

#### 6 PASA Francesca



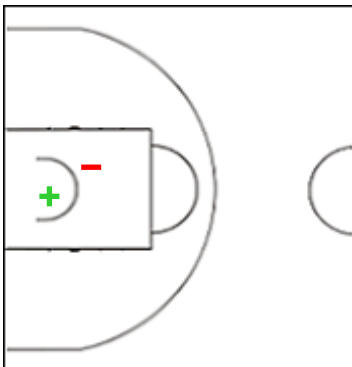
	M / A	%
Fied Goals	2 / 4	50
2 Points	1 / 2	50
3 Points	1 / 2	50
Free Throws	1 / 2	50

#### 12 RUPERT Iliana



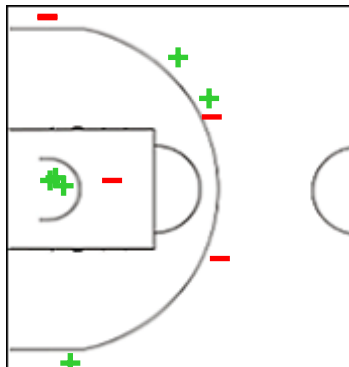
	M / A	%
Fied Goals	3 / 7	43
2 Points	3 / 4	75
3 Points	0 / 3	0
Free Throws	5 / 6	83

#### 15 BARBERIS Beatrice



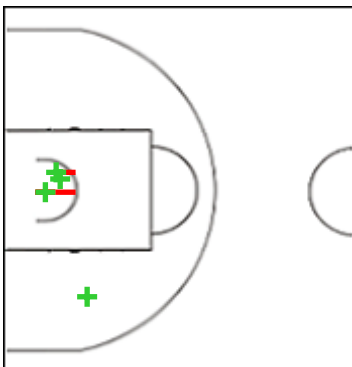
	M / A	%
Fied Goals	1 / 2	50
2 Points	1 / 2	50
3 Points	0 / 0	0
Free Throws	2 / 3	67

#### 18 DOJKIC Ivana



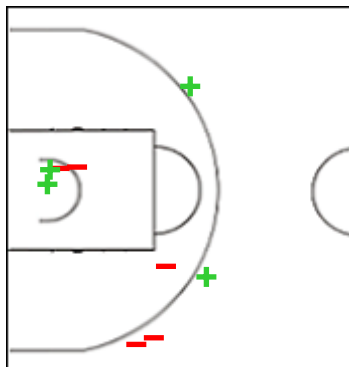
	M / A	%
Fied Goals	6 / 11	55
2 Points	3 / 4	75
3 Points	3 / 7	43
Free Throws	4 / 4	100

#### 22 ANDRE Olbis



	M / A	%
Fied Goals	4 / 8	50
2 Points	4 / 8	50
3 Points	0 / 0	0
Free Throws	2 / 2	100

#### 24 ZANDALASINI Cecilia



	M / A	%
Fied Goals	4 / 9	44
2 Points	2 / 5	40
3 Points	2 / 4	50
Free Throws	0 / 1	0

## Shot Chart

### VIRT 92 vs 69 OLY

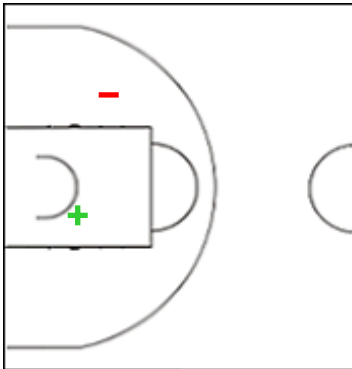
(26-16, 23-22, 18-17, 25-14)

Scoring by 5 min intervals:

	Q1		Q2		Q3		Q4	
<b>VIRT</b>	13	26	36	49	58	67	77	92
<b>OLY</b>	9	16	25	38	49	55	61	69

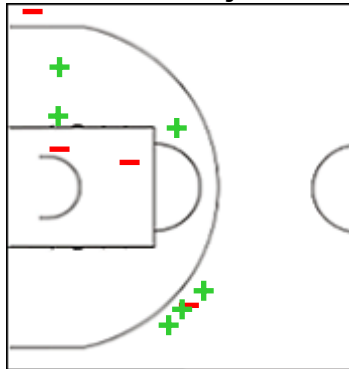
### VIRT - ASD Futurvirtus Bologna

#### 29 ORSILI Alessandra



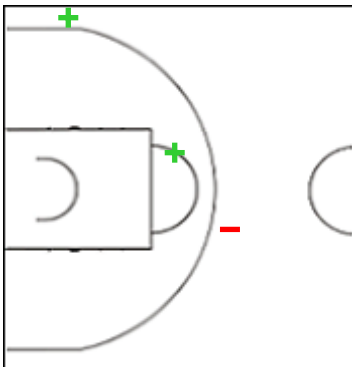
	M / A	%
Fied Goals	1 / 2	50
2 Points	1 / 2	50
3 Points	0 / 0	0
Free Throws	0 / 0	0

#### 33 LAKSA Kitija



	M / A	%
Fied Goals	6 / 10	60
2 Points	3 / 5	60
3 Points	3 / 5	60
Free Throws	3 / 4	75

#### 46 CINILI Sabrina



	M / A	%
Fied Goals	2 / 3	67
2 Points	1 / 1	100
3 Points	1 / 2	50
Free Throws	0 / 0	0

## Shot Chart

### VIRT 92 vs 69 OLY

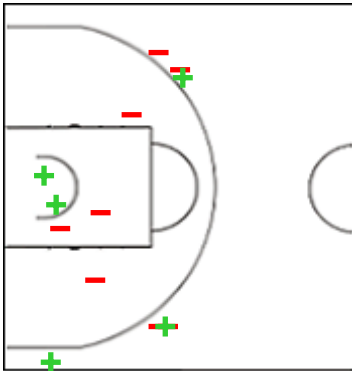
(26-16, 23-22, 18-17, 25-14)

Scoring by 5 min intervals:

	Q1		Q2		Q3		Q4	
<b>VIRT</b>	13	26	36	49	58	67	77	92
<b>OLY</b>	9	16	25	38	49	55	61	69

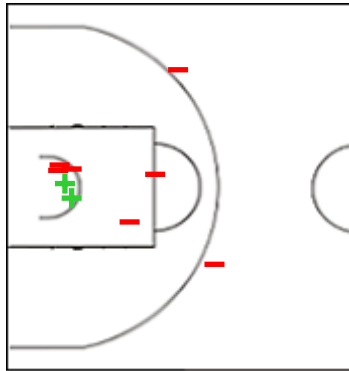
### OLY - Olympiacos S.F.P.

#### 4 STAMOLAMPROU Anna



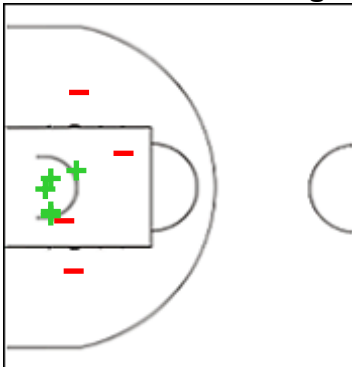
	M / A	%
Fied Goals	5 / 13	38
2 Points	2 / 6	33
3 Points	3 / 7	43
Free Throws	5 / 5	100

#### 6 AYUSO Aina



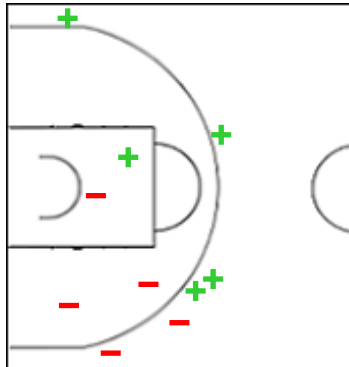
	M / A	%
Fied Goals	2 / 9	22
2 Points	2 / 7	29
3 Points	0 / 2	0
Free Throws	0 / 0	0

#### 10 GUSTAFSON Megan



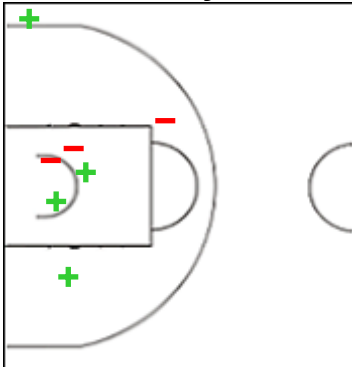
	M / A	%
Fied Goals	5 / 9	56
2 Points	5 / 9	56
3 Points	0 / 0	0
Free Throws	7 / 9	78

#### 11 NIKOLOPOULOU Angeliki



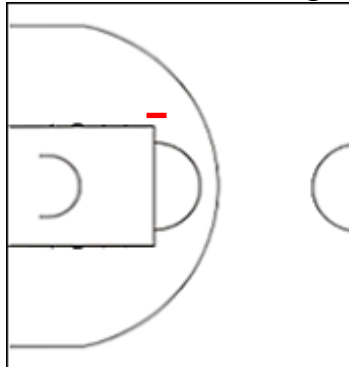
	M / A	%
Fied Goals	5 / 10	50
2 Points	1 / 4	25
3 Points	4 / 6	67
Free Throws	2 / 2	100

#### 24 SHOOK Kylee



	M / A	%
Fied Goals	4 / 7	57
2 Points	3 / 6	50
3 Points	1 / 1	100
Free Throws	0 / 0	0

#### 77 VAMVAKA Evangelia



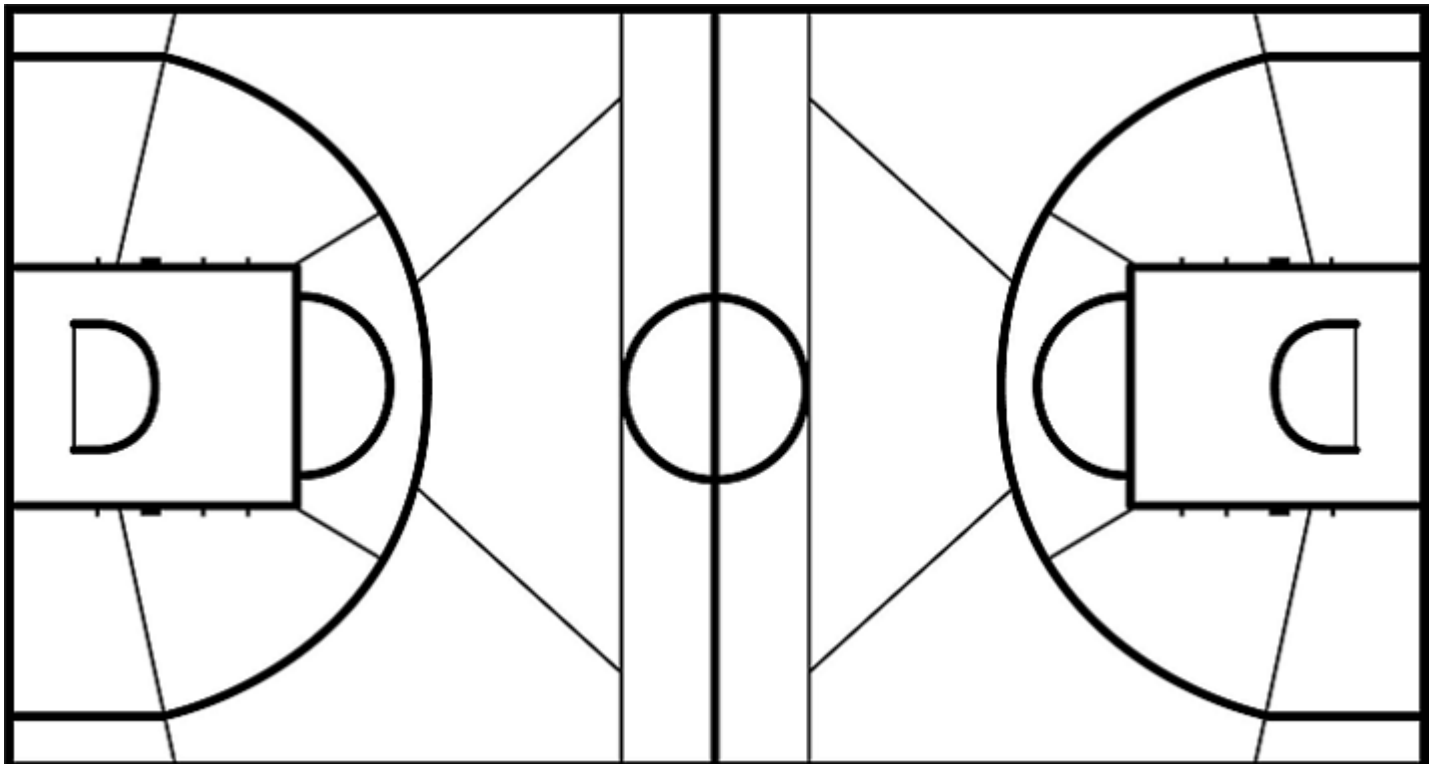
	M / A	%
Fied Goals	0 / 1	0
2 Points	0 / 1	0
3 Points	0 / 0	0
Free Throws	0 / 0	0

**Shot Chart**
**VIRT 92 vs 69 OLY**

(26-16, 23-22, 18-17, 25-14)

Scoring by 5 min intervals:

	Q1		Q2		Q3		Q4	
<b>VIRT</b>	13	26	36	49	58	67	77	92
<b>OLY</b>	9	16	25	38	49	55	61	69

**VIRT - ASD Futurvirtus Bologna**
**OLY - Olympiacos S.F.P.**


	M / A	%
<b>Fied Goals</b>	31 / 60	52
<b>2 Points</b>	19 / 33	58
<b>3 Points</b>	12 / 27	44
<b>Free Throws</b>	18 / 24	75

%	M / A	
43	22 / 51	<b>Fied Goals</b>
39	13 / 33	<b>2 Points</b>
50	9 / 18	<b>3 Points</b>
89	16 / 18	<b>Free Throws</b>