



FIBA Europe Cup 2023

Venue: Arena Samokov
 Game Date: TUE 27 SEP 2022
 Game Time: 18:00

Game No: 1
 Attendance: 200
 Game Duration: 01:56

Shot Chart

ARIS 72 vs 83 WOLV

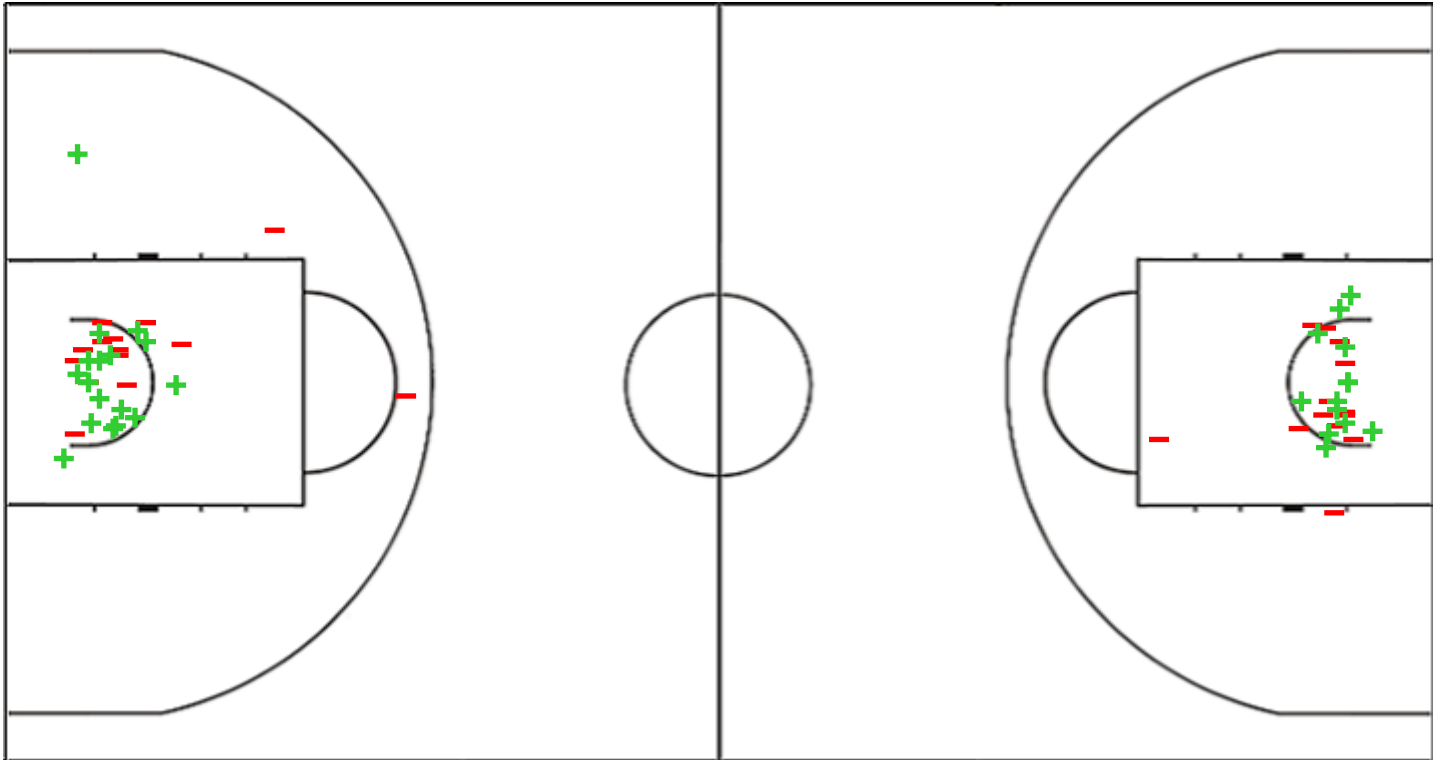
(21-15, 23-29, 15-17, 13-22)

Scoring by 5 min intervals:

| | Q1 | | Q2 | | Q3 | | Q4 | |
|-------------|----|----|----|----|----|----|----|----|
| ARIS | 9 | 21 | 27 | 44 | 51 | 59 | 66 | 72 |
| WOLV | 7 | 15 | 25 | 44 | 48 | 61 | 71 | 83 |

ARIS - Aris B.S.A. - 2003

WOLV - BC Dzukija



| ARIS | M / A | % |
|-------------|---------|----|
| Fied Goals | 25 / 57 | 44 |
| 2 Points | 17 / 33 | 52 |
| 3 Points | 8 / 24 | 33 |
| Free Throws | 14 / 16 | 88 |

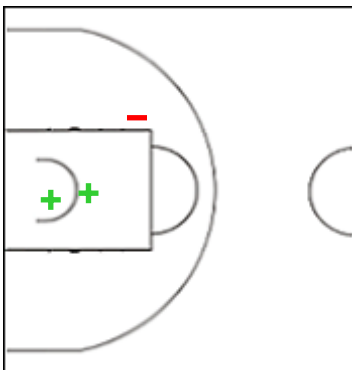
| % | M / A | WOLV |
|----|---------|-------------|
| 45 | 25 / 56 | Fied Goals |
| 48 | 13 / 27 | 2 Points |
| 41 | 12 / 29 | 3 Points |
| 70 | 21 / 30 | Free Throws |

Shot Chart
ARIS 72 vs 83 WOLV

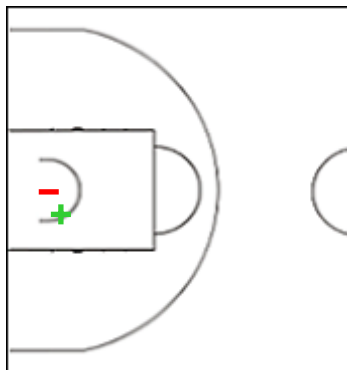
(21-15, 23-29, 15-17, 13-22)

Scoring by 5 min intervals:

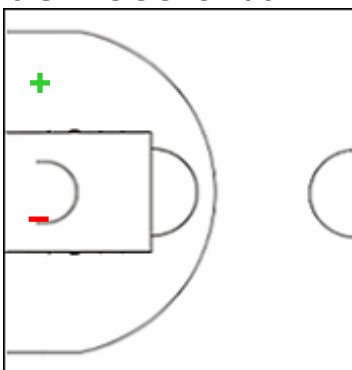
| | Q1 | | Q2 | | Q3 | | Q4 | |
|-------------|----|----|----|----|----|----|----|----|
| ARIS | 9 | 21 | 27 | 44 | 51 | 59 | 66 | 72 |
| WOLV | 7 | 15 | 25 | 44 | 48 | 61 | 71 | 83 |

ARIS - Aris B.S.A. - 2003
0 HORCHLER Noah


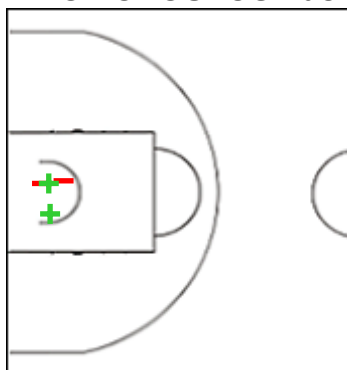
| | M / A | % |
|-------------|-------|----|
| Fied Goals | 2 / 6 | 33 |
| 2 Points | 2 / 3 | 67 |
| 3 Points | 0 / 3 | 0 |
| Free Throws | 0 / 0 | 0 |

1 GOODWIN Chevez


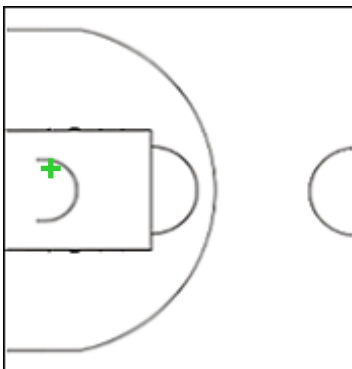
| | M / A | % |
|-------------|-------|----|
| Fied Goals | 1 / 2 | 50 |
| 2 Points | 1 / 2 | 50 |
| 3 Points | 0 / 0 | 0 |
| Free Throws | 0 / 0 | 0 |

3 SANOGO Ismael


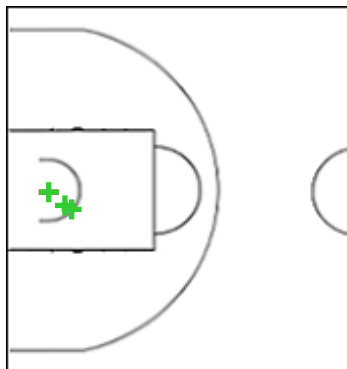
| | M / A | % |
|-------------|-------|----|
| Fied Goals | 1 / 2 | 50 |
| 2 Points | 1 / 2 | 50 |
| 3 Points | 0 / 0 | 0 |
| Free Throws | 0 / 0 | 0 |

4 TOLIOPOULOS Vasileios


| | M / A | % |
|-------------|--------|-----|
| Fied Goals | 4 / 13 | 31 |
| 2 Points | 2 / 4 | 50 |
| 3 Points | 2 / 9 | 22 |
| Free Throws | 1 / 1 | 100 |

5 SCHIZAS Stavros


| | M / A | % |
|-------------|-------|-----|
| Fied Goals | 1 / 1 | 100 |
| 2 Points | 1 / 1 | 100 |
| 3 Points | 0 / 0 | 0 |
| Free Throws | 4 / 4 | 100 |

9 KAVVADAS Vassilis


| | M / A | % |
|-------------|-------|----|
| Fied Goals | 3 / 4 | 75 |
| 2 Points | 3 / 4 | 75 |
| 3 Points | 0 / 0 | 0 |
| Free Throws | 5 / 6 | 83 |



FIBA Europe Cup 2023

Venue: Arena Samokov
 Game Date: TUE 27 SEP 2022
 Game Time: 18:00

Game No: 1
 Attendance: 200
 Game Duration: 01:56

Shot Chart

ARIS 72 vs 83 WOLV

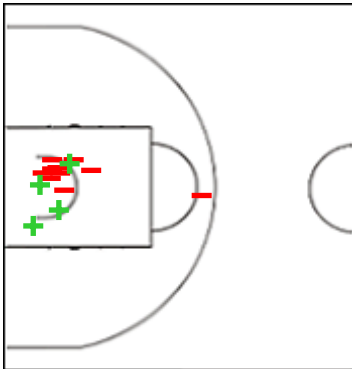
(21-15, 23-29, 15-17, 13-22)

Scoring by 5 min intervals:

| | Q1 | | Q2 | | Q3 | | Q4 | |
|-------------|----|----|----|----|----|----|----|----|
| ARIS | 9 | 21 | 27 | 44 | 51 | 59 | 66 | 72 |
| WOLV | 7 | 15 | 25 | 44 | 48 | 61 | 71 | 83 |

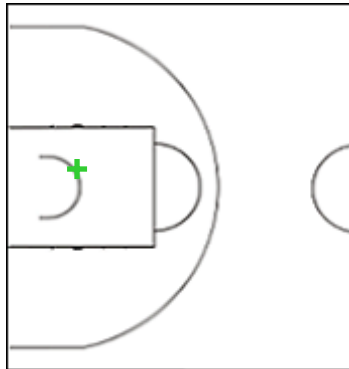
ARIS - Aris B.S.A. - 2003

11 NOTAE Janaud



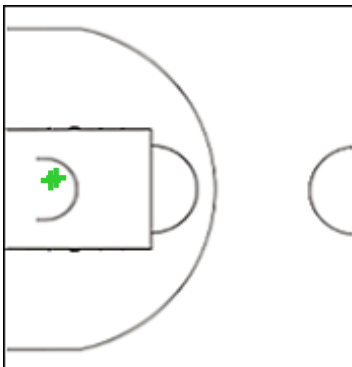
| | M / A | % |
|--------------------|--------|-----|
| Fied Goals | 7 / 21 | 33 |
| 2 Points | 4 / 14 | 29 |
| 3 Points | 3 / 7 | 43 |
| Free Throws | 1 / 1 | 100 |

16 NETZIP OGLOU Omer



| | M / A | % |
|--------------------|-------|-----|
| Fied Goals | 1 / 1 | 100 |
| 2 Points | 1 / 1 | 100 |
| 3 Points | 0 / 0 | 0 |
| Free Throws | 0 / 0 | 0 |

55 HAGINS Josh



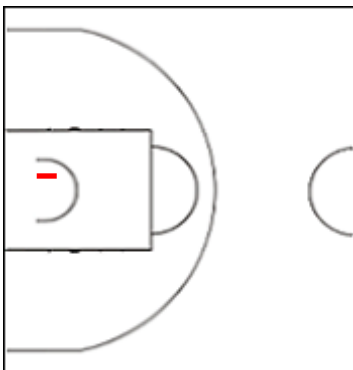
| | M / A | % |
|--------------------|-------|-----|
| Fied Goals | 5 / 7 | 71 |
| 2 Points | 2 / 2 | 100 |
| 3 Points | 3 / 5 | 60 |
| Free Throws | 3 / 4 | 75 |

Shot Chart
ARIS 72 vs 83 WOLV

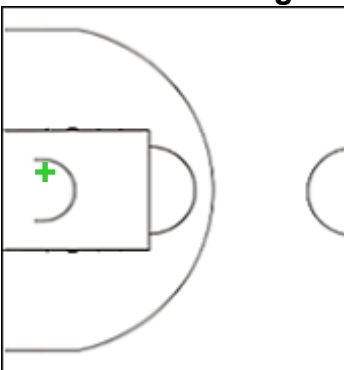
(21-15, 23-29, 15-17, 13-22)

Scoring by 5 min intervals:

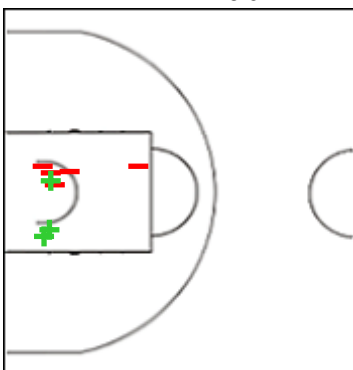
| | Q1 | | Q2 | | Q3 | | Q4 | |
|-------------|----|----|----|----|----|----|----|----|
| ARIS | 9 | 21 | 27 | 44 | 51 | 59 | 66 | 72 |
| WOLV | 7 | 15 | 25 | 44 | 48 | 61 | 71 | 83 |

WOLV - BC Dzukija
3 JUSKEVICIUS Adas


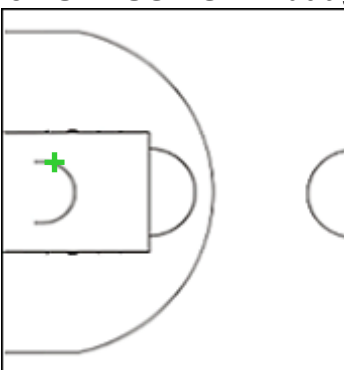
| | M / A | % |
|-------------|--------|----|
| Fied Goals | 5 / 10 | 50 |
| 2 Points | 0 / 1 | 0 |
| 3 Points | 5 / 9 | 56 |
| Free Throws | 5 / 6 | 83 |

6 ZUKAUSKAS Eigirdas


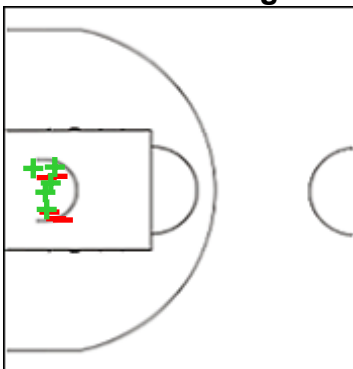
| | M / A | % |
|-------------|-------|-----|
| Fied Goals | 3 / 5 | 60 |
| 2 Points | 1 / 1 | 100 |
| 3 Points | 2 / 4 | 50 |
| Free Throws | 0 / 0 | 0 |

7 CAVER Ahmad


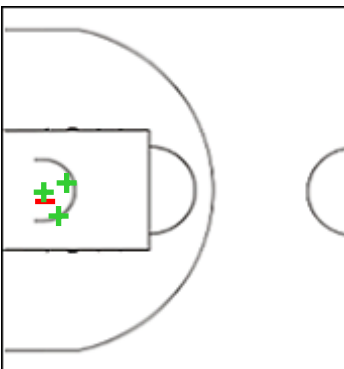
| | M / A | % |
|-------------|--------|----|
| Fied Goals | 3 / 11 | 27 |
| 2 Points | 3 / 8 | 38 |
| 3 Points | 0 / 3 | 0 |
| Free Throws | 5 / 6 | 83 |

8 LUKAUSKIS Mindaugas


| | M / A | % |
|-------------|-------|-----|
| Fied Goals | 2 / 3 | 67 |
| 2 Points | 1 / 1 | 100 |
| 3 Points | 1 / 2 | 50 |
| Free Throws | 2 / 2 | 100 |

10 MINIOTAS Regimantas


| | M / A | % |
|-------------|--------|-----|
| Fied Goals | 6 / 11 | 55 |
| 2 Points | 5 / 10 | 50 |
| 3 Points | 1 / 1 | 100 |
| Free Throws | 7 / 10 | 70 |

12 DELIA Marcos


| | M / A | % |
|-------------|-------|----|
| Fied Goals | 3 / 4 | 75 |
| 2 Points | 3 / 4 | 75 |
| 3 Points | 0 / 0 | 0 |
| Free Throws | 0 / 2 | 0 |



FIBA Europe Cup 2023

Venue: Arena Samokov
 Game Date: TUE 27 SEP 2022
 Game Time: 18:00

Game No: 1
 Attendance: 200
 Game Duration: 01:56

Shot Chart

ARIS 72 vs 83 WOLV

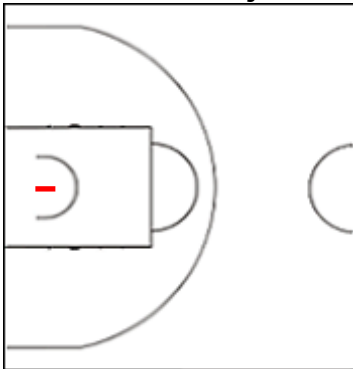
(21-15, 23-29, 15-17, 13-22)

Scoring by 5 min intervals:

| | Q1 | | Q2 | | Q3 | | Q4 | |
|-------------|----|----|----|----|----|----|----|----|
| ARIS | 9 | 21 | 27 | 44 | 51 | 59 | 66 | 72 |
| WOLV | 7 | 15 | 25 | 44 | 48 | 61 | 71 | 83 |

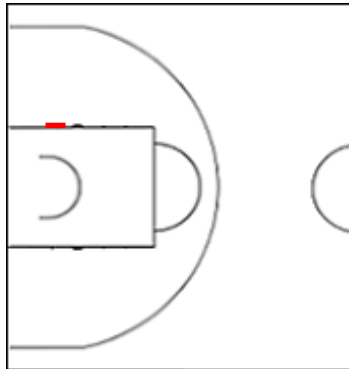
WOLV - BC Dzukija

19 KOZYS Vitalijus



| | M / A | % |
|-------------|-------|----|
| Fied Goals | 0 / 4 | 0 |
| 2 Points | 0 / 1 | 0 |
| 3 Points | 0 / 3 | 0 |
| Free Throws | 1 / 2 | 50 |

33 KUMPYS Herkus



| | M / A | % |
|-------------|-------|---|
| Fied Goals | 0 / 1 | 0 |
| 2 Points | 0 / 1 | 0 |
| 3 Points | 0 / 0 | 0 |
| Free Throws | 0 / 0 | 0 |



FIBA Europe Cup 2023

Venue: Arena Samokov
 Game Date: TUE 27 SEP 2022
 Game Time: 18:00

Game No: 1
 Attendance: 200
 Game Duration: 01:56

Shot Chart

ARIS 72 vs 83 WOLV

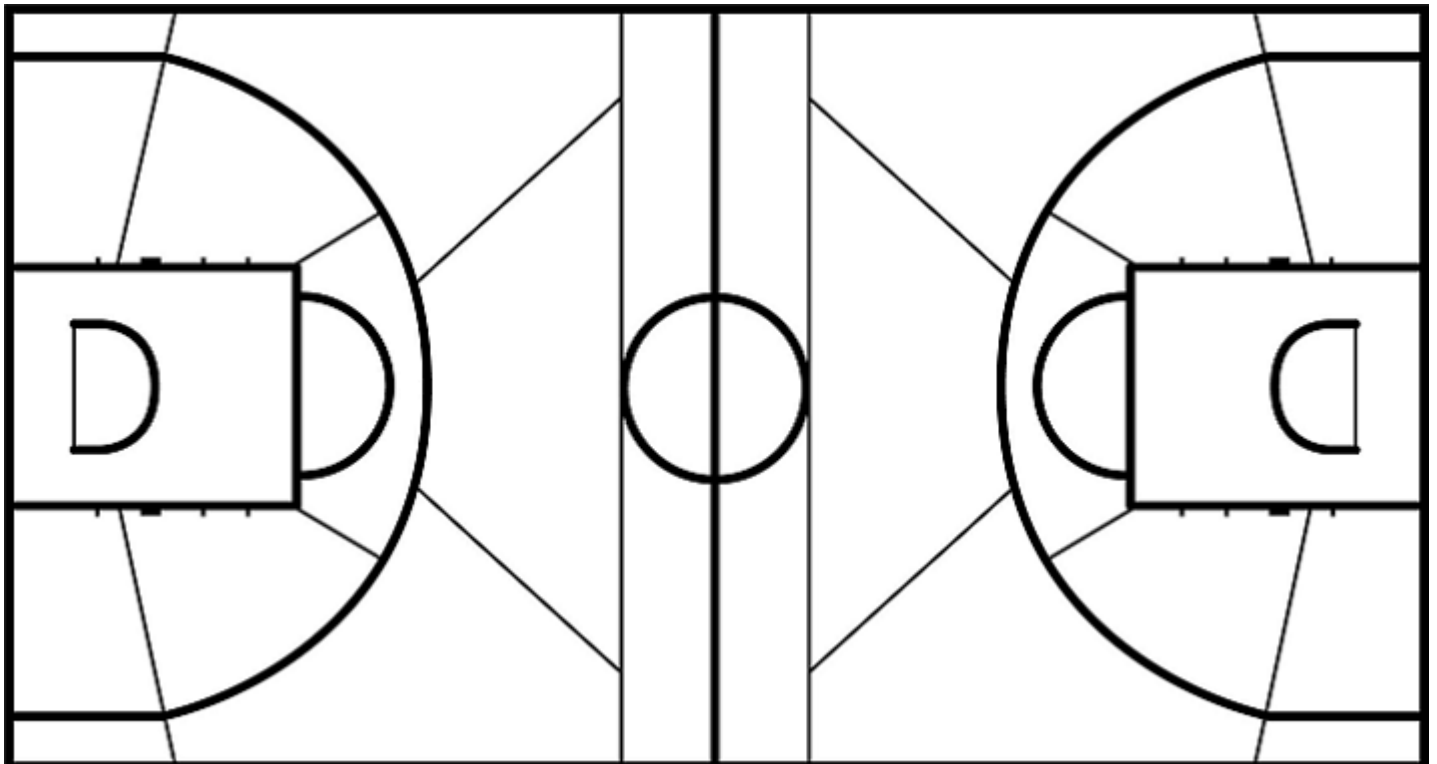
(21-15, 23-29, 15-17, 13-22)

Scoring by 5 min intervals:

| | Q1 | | Q2 | | Q3 | | Q4 | |
|-------------|----|----|----|----|----|----|----|----|
| ARIS | 9 | 21 | 27 | 44 | 51 | 59 | 66 | 72 |
| WOLV | 7 | 15 | 25 | 44 | 48 | 61 | 71 | 83 |

ARIS - Aris B.S.A. - 2003

WOLV - BC Dzukija



| | M / A | % |
|--------------------|---------|----|
| Fied Goals | 25 / 57 | 44 |
| 2 Points | 17 / 33 | 52 |
| 3 Points | 8 / 24 | 33 |
| Free Throws | 14 / 16 | 88 |

| % | M / A | |
|----|---------|--------------------|
| 45 | 25 / 56 | Fied Goals |
| 48 | 13 / 27 | 2 Points |
| 41 | 12 / 29 | 3 Points |
| 70 | 21 / 30 | Free Throws |