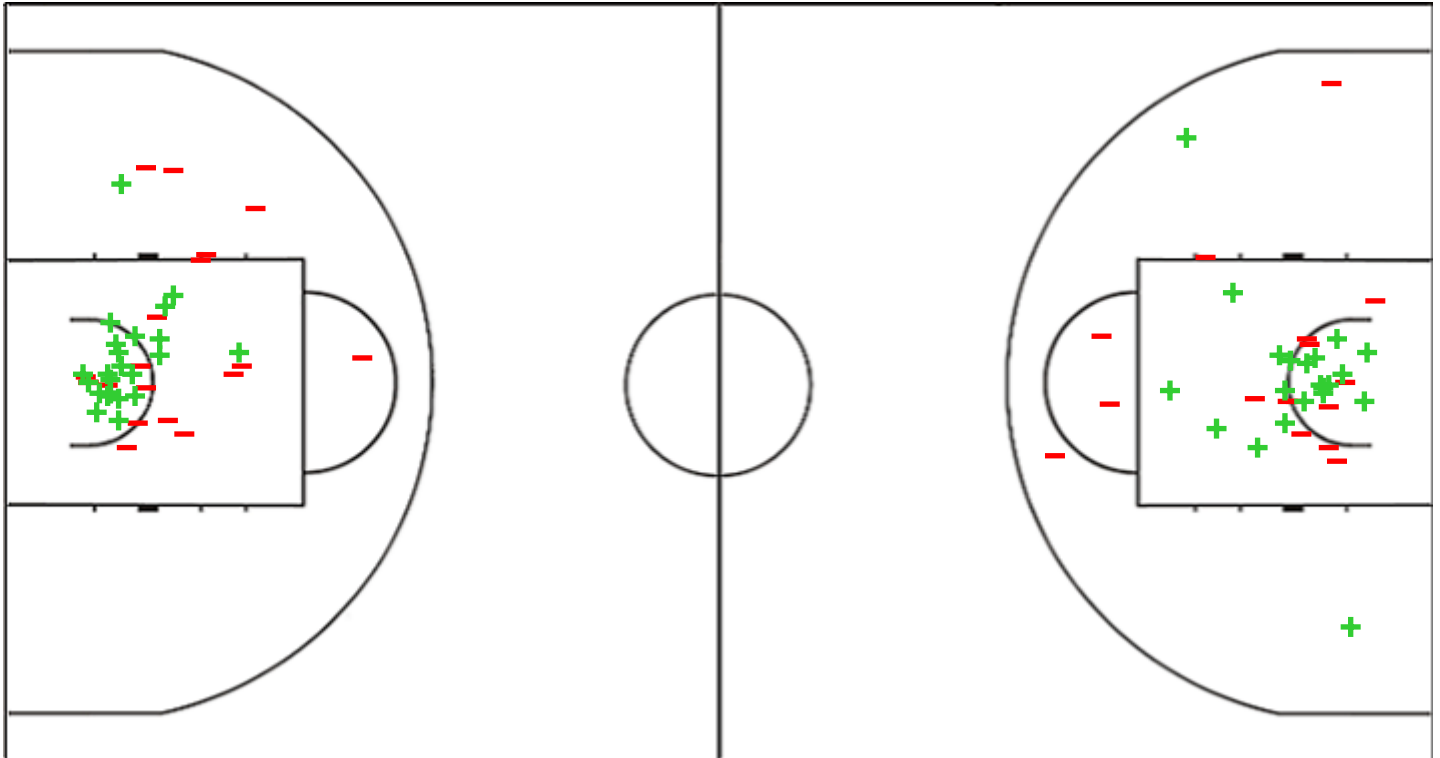


Shot Chart
BUDI 86 vs 81 DONAR

(25-30, 20-14, 24-20, 17-17)

Scoring by 5 min intervals:

	Q1		Q2		Q3		Q4	
BUDI	10	25	37	45	61	69	73	86
DONAR	20	30	37	44	51	64	70	81

BUDI - Budivelnyk Kyiv
DONAR - Donar Groningen


BUDI	M / A	%
Fied Goals	32 / 63	51
2 Points	24 / 43	56
3 Points	8 / 20	40
Free Throws	14 / 21	67

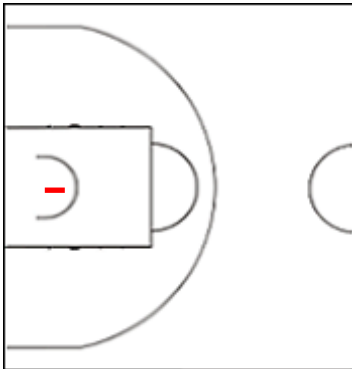
%	M / A	DONAR
57	31 / 54	Fied Goals
57	21 / 37	2 Points
59	10 / 17	3 Points
64	9 / 14	Free Throws

Shot Chart
BUDI 86 vs 81 DONAR

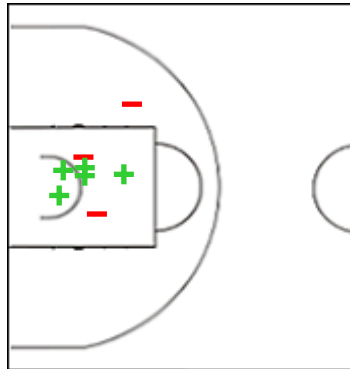
(25-30, 20-14, 24-20, 17-17)

Scoring by 5 min intervals:

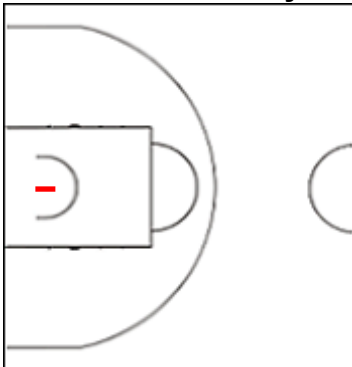
	Q1		Q2		Q3		Q4	
BUDI	10	25	37	45	61	69	73	86
DONAR	20	30	37	44	51	64	70	81

BUDI - Budivelnyk Kyiv
1 VASILIAUSKAS Sarunas


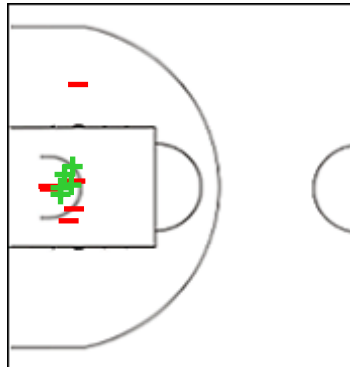
	M / A	%
Fied Goals	1 / 5	20
2 Points	0 / 1	0
3 Points	1 / 4	25
Free Throws	2 / 2	100

2 GRANT Jerai


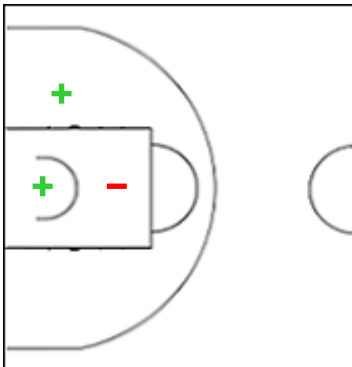
	M / A	%
Fied Goals	5 / 8	63
2 Points	5 / 8	63
3 Points	0 / 0	0
Free Throws	3 / 6	50

7 GRYTSAK Andriy


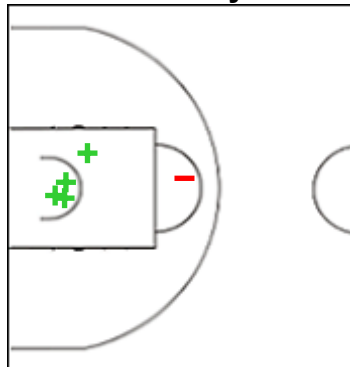
	M / A	%
Fied Goals	0 / 1	0
2 Points	0 / 1	0
3 Points	0 / 0	0
Free Throws	0 / 0	0

10 GOODWIN Archie


	M / A	%
Fied Goals	7 / 15	47
2 Points	5 / 11	45
3 Points	2 / 4	50
Free Throws	2 / 4	50

12 KRUTOUS Pavlo


	M / A	%
Fied Goals	3 / 7	43
2 Points	2 / 3	67
3 Points	1 / 4	25
Free Throws	2 / 3	67

13 BOBROV Vyacheslav


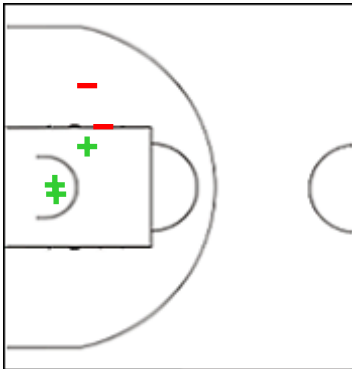
	M / A	%
Fied Goals	4 / 6	67
2 Points	4 / 5	80
3 Points	0 / 1	0
Free Throws	0 / 0	0

Shot Chart
BUDI 86 vs 81 DONAR

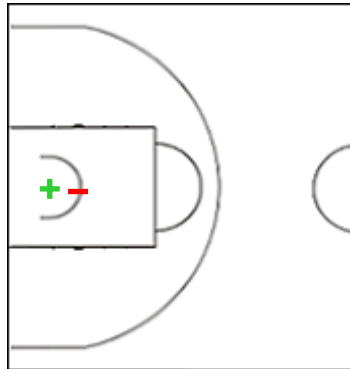
(25-30, 20-14, 24-20, 17-17)

Scoring by 5 min intervals:

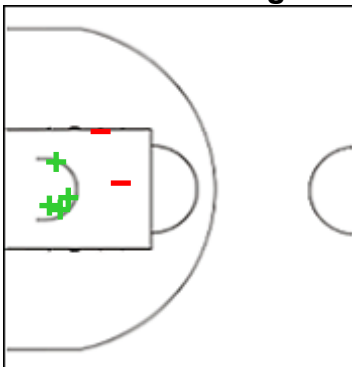
	Q1		Q2		Q3		Q4	
BUDI	10	25	37	45	61	69	73	86
DONAR	20	30	37	44	51	64	70	81

BUDI - Budivelnyk Kyiv
15 BROWN Alec


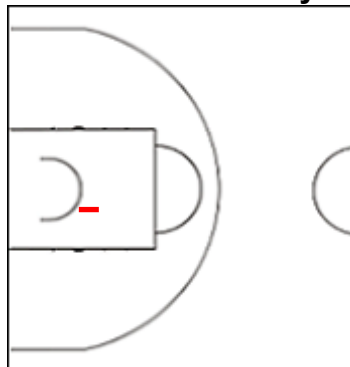
	M / A	%
Fied Goals	5 / 10	50
2 Points	3 / 5	60
3 Points	2 / 5	40
Free Throws	0 / 0	0

21 KOLOMOISKY Israel


	M / A	%
Fied Goals	2 / 3	67
2 Points	1 / 2	50
3 Points	1 / 1	100
Free Throws	0 / 0	0

32 BLIZNYUK Bogdan


	M / A	%
Fied Goals	5 / 7	71
2 Points	4 / 6	67
3 Points	1 / 1	100
Free Throws	2 / 2	100

51 TYKHONOV Dmytro


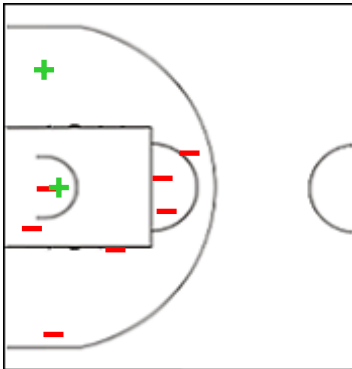
	M / A	%
Fied Goals	0 / 1	0
2 Points	0 / 1	0
3 Points	0 / 0	0
Free Throws	3 / 4	75

Shot Chart
BUDI 86 vs 81 DONAR

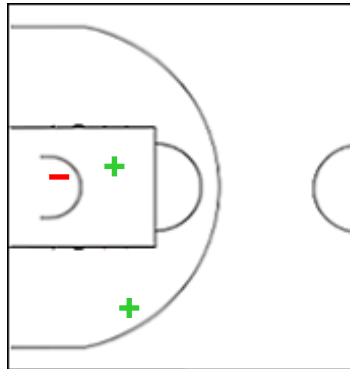
(25-30, 20-14, 24-20, 17-17)

Scoring by 5 min intervals:

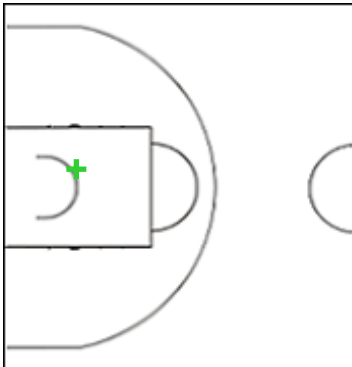
	Q1		Q2		Q3		Q4	
BUDI	10	25	37	45	61	69	73	86
DONAR	20	30	37	44	51	64	70	81

DONAR - Donar Groningen
2 TAYLOR Vernon


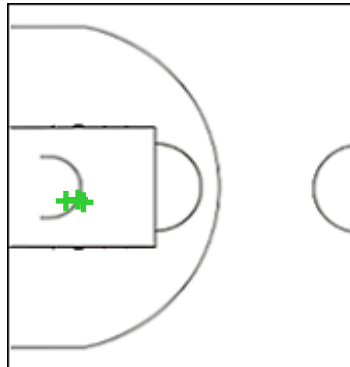
	M / A	%
Fied Goals	2 / 9	22
2 Points	2 / 9	22
3 Points	0 / 0	0
Free Throws	2 / 2	100

5 WILLIAMS Leon


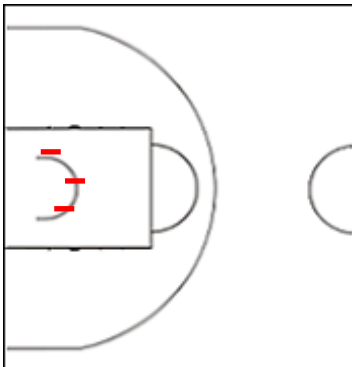
	M / A	%
Fied Goals	2 / 3	67
2 Points	2 / 3	67
3 Points	0 / 0	0
Free Throws	0 / 0	0

7 HOLLANDERS Sander


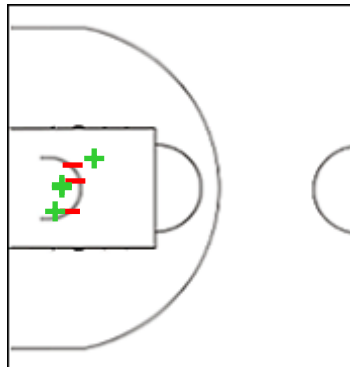
	M / A	%
Fied Goals	5 / 8	63
2 Points	1 / 1	100
3 Points	4 / 7	57
Free Throws	0 / 0	0

18 GADDEFORS Viktor


	M / A	%
Fied Goals	4 / 4	100
2 Points	3 / 3	100
3 Points	1 / 1	100
Free Throws	3 / 6	50

30 SCHAFTENAAR Olaf


	M / A	%
Fied Goals	3 / 7	43
2 Points	0 / 3	0
3 Points	3 / 4	75
Free Throws	2 / 2	100

35 ZAKIS Ronalds


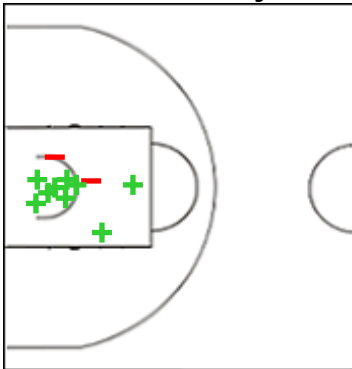
	M / A	%
Fied Goals	4 / 7	57
2 Points	4 / 7	57
3 Points	0 / 0	0
Free Throws	1 / 2	50

Shot Chart
BUDI 86 vs 81 DONAR

(25-30, 20-14, 24-20, 17-17)

Scoring by 5 min intervals:

	Q1		Q2		Q3		Q4	
BUDI	10	25	37	45	61	69	73	86
DONAR	20	30	37	44	51	64	70	81

DONAR - Donar Groningen
61 MOUNCE Clay


	M / A	%
Fied Goals	11 / 16	69
2 Points	9 / 11	82
3 Points	2 / 5	40
Free Throws	1 / 2	50

Shot Chart
BUDI 86 vs 81 DONAR

(25-30, 20-14, 24-20, 17-17)

Scoring by 5 min intervals:

	Q1		Q2		Q3		Q4	
BUDI	10	25	37	45	61	69	73	86
DONAR	20	30	37	44	51	64	70	81

BUDI - Budivelnyk Kyiv
DONAR - Donar Groningen


	M / A	%
Fied Goals	32 / 63	51
2 Points	24 / 43	56
3 Points	8 / 20	40
Free Throws	14 / 21	67

%	M / A	
57	31 / 54	Fied Goals
57	21 / 37	2 Points
59	10 / 17	3 Points
64	9 / 14	Free Throws